



CLEMSON



SR DAVID SKARA

SR JAMAL THOMAS

SR SEBASTIAN MICHELI

GR MARQUISE REED

SR LYLES DAVIS



HEAD
COACH
BRAD

BROWNELL

- Coached the Tigers to its fourth NCAA Sweet 16 in program history in 2018
- Achieved the most ACC wins during a regular season in Clemson history (11)
- 25 wins in 2017-18 tied a program record for wins in a season; .714 winning percentage tied for fifth
- Tied regular season record with 15 wins at home in 2017-18 (15-1)
- Winningest coach in Clemson history against ACC competition
- Third-winningest coach all-time in Clemson history (149-113)
- Earned 300th career win in 2017-18
- His teams own the top four Clemson scoring defenses in the ACC era (1953-present)
- His teams own four of the top 10 Clemson free throw shooting teams, including a program-best in 2017-18 (75.5)
- Has coached five All-ACC selections, including Marcquise Reed in 2018
- Coached K.J. McDaniels, 2014 ACC Defensive Player of the Year
- Every senior under Brownell has earned his undergraduate degree from Clemson

C L E M S O N G R I T

TABLE OF CONTENTS

GENERAL INFORMATION

2018-19 Quick Facts	2
Media Information	3
2018-19 Roster	4
2018-19 Outlook	5-7
ACC Composite Schedule	8-9
Radio/Television Roster	10
2018-19 Opponents	58-60

PLAYER PROFILES

Lyles Davis	12-13
Shelton Mitchell	14-17
Marcquise Reed	18-21
David Skara	22-23
Elijah Thomas	24-27
Javan White	28-29
Jonathan Baehre	30-31
Anthony Oliver II	32-33
Aamir Simms	34-35
Clyde Trapp	36-37
Malik William	38
Parker Fox	39
Trey Jemison	40
John Newman III	41
Hunter Tyson	42

COACHING & SUPPORT STAFF

Brad Brownell, Head Coach	44-45
Brownell vs. All Competition	46
Steve Smith, Assistant Coach	47
Dick Bender, Assistant Coach	48
Antonio Reynolds Dean, Assistant Coach	49
Matt Bucklin, Director of Basketball Operations	50
Lucas McKay, Director of Basketball Recruiting	51

Mike Bewley, Strength & Conditioning	52
Support Staff	53-54

CLEMSON ADMINISTRATION

James P. Clements, President	55
Dan Radakovich, Director of Athletics	56

THIS IS TIGER BASKETBALL

Clemson Radio Network	57
Student-Athlete Enrichment	62-63
Littlejohn Coliseum	64-65
NBA Influence	66
NBA Draft History	67
Tradition By Position	68-70

2017-18 YEAR IN REVIEW

Final Statistics	72
Superlatives	73
2017-18 Game-By-Game Statistics	74
Senior Bios	75
ACC Team Statistical Leaders	76
ACC Individual Statistical Leaders	77
Boxscores	78-86

CLEMSON RECORDS

Individual Records	88-90
Individual Game Bests	91-94
Individual Season Bests	95-96
Yearly Leaders	97-99
Class Records	100-101
Career Records	102-104
Team Records	105
Team Game Bests	106-108
Team Season Bests	109

Winning Streaks	110
Statistical Trends	110-111
NCAA Tournament Records	112-113
ACC Tournament Records	114-115
NIT Results and Records	116
ACC Single-Game Bests	117
Statistical Rankings	117
Record by Day	118
Record Versus Ranked Teams	118
Record by Month	119
Weekly Poll History	119
Honors and Awards	120-123
Former Head Coaches	124-125
Coaching Records	126
All-Time NBA Tigers	127
Letterwinners	128-129
Starting Lineups	130-136
ACC Era Player Statistics	137-141
All-ACC Player Statistics	142-145
Year-by-Year Record	146
Yearly ACC Results	147
Overcoming 10-Point Deficits	147
Comeback Victories	148
All-Time Wins Over Top-25 Teams	149
Overtime Games	150
Victory Margins	151
Against All Competition	152-153
Against All Conferences	154-155
Last Second Victories	156
Littlejohn Coliseum Records	157-158
2018-19 Opponents' Series History	159-163
Last Time it Happened	164-165
All-Time Results	166-176



LITTLEJOHN COLISEUM -
PAGES 64,65

2018-19 SCHEDULE

Date	Day	Opponent	Time
Nov. 6	Tue.	The Citadel	7:00
Nov. 9	Fri.	North Carolina Central	7:00
Nov. 14	Wed.	Sam Houston State	7:00
Nov. 19	Mon.	# vs. Akron	11:00 a.m.
Nov. 20	Tue.	# vs. Georgia/Illinois State	TBA
Nov. 21	Wed.	# vs. TBA	TBA
Nov. 26	Mon.	^ Nebraska	7:00
Dec. 4	Tue.	St. Peters	7:00
Dec. 8	Sat.	& vs. Mississippi State	4:00
Dec. 15	Sat.	Radford	3:00
Dec. 18	Tue.	Charleston Southern	7:00
Dec. 22	Sat.	at South Carolina	2:00
Dec. 30	Sun.	Lipscomb	3:00
Jan. 5	Sat.	* at Duke	2:00 or 8:00
Jan. 9	Wed.	* at Syracuse	8:00
Jan. 12	Sat.	* Virginia	12:00
Jan. 16	Wed.	* Georgia Tech	9:00
Jan. 22	Tue.	* at Florida State	7:00
Jan. 26	Sat.	* at NC State	2:00
Jan. 29	Tue.	* Pittsburgh	9:00
Feb. 3	Sun.	* Wake Forest	12:00
Feb. 6	Wed.	* at Georgia Tech	7:00
Feb. 9	Sat.	* Virginia Tech	12:00
Feb. 13	Wed.	* at Miami	7:00
Feb. 16	Sat.	* at Louisville	12:00
Feb. 19	Tue.	* Florida State	9:00
Feb. 23	Sat.	* Boston College	12:00
Feb. 27	Wed.	* at Pittsburgh	7:00
Mar. 2	Sat.	* North Carolina	4:00 or 6:00
Mar. 6	Wed.	* at Notre Dame	9:00
Mar. 9	Sat.	* Syracuse	12:00
March 12-16	Tue-Sat.	! New York Life ACC Tournament	TBA

Note: All times are ET; home games in **bold**; # — Cayman Islands Classic (Grand Cayman, Cayman Islands); ^ — ACC/Big Ten Challenge; & Never Forget Tribute Classic (Newark, N.J.); * — ACC regular season game; ! — Charlotte, N.C.

MEDIA GUIDE CREDITS

Written and edited by **Ben Winterrowd**. Editorial assistance by **Patrick Boling**, **Tim Bourret**, **Brian Hennessy**. Photography by **Carl Ackerman**, **Carly Gough**, **Ashley Jones**, **Jessica Jones**, **Craig Mahaffey**, **Bradley Moore**, **Allen Randall**, **Vern Verna** and **Madison Williams**. Cover designs by **Mark Majewski** and **Jeff Kallin**. Printed by Interstate Printing.

QUICK FACTS

GENERAL INFORMATION

Location:	Clemson, SC 29633
Founded:	1889
Enrollment:	21,957
President:	James P. Clements (UMBC '85)
Director of Athletics:	Dan Radakovich (Indiana (Pa.) '80)
Conference:	Atlantic Coast
Nickname:	Tigers
Colors:	Tiger Orange & Regalia
Arena:	Littlejohn Coliseum (9,000)
Web:	ClemsonTigers.com
Twitter / Instagram / Snapchat	@ClemsonMBB

MEN'S BASKETBALL STAFF

Head Coach

Brad Brownell (DePauw '91)
Clemson record: 149-113 (8 years)
Overall record: 316-198 (16 years)

Assistant Coach

Steve Smith (Trinity College '02)

Assistant Coach

Dick Bender (West Maryland '86)

Assistant Coach

Antonio Reynolds Dean (Rhode Island '99)

Director of Basketball Operations

Matthew Bucklin (Georgia '12)

Director of Recruiting

Lucas McKay (UNC Wilmington '06)

Director of Player Development

Terrell McIntyre (Clemson '15)

Special Assistant to the Head Coach

Marty Simmons (Evansville, '88)

Video Coordinator

Amit Tailor (Illinois '08)

Strength & Conditioning Coach

Mike Bewley (Eastern Kentucky '98)

Athletic Trainer

Brad Crowe (Grand Valley State '10)

ATHLETIC COMMUNICATIONS STAFF

Assistant Director of Communications, Men's Basketball Contact

Ben Winterrowd (Western Illinois '11) O:864-656-1985;C:630-862-8828
Email: winterrowd@clermson.edu *Twitter:* @Winter_Ben

Athletics Communications Graduate Assistant, Secondary Contact

Patrick Boling (James Madison, '15)
Email: pboling@g.clemson.edu

Mailing Address: P.O. Box 31, Clemson, SC 29633

Overnight Address: 100 Perimeter Road, Clemson, SC 29633

CLEMSON RADIO NETWORK

Office Phone: 864-654-5544

Mailing Address: P.O. Box 552, Clemson, SC 29633

Play-by-Play: Don Munson

Color Analyst: Tim Bourret

2018-19 PERSONNEL BREAKDOWN

Lettermen Returning: 9

Name	Pos	Hgt	Wgt	Cl.	PPG	RPG	FG%	FT%
Marcquise Reed	G	6-3	188	Gr.	15.8	4.7	.430	.845
Shelton Mitchell	G	6-4	200	Gr.	12.2	3.0	.399	.857
Elijah Thomas	F	6-9	245	Sr.	10.7	8.1	.560	.619
Aamir Simms	F	6-7	248	So.	4.0	3.2	.473	.577
David Skara	F	6-8	213	Gr.	3.3	2.8	.423	.588
Anthony Oliver II	G	6-5	198	So.	2.1	1.4	.314	.818
Clyde Trapp	G	6-4	196	So.	1.8	0.7	.390	.737
Malik William	F	6-8	226	So.	1.5	1.5	.370	.667
Lyles Davis	G	5-11	166	Sr.	0.0	0.3	.000	.000

Newcomers: 6

Name	Cl.	Pos	Hgt	Wgt
Jonathan Baehre	RJr.	F	6-10	214
Parker Fox	Fr.	G	6-6	181
Trey Jemison	Fr.	C	6-11	254
John Newman III	Fr.	G	6-5	197
Hunter Tyson	Fr.	F	6-8	204
Javan White	Gr.	F	6-10	227

Notes: Baehre will sit out the 2018-19 season due to NCAA transfer eligibility rules; White is a graduate transfer and is eligible immediately with two years of eligibility remaining.

Lettermen Lost: 5

Name	Pos	Hgt	Wgt	PPG	RPG	FG%	FT%
Gabe DeVoe	G	6-3	207	14.2	4.7	.449	.780
Mark Donnal	F	6-9	232	3.7	1.6	.523	.737
Donte Grantham	F	6-8	215	14.2	6.9	.560	.780
Scott Spencer	F	6-6	190	1.3	0.6	.250	.500
Isaac Fields	G	6-1	180	0.0	0.3	.000	.000

Starters Returning: 4 (Mitchell, Reed, Simms, Thomas)

Starters Lost: 2 (DeVoe, Grantham)

Top Returning Scorer: Marcquise Reed (15.8 ppg)

Top Returning Rebounder: Elijah Thomas (8.1 rpg)

Top Returning Assist Maker: Shelton Mitchell (11.9)

Top Returning FG Shooter: Elijah Thomas (.560, min. 100 attempts)

Top Returning 3-Point Shooter: Shelton Mitchell (.368, min. 50 attempts)

Top Returning FT Shooter: Shelton Mitchell (.857, min. 50 attempts)

Top Returning Shot Blocker: Elijah Thomas (7.9)

Top Returnee in Steals: Marcquise Reed (5.8)

2018-19 ROSTER BREAKDOWN

By Class: 6 seniors, 5 sophomores, 4 freshmen

By State: North Carolina 3, South Carolina 2, Alabama 1, Virginia 1, Florida 1, Georgia 1, Iowa 1, Maryland 1, Texas 1

By Country: United States 13, Croatia 1, Germany 1

2017-18 SEASON REVIEW

Overall Record: 25-10

ACC Record: 11-7 (T-3rd)

Postseason: NCAA Sweet Sixteen, lost to Kansas 80-76

Associated Press Final Ranking: 20

USA Today Final Ranking: 15

ALL-TIME POSTSEASON PLAY

Overall NCAA Appearances: 12

Overall NCAA Tournament Record: 11-12

Last NCAA Appearance/Result: 2018, lost to Kansas in the Sweet Sixteen, 80-76

Overall NIT Appearances: 16

Overall NIT Record: 18-16

Last NIT Appearance/Result: 2017/First Round



MEDIA INFORMATION

MEDIA ENTRANCE

The media entrance to Littlejohn Coliseum is located at the loading dock behind the facility on the Avenue of Champions. Writers are asked to proceed to the seating area in section 232 and photographers to the outside of the postgame press conference room, which is located on the left at the bottom of the entrance ramp after coming in through the loading dock area.

To proceed to section 232, please take a left at the bottom of the entrance ramp and utilize the stairwell on the left in the tunnel hallway. Take it to the top floor to access the section allotted for writing press.

MEDIA PARKING

A limited amount of media parking is available. Information related to parking will be announced prior to the season. Contact Ben Winterrowd at (864) 656-1985 or winterrowd@clemsontigers.com if you have any specific questions.

Radio network engineers will be allowed to park along the Avenue of Champions, which runs adjacent to the back loading dock entrance. The network television production truck in charge of broadcasting the game will park in its same location prior to renovations, at the northwest corner of the facility. Local television stations will not be permitted to park satellite trucks in the back loading dock area. Contact Rick Bagby if you have a question regarding parking for satellite trucks.

MEDIA SEATING

Members of the working media will be seated in section 232 of the upper arena, marked by gray tables. The seating area is well equipped with power outlets and wireless internet access. The athletic communications office will label seating assignments prior to most games.

MEDIA WORK AREAS

The working media are encouraged to utilize two spaces. Writers and radio personnel are encouraged to utilize the space afforded to them in section 232 of the upper arena. Photographers are encouraged to work from the hallway area outside the postgame press conference room, located off the court.

The postgame press conference room can be accessed from the floor by heading through either team tunnel. The media room is the final accessible door to the right in the tunnel area. The postgame press conference room is equipped with wireless internet access. Please note that this room will be converted into a press conference setup after halftime each game.

IN-GAME STATISTICS

Members of the media can follow in-game statistics on a laptop, iPad, tablet or phone. Statistics are generated each game at Clemson.StatBroadcast.com.

POSTGAME INTERVIEWS

The postgame interview location will be the final accessible door located on the right side of the tunnel hallway upon exiting the court. To access this area from section 232, utilize the stairwell located underneath the section and advance to the ground floor. Take an immediate right and the media room will be located on your right.

The head coaches of both teams will enter the designated postgame interview area after a minimum 10-minute cooling off period.

Clemson head coach Brad Brownell will appear after he has done his radio network interview. Clemson players will be available in the interview area no less than 15 minutes after the completion of the game. No postgame interviews are allowed outside of this designated room.

Please see the communications representative from the opposing team for access to their players.

BRAD BROWNELL AVAILABILITY

Head coach Brad Brownell is available throughout the week during the season. He is available prior to practice the day before scheduled games. He is also available via the ACC teleconference on Mondays during the conference regular season, starting in January. His pre-practice interviews will be held in the regular interview room location.

PLAYER AVAILABILITY

Clemson players are available prior to practice the day before scheduled games and at requested times throughout the week. Please contact Ben Winterrowd at (630) 862-8828 for specific player requests.

All availability times and dates will be sent via email by Ben Winterrowd. Please contact Ben Winterrowd (winterrowd@clemsontigers.com) if you wish to be added to the mass distribution list.

CREDENTIALS

To obtain media credentials for games, please set up an account through SportsSystems.com/clients/Clemson. Click '2018-19 Clemson Basketball' to request credentials. Any spouses, dates or anyone 16 years of age and under will NOT be allowed in the press area.

Athletic Communications Office Mailing Address

P.O. Box 31
Clemson, SC 29633

Overnight Shipping Address

100 Perimeter Road (Jervy Athletic Center)
Clemson, SC 29633
Phone: (864) 656-2114

Atlantic Coast Conference Media Information

Address

P.O. Drawer ACC
Greensboro, NC 27417
4512 Weybridge Lane
Greensboro, NC 27407
Phone: (336) 851-6062
Fax: (336) 854-8797

ACC Communications Staff

Kevin Best, Senior Associate Commissioner
Brian Morrison, Associate Commissioner/MBB
Steve Phillips, Editorial and Content Manager
Amy Ufnowski, Director of Communications
Tyler Beck, Assistant Director

2018-19 ACC TELECONFERENCE SCHEDULE

The ACC head basketball coaches will be featured on eight separate Monday teleconferences during the 2018-19 season. The season's first teleconference will take place on Monday, January 7, and continue through Monday, March 4. Coaches participating in Monday games will not be on the call.

Each coach will have 10 minutes to make an opening statement and answer questions. Audio will be available from each teleconference on the Conference's internet site TheACC.com each Monday afternoon. The media call-in number is 888-740-6137.

Brownell's full schedule is below.

January 7 — 10:40
January 14 — 10:40
January 21 — 10:40
January 28 — 10:40
February 4 — 10:40
February 11 — 10:40
February 18 — 10:40
February 25 — 10:40
March 4 — 10:40

BRAD BROWNELL RECEIVED A NEW SIX-YEAR CONTRACT FOLLOWING THE TIGERS' TRIP TO THE SWEET SIXTEEN AND ENTERS HIS NINTH SEASON AS CLEMSON'S HEAD COACH.



TEAM ROSTER

ALPHABETICAL

#	Name	Pos	Hgt	Wgt	Cl.	Exp.	Hometown	Previous School
1	Jonathan Baehre	F	6-10	214	RJr.	TR	Wiesbaden, Germany	UNC Asheville
3	Lyles Davis	G	5-11	166	Sr.	3VL	Charleston, S.C.	James Island Charter HS
10	Parker Fox	G	6-5	181	Fr.	HS	Watkinsville, Ga.	Oconee HS
55	Trey Jemison	C	7-0	254	Fr.	HS	Birmingham, Ala.	Hoover HS
4	Shelton Mitchell	G	6-4	200	Gr.	2VL	Waxhaw, N.C.	Vanderbilt
15	John Newman III	F	6-5	197	Fr.	HS	Greensboro, N.C.	Greensboro Day School
21	Anthony Oliver II	G	6-5	198	RSo.	1VL	Birmingham, Ala.	Daniel HS
2	Marcquise Reed	G	6-3	188	Gr.	2VL	Landover, Md.	Robert Morris
25	Aamir Simms	F	6-7	248	So.	1VL	Palmyra, Va.	Blue Ridge
24	David Skara	F	6-8	213	Gr.	1VL	Zadar, Croatia	Valparaiso
14	Elijah Thomas	F	6-9	245	Sr.	2VL	Dallas, Texas	Texas A&M
0	Clyde Trapp	G	6-4	196	So.	1VL	Eastover, S.C.	Lower Richland HS
5	Hunter Tyson	F	6-8	204	Fr.	HS	Monroe, N.C.	Piedmont HS
35	Javan White	F	6-10	227	Gr.	TR	Ames, Iowa	Oral Roberts
20	Malik William	F	6-8	226	So.	1VL	Orlando, Fla.	The First Academy

NUMERICAL

#	Name	Pos	Hgt	Wgt	Cl.	Exp.	Hometown	Previous School
0	Clyde Trapp	G	6-4	196	So.	1VL	Eastover, S.C.	Lower Richland HS
1	Jonathan Baehre	F	6-10	214	RJr.	TR	Wiesbaden, Germany	UNC Asheville
2	Marcquise Reed	G	6-3	188	Gr.	2VL	Landover, Md.	Robert Morris
3	Lyles Davis	G	5-11	166	Sr.	3VL	Charleston, S.C.	James Island Charter HS
4	Shelton Mitchell	G	6-4	200	Gr.	2VL	Waxhaw, N.C.	Vanderbilt
5	Hunter Tyson	F	6-8	204	Fr.	HS	Monroe, N.C.	Piedmont HS
10	Parker Fox	G	6-6	181	Fr.	HS	Watkinsville, Ga.	Oconee HS
14	Elijah Thomas	F	6-9	245	Sr.	2VL	Dallas, Texas	Texas A&M
15	John Newman III	F	6-5	197	Fr.	HS	Greensboro, N.C.	Greensboro Day School
20	Malik William	F	6-8	226	So.	1VL	Orlando, Fla.	The First Academy
21	Anthony Oliver II	G	6-5	198	RSo.	1VL	Clemson, S.C.	Daniel HS
24	David Skara	F	6-8	213	Gr.	1VL	Zadar, Croatia	Valparaiso
25	Aamir Simms	F	6-7	248	So.	1VL	Palmyra, Va.	Blue Ridge School
35	Javan White	F	6-10	227	Gr.	TR	Ames, Iowa	Oral Roberts
55	Trey Jemison	C	7-0	254	Fr.	HS	Birmingham, Ala.	Hoover HS

Head Coach: Brad Brownell

Assistant Coaches: Steve Smith, Dick Bender, Antonio Reynolds Dean

Director of Basketball Operations: Matt Bucklin

Director of Recruiting: Lucas McKay

Director of Player Development: Terrell McIntyre

Special Assistant to the Head Coach: Marty Simmons

Strength & Conditioning: Mike Bewley

Athletic Trainer: Brad Crowe

Video Coordinator: Amit Tailor

Graduate Managers: Terrence Oglesby and Mason Shoen

PRONUNCIATION GUIDE

Jonathan Baehre	<i>Rhymes with Bear</i>
Mike Bewley	<i>BYOO-lee</i>
Brad Brownell	<i>BROW-nehl</i>
Marcquise Reed	<i>MAR-keese</i>
David Skara	<i>SKAH-ruh</i>
Javan White	<i>JAY-vehn</i>



SEASON OUTLOOK

For the first time in 21 years, the Clemson basketball program enters a season as the hunted instead of the hunters.

Brad Brownell's 2018-19 team returns four starters from the lineup that took the Tigers to the Sweet 16 of the 2018 NCAA Tournament and a top 15 final ranking in the USA Today Coaches Poll. It was the first time Clemson advanced to the second weekend of March Madness since 1997 and just the fourth time in school history.

Clemson was rated 13th in the official ACC pre-season poll of 2017-18 and finished tied for third in the league standings – the biggest improvement from the preseason to the post season in ACC history. That statistic and the team's NCAA run was a big reason Brownell was named National College Coach of the Year by Sports Illustrated.

There is a completely different atmosphere around the Clemson program as we head into 2018-19, but the approach will be the same when it comes to the approach used by Brownell to guide his team. "Last year at this time when we were picked 13th in the ACC, I told the players not to listen to what is on the outside," said Brownell, who is Clemson's career leader in wins over ACC foes, including a school record 12 against league teams last year.

"Now we are receiving some mention for a top 25 preseason ranking and I tell the guys the same thing.... don't listen to what is being said on the outside. We have to just stick to our principles and follow our approach offensively and defensively and the wins will take care of themselves."

That said, there is an aura of excitement about the Clemson program for 2018-19. While many teams were losing players to the professional ranks, Clemson was getting players back. Starting senior guards Shelton Mitchell and Marquise Reed tested the waters for the NBA, but decided to return. David Skara announced in May he was going to pursue a professional career

overseas, but he also returned to Clemson.

All three players already have their Clemson undergraduate degree and this will be the first Clemson team in history with three Clemson graduates on the roster.

With Reed and Mitchell in the backcourt and Elijah Thomas and David Skara in the frontcourt, Clemson will have four fifth-year seniors on the floor, the most experienced team in school history.

"There is no doubt that having experience will be a plus for us this year," said Brownell. "We have seen teams do well in the post season who have had experienced players in recent years. That is especially the case in the backcourt. We will certainly look to rely on Shelton Mitchell and Marquise Reed to carry a lot of responsibility in running our offense. Elijah Thomas and David Skara were big reasons we showed a lot of improvement defensively last year."

If Brownell had to pinpoint one area for the team's improvement last year it would be defense. Clemson finished third in the ACC in scoring defense, allowing 65.9 points per game. More importantly, the Tigers held the opposition to 40.6 percent shooting from the field – fourth best in the ACC. Thomas, who ranked fourth in the ACC in blocked shots, was named to the All-ACC defensive team.

While there are four players returning who were starters at the end of last season and nine returning lettermen overall, Brownell must replace Gabe DeVoe, Clemson's best player in the postseason, and Donte Grantham, who was on pace to have one of the greatest seasons in Clemson history until he suffered a torn ACL in a home win against Notre Dame in the season's 19th game.

"Gabe and Donte were two of the best leaders I have been around in my coaching career. You can't underestimate the importance of leadership. It was heart breaking to see Donte suffer a torn ACL after he was playing the best basketball of his career, but he continued to be a great leader for this team even when he was injured."




SHELTON MITCHELL IS A SENIOR LEADER FOR THE TIGERS, A RETURNING DOUBLE-DIGIT SCORER AND THE LEAD ASSIST MAN.



HEAD COACH BRAD BROWNELL RETURNS FOR HIS NINTH SEASON AT THE HELM OF THE TIGERS' PROGRAM AS THE ALL-TIME WINNIGEST COACH IN ACC GAMES AND THIRD ALL-TIME WITH 149 WINS AT CLEMSON.

SEASON OUTLOOK

DE LIVING



MARQUISE REED RETURNS AS THE TIGERS' LEADING SCORER FROM A SEASON AGO (15.8 PPG) AND A 500-POINT SCORER (14TH ALL-TIME WITH 553 POINTS)

IN THE SPOTLIGHT: MARQUISE REED

Marcquise Reed returns as one of the most decorated guards in Clemson history after an historically good offensive season a year ago.

Reed (15.8 ppg) is a returning double digit scorer in the Clemson backcourt. Reed started all 35 games last year when he made second-team All-ACC, while earning ACC Player of the Week once during the year.

Reed averaged 15.8 for the season, but was at 17.3 points per game in league play. He is truly capable of scoring from all over the court thanks to his ability to penetrate and create his own shot. He also made a Clemson record-tying eight three-point shots against Virginia Tech.

Against Virginia Tech, Reed earned the program's 26th "Triple Leadership" - leading the Tigers in points, rebounds and assists in a single game.

Reed became the first Clemson player to post at least 500 points, 100 rebounds, 50 assists and 50 steals in the same season since Billy Williams in 1979-80. Only three players achieved that feat in the ACC last season, including Duke's Grayson Allen and Boston College's Ky Bowman.

He will look to post 1,000 points in a Clemson uniform this season - currently sitting at 882. Reed eclipsed the 1,000-point mark of his career last season and has 1,411 career points.

As a closer, in six games that ended in wins of five points or less, Reed scored a team-best 38 points in the last five minutes of those contests.

Showing how durable he can be, Reed played the second-most minutes in program history with 1,221.

The native of Landover, MD showed his all-around abilities as he collected 4.7 rebounds a game, 116 assists and led the team in steals with 58.

"Gabe just stepped up in the most important times and his three-point shooting was so big late in the season. That long-range shooting just opened up the floor for the other players. We don't have anyone with that kind of range on our roster right now and we will miss him."

BACKCOURT

"Our guards are going to have the ball in their hands a lot and we want them to be aggressive and make plays," said Brownell. "That includes scoring after drives, but also creating opportunities for the guys down low. Their ability to penetrate and create will lead us to having multiple scorers and that was one of the reasons for our success last year."

The Tigers had five players average in double figures last year, just the fourth Clemson team in history to do that.

Reed (15.8) and Mitchell (12.2) are returning double digit scorers from the Clemson backcourt. Reed started all 35 games last year when he made second-team All-ACC and Mitchell started 32 of the 33 games he played and earned ACC All-Tournament second-team honors.

Reed averaged 15.8 for the season, but was at 17.3 points per game in league play. He is truly capable of scoring from all over the court thanks to his ability to penetrate and create his own shot. He also made a Clemson record-tying eight three-point shots against Virginia Tech and connected on 35 percent from long range for the season.

The native of Landover, MD showed his all-around abilities as he collected 4.7 rebounds a game, 116 assists and led the team in steals with 58.

One area of the game that Reed and Mitchell excel in is free throw shooting. Mitchell led the team by making .857 from the line last year - third best in the ACC, while Reed made .845 - fifth best in the ACC. It marked the first time in Clemson history that Clemson had two of the top five free throw shooters in the ACC



BOTH MARQUISE REED (LEFT) AND SHELTON MITCHELL (CENTER) EARNED THEIR UNDERGRADUATE DEGREES FROM CLEMSON IN MAY 2018.

SEASON OUTLOOK

and the team's .755 accuracy from the foul line was second in the ACC and the best in school history.

Mitchell will be in his third year as Clemson's starting point guard. The Vanderbilt transfer had 119 assists last year and just 67 turnovers in the 33 games he played. One area he has improved considerably over his career is three-point shooting. Just a 23 percent three-point shooter as a freshman at Vanderbilt, Mitchell has made 79 of 200 at Clemson for nearly a 40.0 percent clip.

Clyde Trapp and Anthony Oliver II are two more returning lettermen in the backcourt who saw playing time as freshmen for Clemson last season. Trapp played in 29 games last year and averaged 1.8 points a game. He shot 74 percent from the line and had 17 assists.

Oliver II averaged 2.1 points and 1.4 rebounds, but came on strong at the end of the year. He made three 3-pointers in the ACC Tournament win over Boston College. Then he had six points and six rebounds in the NCAA win over Auburn that sent Clemson to the Sweet 16.

"Clyde is capable of playing multiple positions and knows what we are looking for offensively. I was pleased with the way A.J. persevered last year. He showed grit and had a really good last month of the season. He plays with a high motor."

John Newman III is a talented freshman guard who will challenge for playing time this year. The native of Greensboro, N.C. led his high school team in scoring, including in the 3A State Championship game when he tallied 24 points and was named the game's MVP. The two-time all-state player had over 1,400 points, 500 rebounds and 200 assists in his career at Greensboro Country Day.

"John is a winner and played on three state championship teams for Freddy Johnson, who is the all-time winningest coach in the state of North Carolina. John is athletic, can play multiple positions and can make baskets at all three levels."

Lyles Davis, a senior from Charleston, SC who has been with the program for four years and Parker Fox, a 6-5 freshman from Reno, Nev., are a pair of walk-ons who will contribute to the program from the backcourt.

FRONT COURT

"One of the areas I am looking for improvement in our team this year is frontcourt scoring. We had flashes last year, but we need to be more consistent offensively in that area."

One of the players Brownell will be counting on is Elijah Thomas – Clemson's top returning rebounder at 8.1 per game and a double-digit scorer at 10.7 per game. His rebound average was ninth-best in the ACC, while his 79 blocked shots ranked fourth-best in a league that sent nine teams to the NCAA Tournament, including four to the Sweet 16.

"Elijah showed great improvement last year and he has worked hard in the offseason to take another step this year," said Brownell. "His ability to block shots was certainly a reason we were so improved defensively last year."

In addition to his scoring and rebounding numbers, Thomas led the team in field goal percentage at 56.0 percent.

Amir Simms is a 6-7, 248-pound player who is capable of playing the wing in addition to setting up down low. The native of Palmyra, Va. made 14 three-point goals last year and had a unique ability to hit his first three-point attempt of the game.

He benefitted from Grantham's injury last year when it came to playing time and shot 47.3 percent from the field, averaged 4.0 points and 3.2 rebounds per game. He had the dunk of the year in the NCAA Tournament win over Auburn and also found time to block 29 shots – second on the team.

"Amir has worked very hard on his shooting over the offseason and I think that will translate to the court this

year. He has a terrific upside and has a keen sense for the mental part of the game."

When you look at David Skara's stats of 3.3 points and 2.8 rebounds per game he might not jump off the page as a key player for the Tiger, but Brad Brownell will be the first to document his importance.

"David has great versatility, especially defensively. He can guard anyone on the floor and that is so important, especially when we are looking for a stop late in a game. He might guard a point guard one possession and a center the next. He is a team player who loves to play defense. He was very important in our seventh-place finish nationally in defensive efficiency."

Malik William is a fourth returning letterman in the frontcourt for Brownell's team. The sophomore from Orlando, Fla. averaged 1.5 points and 1.5 rebounds a year ago in 17 games. He improved over the course of the season and showed his ability to score from the high post. "Malik showed poise when he got his opportunities. He is an outstanding passer."

With the graduation of Grantham and Mark Donnal, there will be playing time available in the frontcourt. Freshmen Hunter Tyson, Trey Jemison and graduate transfer Javan White will have some opportunities to get playing time in their first year with the program.

White is a 6-10 graduate transfer from Oral Roberts where he averaged 10.2 points and 9.0 rebounds per game. He will have two years to play with the Tigers. "Javan rebounds well. He will give us a lift the way Mark Donnal did last year, but they are totally different players. Javan is more of an inside player and is a terrific rebounder."

Tyson comes to Clemson as a four-star prospect from Monroe, NC. He averaged 27.1 points and 9.1 rebounds a game at Piedmont High School. "Tyson might be the best shooter on our team. He also has a very good basketball I.Q."

Jemison is a 7-0, 245-pound center from Birmingham, Ala. He averaged 19.0 points and 15.0 rebounds to go with 5.0 blocks per game as a senior in high school when he was ranked as the No. 1 player in the state of Alabama according to ESPN.

Jonathan Baehre is a transfer from UNC Asheville who will sit out this year, but the 6-10 forward will be ready to help the 2019-20 Tigers.



ELIJAH THOMAS POSTED NINE DOUBLE-DOUBLES OVER THE COURSE OF THE SEASON - THE MOST BY A TIGER SINCE TREVOR BOOKER IN 2009-10.



AAMIR SIMMS PLAYED A LARGE ROLE FOR CLEMSON AS A FRESHMAN AND WILL BE COUNTED ON AS A FULL-TIME STARER IN 2018-19.

ACC COMPOSITE SCHEDULE

TUESDAY, NOVEMBER 6

North Carolina at Wofford	ESPN2	7 p.m.
Citadel at Clemson	ACCNE	7 p.m.
Eastern Washington at Syracuse	ACCNE	7 p.m.
Illinois-Chicago at Notre Dame	ACCNE	7 p.m.
Mt. St. Mary's at NC State	ACCNE	7 p.m.
Towson at Virginia	ACCNE	7 p.m.
UW-Milwaukee at Boston College	ACCNE	7 p.m.
Youngstown State at Pitt	ACCNE	7 p.m.
Florida at Florida State	ESPN2	9 p.m.
Kentucky vs. Duke	ESPN	9:30 p.m.

THURSDAY, NOVEMBER 8

Chicago State at Notre Dame	ACCNE	7 p.m.
Nicholls State at Louisville	ACCNE	7 p.m.

FRIDAY, NOVEMBER 9

North Carolina at Elon	ESPN2	7 p.m.
Gardner-Webb at Virginia Tech	ACCNE	7 p.m.
Lehigh at Miami	ACCNE	7 p.m.
N.C. Central at Clemson	ACCNE	7 p.m.
VMI at Pitt	ACCNE	7 p.m.
Lamar at Georgia Tech	ACCNE	7:30 p.m.

SATURDAY, NOVEMBER 10

UMES at NC State	RSN	Noon
N.C. A&T at Wake Forest	ACCNE	2 p.m.
Morehead State at Syracuse	ACCNE	7 p.m.

SUNDAY, NOVEMBER 11

Army at Duke	ESPN	1 p.m.
St. Francis (N.Y.) at Boston College	ACCNE	1 p.m.
George Washington at Virginia	ACCNE	2 p.m.
Florida State at Tulane	ESPN3	7 p.m.

MONDAY, NOVEMBER 12

Stanford at North Carolina	ESPN2	7 p.m.
Troy at Pitt	ACCNE	7 p.m.

TUESDAY, NOVEMBER 13

Southern at Louisville	ACCNE	7 p.m.
Stephen F. Austin at Miami	ESPN2	7 p.m.
UNC-Asheville at NC State	ACCNE	7 p.m.
Georgia Tech at Tennessee	ESPN2	9 p.m.

WEDNESDAY, NOVEMBER 14

Eastern Michigan at Duke	RSN	7 p.m.
IUPUI at Boston College	ACCNE	7 p.m.
Radford at Notre Dame	ACCNE	7 p.m.
Sam Houston State at Clemson	ACCNE	7 p.m.

THURSDAY, NOVEMBER 15

Ball State vs. Virginia Tech	ESPN2	11:30 a.m.
Saint Joseph's vs. Wake Forest	ESPN2	11:30 a.m.
Connecticut vs. Syracuse	ESPN2	7 p.m.
Central Arkansas at Pitt	ACCNE	7 p.m.

FRIDAY, NOVEMBER 16

Coppin State at Virginia	ACCNE	7 p.m.
Vermont at Louisville	ACCNE	7 p.m.
Tennessee Tech at North Carolina	RSN	7 p.m.
Alabama/Northeastern vs. Virginia Tech	ESPN2/U	TBD
UCF/Cal State Fullerton vs. Wake Forest	ESPN2/U	TBD
Oregon/Iowa vs. Syracuse	ESPN2	TBD
East Carolina at Georgia Tech	ACCNE	7:30 p.m.

SATURDAY, NOVEMBER 17

William & Mary at Notre Dame	ACCNE	Noon
North Alabama at Pitt	ACCNE	Noon
Maine at NC State	ACCNE	2:00
Bethune-Cookman at Miami	ACCNE	2 p.m.

SUNDAY, NOVEMBER 18

TBD vs. Virginia Tech	ESPN2/U/3	TBD
TBD vs. Wake Forest	ESPN2/U/3	TBD

MONDAY, NOVEMBER 19

Akron vs. Clemson	ACCNE	11 a.m.
San Diego State vs. Duke	ESPN2	5 p.m.
Canisius at Florida State	ACCNE	7 p.m.
St. Francis, Pa. at North Carolina	ACCNE	8 p.m.
Wyoming vs. Boston College	FS1	9 p.m.

TUESDAY, NOVEMBER 20

St. Peter's at NC State	RSN	7 p.m.
Duquesne at Notre Dame	ACCNE	7 p.m.
Auburn/Xavier vs. Duke	ESPN2	TBD
Georgia/Illinois State vs. Clemson	TBD	TBD

WEDNESDAY, NOVEMBER 21

St. Louis vs. Pitt	ACCNE	Noon
Tennessee vs. Louisville	ESPN2	5 p.m.
Loyola, Chicago/Richmond vs. Boston College	FS1	5/7:30 p.m.
Colgate at Syracuse	ACCNE	7 p.m.
Texas-Rio Grande Valley at Georgia Tech	ACCNE	7:30 p.m.
Middle Tennessee vs. Virginia	ESPN2	9:30 p.m.

TBD vs. Duke	ESPN2/U	TBD
Clemson vs. TBD	TBD	TBD

THURSDAY, NOVEMBER 22

LaSalle vs. Miami	ESPN2	2:30 p.m.
Texas vs. North Carolina	FS1	7:30 p.m.
Butler/Dayton vs. Virginia	ESPN2/U	TBD
UAB vs. Florida State	ESPN2/U	TBD

FRIDAY, NOVEMBER 23

Houston Baptist at Wake Forest	ACCNE	2 p.m.
Prairie View A&M at Georgia Tech	ACCNE	4 p.m.
Fresno State/Northwestern vs. Miami	ESPN2/U	2/4:30 p.m.
Kansas/Marquette vs. Louisville	ESPN2	7/9 p.m.
Michigan State/UCLA vs. North Carolina	FOX	4/6:30 p.m.
Charleston/LSU vs. Florida State	ESPN2/U/3	TBD
TBD vs. Virginia	TBD	TBD

SATURDAY, NOVEMBER 24

DePaul at Notre Dame	ACCNE	Noon
St. Francis (Pa.) at Virginia Tech	ACCNE	1 p.m.
Mercer at NC State	ACCNE	2 p.m.

SUNDAY, NOVEMBER 25

TBD vs. Florida State	ESPN2/U	TBD
TBD vs. Miami	ESPN2/U/3	TBD

MONDAY, NOVEMBER 26

Nebraska at Clemson	ESPN2	7 p.m.
Minnesota at Boston College	ESPN2	9 p.m.

TUESDAY, NOVEMBER 27

Illinois at Notre Dame	ESPN2/U	7 p.m.
Virginia Tech at Penn State	ESPN2/U	7 p.m.
Michigan State at Louisville	ESPN	7:30 p.m.
NC State at Wisconsin	ESPN2	9 p.m.
Pitt at Iowa	ESPN2	9 p.m.
Indiana at Duke	ESPN	9:30 p.m.
Western Carolina at Wake Forest	ACCNE	7 p.m.

WEDNESDAY, NOVEMBER 28

Rutgers at Miami	ESPN2	7 p.m.
Syracuse at Ohio State	ESPN2	7 p.m.
Virginia at Maryland	ESPN2	7 p.m.
Georgia Tech at Northwestern	ESPN2	9 p.m.
Purdue at Florida State	ESPN2	9 p.m.
North Carolina at Michigan	ESPN	9 p.m.

THURSDAY, NOVEMBER 29

Sacred Heart at Boston College	ACCNE	7 p.m.
--------------------------------	-------	--------

FRIDAY, NOVEMBER 30

Duquesne vs. Pitt	ACCNE	7 p.m.
-------------------	-------	--------

SATURDAY, DECEMBER 1

St. John's vs. Georgia Tech	ESPN2	Noon
Louisville at Seton Hall	FOX	Noon
Central Connecticut State at Virginia Tech	ACCNE	1 p.m.
Vanderbilt vs. NC State	ESPN2	5 p.m.
Stetson at Duke	ESPN2	7 p.m.
Yale vs. Miami	ESPN3	7:30 p.m.
Wake Forest at Richmond	NBCSN	7:30 p.m.
Cornell at Syracuse	ESPN2	8 p.m.

MONDAY, DECEMBER 3

Morgan State at Virginia	ACCNE	7 p.m.
Niagara at Pitt	ACCNE	7 p.m.
Troy at Florida State	RSN	8 p.m.

TUESDAY, DECEMBER 4

Oklahoma vs. Notre Dame	ESPN	7 p.m.
Providence at Boston College	ESPN2	7 p.m.
Northeastern at Syracuse	ACCNE	7 p.m.
St. Peter's at Clemson	ACCNE	7 p.m.
Miami at Penn	ESPN+	7 p.m.

WEDNESDAY, DECEMBER 5

Hartford at Duke	ESPN2	7 p.m.
Central Arkansas at Louisville	ACCNE	7 p.m.
VMI at Virginia Tech	ACCNE	7 p.m.
Western Carolina at NC State	ACCNE	7 p.m.
UNCW at North Carolina	ESPN2	9 p.m.

THURSDAY, DECEMBER 6

Charlotte at Wake Forest	ACCNE	7 p.m.
--------------------------	-------	--------

SATURDAY, DECEMBER 8

Pitt at West Virginia	ESPN2	Noon
Louisville at Indiana	FOX	2:30 p.m.
Georgetown at Syracuse	ESPN	3:30 p.m.
Mississippi State vs. Clemson	ESPN2	4 p.m.
Yale at Duke	ESPN	5:30 p.m.
Boston College at Texas A&M	SECN	6 p.m.
Connecticut vs. Florida State	ESPN2	6:30 p.m.
Notre Dame at UCLA	ESPN2	10:30 P.M.

SUNDAY, DECEMBER 9

South Carolina State at Virginia Tech	ACCNE	1 p.m.
VCU at Virginia	RSN	1:30 p.m.
Florida A&M at Georgia Tech	ACCNE	2 p.m.

WEDNESDAY, DECEMBER 12

Columbia at Boston College	ACCNE	7 p.m.
Lipscomb at Louisville	RSN	7 p.m.

SATURDAY, DECEMBER 15

Old Dominion at Syracuse	RSN	Noon
Purdue vs. Notre Dame	CBS	1:30 p.m.
Penn State vs. NC State	ESPN2	2 p.m.
UMES at Pitt	RSN	2 p.m.
Radford at Clemson	ACCNE	3 p.m.
Kent State at Louisville	RSN	4 p.m.
Gonzaga at North Carolina	ESPN2	7 p.m.
Washington vs. Virginia Tech	ESPN2	7 p.m.

SUNDAY, DECEMBER 16

Fairfield at Boston College	ACCNE	1 p.m.
-----------------------------	-------	--------

MONDAY, DECEMBER 17

Davidson at Wake Forest	ESPN2	7 p.m.
Southeast Missouri at Florida State	ACCNE	7 p.m.
Gardner-Webb at Georgia Tech	ACCNE	7:30 p.m.

TUESDAY, DECEMBER 18

Princeton at Duke	ESPN2	6 p.m.
Binghamton at Notre Dame	ACCNE	7 p.m.
Charleston Southern at Clemson	ACCNE	7 p.m.
Buffalo at Syracuse	ESPN2	8 p.m.

WEDNESDAY, DECEMBER 19

Auburn at NC State	ESPN2	7 p.m.
Houston Baptist at Miami	ACCNE	7 p.m.
North Carolina A&T at Virginia Tech	ACCNE	7 p.m.
North Florida at Florida State	ACCNE	7 p.m.
Virginia at South Carolina	SECN	7 p.m.
Georgia Tech at Arkansas	SECN	9 p.m.

THURSDAY, DECEMBER 20

Texas Tech vs. Duke	ESPN2	7 p.m.
Jacksonville at Notre Dame	ACCNE	7 p.m.
New Orleans at Pitt	ACCNE	7 p.m.

FRIDAY, DECEMBER 21

Robert Morris at Louisville	ACCNE	7 p.m.
-----------------------------	-------	--------

SATURDAY, DECEMBER 22

Georgia at Georgia Tech	ESPN2	Noon
Wake Forest at Tennessee	ESPN2	Noon
USC-Upstate at NC State	RSN	Noon
Clemson at South Carolina	ESPN2	2 p.m.
Florida Atlantic at Miami	ACCNE	2 p.m.
Arkansas State at Syracuse	RSN	2 p.m.
William & Mary at Virginia	ACCNE	2 p.m.
St. Louis vs. Florida State	FS1/FS2	2:30 p.m.
Boston College at DePaul	FS1	3:30 p.m.
Kentucky vs. North Carolina	CBS	5:15 p.m.

FRIDAY, DECEMBER 28

Kennesaw State at Georgia Tech	ACCNE	4 p.m.
Loyola (Md.) at NC State	ACCNE	7 p.m.
UMES at Virginia Tech	ACCNE	7 p.m.

SATURDAY, DECEMBER 29

Davidson at North Carolina	ESPN2	Noon
Coppin State at Notre Dame	ACCNE	Noon
Kentucky at Louisville	ESPN2	2 p.m.
Gardner-Webb at Wake Forest	ACCNE	2 p.m.
Colgate at Pitt	ACCNE	4 p.m.
Campbell at Miami	RSN	4 p.m.
St. Bonaventure at Syracuse	ESPN2	12/24 p.m.

SUNDAY, DECEMBER 30

Lipscomb at Clemson	RSN	3 p.m.
---------------------	-----	--------

MONDAY, DECEMBER 31

Hartford at Boston College	ACCNE	1 p.m.
Marshall at Virginia	RSN	1 p.m.

TUESDAY, JANUARY 1

Notre Dame at Virginia Tech	ESPN2	1 p.m.
Winthrop at Florida State	ACCNE	2 p.m.

WEDNESDAY, JANUARY 2

Harvard at North Carolina	ESPN2/U	7 p.m.
Cornell at Wake Forest	ACCNE	7 p.m.
USC-Upstate at Georgia Tech	ACCNE	7:30 p.m.

THURSDAY, JANUARY 3

NC State at Miami	ESPN/U	7 p.m.
-------------------	--------	--------

SATURDAY, JANUARY 5

Boston College at Virginia Tech	RSN	Noon
North Carolina at Pitt	Raycom	Noon



ACC COMPOSITE SCHEDULE

Syracuse at Notre Dame Wake Forest at Georgia Tech Florida State at Virginia Clemson at Duke	Raycom RSN ESPN2 ESPN	Noon 2 p.m. 3 p.m. 2/8 p.m.	SUNDAY, FEBRUARY 3 Wake Forest at Clemson	ESPNU Noon	Notre Dame at Louisville Boston College at Georgia Tech	CBS ESPNU	1:30 p.m. 6 p.m.	
SUNDAY, JANUARY 6 Miami at Louisville	ESPNU	6 p.m.	MONDAY, FEBRUARY 4 Louisville at Virginia Tech	ESPN 7 p.m.	MONDAY, MARCH 4 Virginia at Syracuse	ESPN	7 p.m.	
TUESDAY, JANUARY 8 Duke at Wake Forest North Carolina at NC State	ESPN/2 ESPN/2	7 p.m. 9 p.m.	TUESDAY, FEBRUARY 5 Boston College at Duke Pitt at Wake Forest Florida State at Syracuse NC State at North Carolina	ESPN/2 ESPNU Raycom Raycom	7 p.m. 7 p.m. 8 p.m. 8 p.m.	TUESDAY, MARCH 5 Virginia Tech at Florida State Wake Forest at Duke Pitt at Miami North Carolina at Boston College	ESPN2/U ESPN/2 Raycom Raycom	7 p.m. 7 p.m. 8 p.m. 8 p.m.
WEDNESDAY, JANUARY 9 Virginia Tech at Georgia Tech Clemson at Syracuse Louisville at Pitt Virginia at Boston College Miami at Florida State	RSN Raycom Raycom ESPN2/U RSN	7 p.m. 8 p.m. 8 p.m. 9 p.m. 9 p.m.	WEDNESDAY, FEBRUARY 6 Clemson at Georgia Tech Notre Dame at Miami	RSN ESPN2/U	7 p.m. 7 p.m.	WEDNESDAY, MARCH 6 Georgia Tech at NC State Clemson at Notre Dame	RSN ESPN2/U	9 p.m. 9 p.m.
SATURDAY, JANUARY 12 Boston College at Notre Dame Virginia at Clemson Louisville at North Carolina Pitt at NC State Duke at Florida State Wake Forest at Miami Georgia Tech at Syracuse	RSN Raycom ESPN/2 Raycom ESPN RSN ESPN/2	Noon Noon Noon Noon 2 p.m. 2 p.m. 6 p.m.	SATURDAY, FEBRUARY 9 Virginia Tech at Clemson Miami at North Carolina Boston College at Syracuse NC State at Pitt Louisville at Florida State Duke at Virginia	ESPN/2/U Raycom Raycom Raycom ESPN2/U ESPN/2	Noon Noon 2 p.m. 2 p.m. 4 p.m. 6 p.m.	FRIDAY, MARCH 8 Miami at Virginia Tech	ESPN2	7 p.m.
MONDAY, JANUARY 14 Syracuse at Duke Florida State at Pitt	ESPN/U ESPN/U	7 p.m. 7 p.m.	SUNDAY, FEBRUARY 10 Georgia Tech at Notre Dame	ESPNU	6 p.m.	SATURDAY, MARCH 9 Syracuse at Clemson Florida State at Wake Forest Notre Dame at Pitt NC State at Boston College Louisville at Virginia Duke at North Carolina	CBS Raycom Raycom RSN ESPN/2 ESPN	Noon Noon Noon 2 p.m. 4/6/8 p.m. 6/8 p.m.
TUESDAY, JANUARY 15 NC State at Wake Forest Virginia Tech at Virginia Notre Dame at North Carolina	Raycom Raycom ESPN	8 p.m. 8 p.m. 9 p.m.	MONDAY, FEBRUARY 11 Virginia at North Carolina	ESPN	7 p.m.	NEW YORK LIFE ACC TOURNAMENT SPECTRUM CENTER, CHARLOTTE, N.C.		
WEDNESDAY, JANUARY 16 Boston College at Louisville Georgia Tech at Clemson	RSN RSN	7 p.m. 9 p.m.	TUESDAY, FEBRUARY 12 Pitt at Boston College Duke at Louisville	ESPNU ESPN/2	7 p.m. 9 p.m.	TUESDAY, MARCH 12 (FIRST ROUND) Game #1 Game #2 Game #3	ESPN2/RSN ESPN2/RSN ESPNU/RSN	Noon 2 p.m. 7 p.m.
SATURDAY, JANUARY 19 North Carolina at Miami NC State at Notre Dame Pitt at Syracuse Louisville at Georgia Tech Wake Forest at Virginia Tech Virginia at Duke	ESPN/2 Raycom RSN Raycom RSN ESPN/2	Noon 2 p.m. 2 p.m. 4 p.m. 4 p.m. 2p/4p/6 p.m.	WEDNESDAY, FEBRUARY 13 Clemson at Miami Wake Forest at Florida State Georgia Tech at Virginia Tech Syracuse at NC State	ESPN2/U RSN Raycom Raycom	7 p.m. 7 p.m. 8 p.m. 8 p.m.	WEDNESDAY, MARCH 13 (SECOND ROUND) Game #4 Game #5 Game #6 Game #7	ESPN/RSN ESPN/RSN ESPN2/RSN ESPN2/RSN	Noon 2 p.m. 7 p.m. 9 p.m.
SUNDAY, JANUARY 20 Florida State at Boston College	ESPNU	Noon	SATURDAY, FEBRUARY 16 Clemson at Louisville North Carolina at Wake Forest Florida State at Georgia Tech Notre Dame at Virginia Virginia Tech at Pitt NC State at Duke	ESPN/2/U Raycom Raycom Raycom RSN ESPN/2	Noon Noon 2 p.m. 2 p.m. 4:30 p.m. 4p/6 p.m.	THURSDAY, MARCH 14 (QUARTERFINALS) Game #8 Game #9 Game #10 Game #11	ESPN/RSN ESPN/RSN ESPN/RSN ESPN/RSN	12:30 p.m. 2:30 p.m. 7:00 p.m. 9:00 p.m.
MONDAY, JANUARY 21 Virginia Tech at North Carolina	ESPN	7 p.m.	SUNDAY, FEBRUARY 17 Miami at Boston College	ESPNU	6 p.m.	FRIDAY, MARCH 15 (SEMIFINALS) Game #12 Game #13	ESPN2/ACCN ESPN2/ACCN	7 p.m. 9 p.m.
TUESDAY, JANUARY 22 Clemson at Florida State Notre Dame at Georgia Tech Wake Forest at Virginia Duke at Pitt	ESPN/2/U RSN RSN ESPN/U	7 p.m. 7 p.m. 9 p.m. 9 p.m.	MONDAY, FEBRUARY 18 Virginia at Virginia Tech	ESPN	7 p.m.	SATURDAY, MARCH 16 (FINALS) Game #14	ESPN/ACCN	8:30 p.m.
THURSDAY, JANUARY 24 NC State at Louisville Miami at Syracuse	Raycom Raycom	8 p.m. 8 p.m.	TUESDAY, FEBRUARY 19 Wake Forest at Notre Dame Florida State at Clemson	ESPN2/U ESPN/2/U	7 p.m. 9 p.m.			
SATURDAY, JANUARY 26 Georgia Tech at Duke Virginia at Notre Dame Pitt at Louisville Clemson at NC State Boston College at Wake Forest Syracuse at Virginia Tech	Raycom CBS Raycom Raycom RSN ESPN2	Noon 1 p.m. 2 p.m. 2 p.m. 4 p.m. 8 p.m.	WEDNESDAY, FEBRUARY 20 Boston College at NC State Louisville at Syracuse North Carolina at Duke Pitt at Georgia Tech	RSN ESPN ESPN/RSN RSN	7 p.m. 7 p.m. 9 p.m. 9 p.m.			
SUNDAY, JANUARY 27 Florida State at Miami	ESPNU	6 p.m.	SATURDAY, FEBRUARY 23 Virginia at Louisville Boston College at Clemson Georgia Tech at Miami Florida State at North Carolina Virginia Tech at Notre Dame Duke at Syracuse	Raycom RSN RSN CBS ESPN2/U ESPN/2	Noon Noon 2 p.m. 3:45 p.m. 4 p.m. 6/8 p.m.			
MONDAY, JANUARY 28 Duke at Notre Dame	ESPN	7 p.m.	SUNDAY, FEBRUARY 24 Wake Forest at NC State	ESPNU	6 p.m.			
TUESDAY, JANUARY 29 North Carolina at Georgia Tech Virginia at NC State Pitt at Clemson	RSN ESPN/2 ESPNU	7 p.m. 7 p.m. 9 p.m.	MONDAY, FEBRUARY 25 Notre Dame at Florida State	ESPN	7 p.m.			
WEDNESDAY, JANUARY 30 Virginia Tech at Miami Syracuse at Boston College Louisville at Wake Forest	ESPN2/U Raycom Raycom	7 p.m. 8 p.m. 8 p.m.	TUESDAY, FEBRUARY 26 Miami at Wake Forest Duke at Virginia Tech Syracuse at North Carolina	RSN ESPN/RSN ESPN/RSN	7 p.m. 7/9 p.m. 7/9 p.m.			
SATURDAY, FEBRUARY 2 Georgia Tech at Florida State Virginia Tech at NC State St. John's at Duke Notre Dame at Boston College Miami at Virginia Syracuse at Pitt North Carolina at Louisville	RSN Raycom ESPN/2 RSN Raycom ESPN2/U ESPN/2	Noon Noon Noon 2 p.m. 2 p.m. 6 p.m. 2p/4p/6 p.m.	WEDNESDAY, FEBRUARY 27 Clemson at Pitt Georgia Tech at Virginia Louisville at Boston College	RSN ESPN2/U RSN	7 p.m. 7 p.m. 9 p.m.			
			SATURDAY, MARCH 2 NC State at Florida State Syracuse at Wake Forest Pitt at Virginia Miami at Duke North Carolina at Clemson	ESPN/2 Raycom Raycom CBS ESPN/2	Noon Noon 2 p.m. 4 p.m. 4/6 p.m.			
			SUNDAY, MARCH 3					

TV & RADIO ROSTER



#0 CLYDE TRAPP
G • 6-4 • 196 • So.
Eastover, S.C.



#1 JONATHAN BAEHRE
F • 6-10 • 214 • RJr.
Wiesbaden, Germany



#2 MARQUISE REED
G • 6-3 • 188 • Gr.
Landover, Md.



#3 LYLES DAVIS
G • 5-11 • 166 • Sr.
Charleston, S.C.



#4 SHELTON MITCHELL
G • 6-4 • 200 • Gr.
Waxhaw, N.C.



#5 HUNTER TYSON
F • 6-8 • 204 • Fr.
Monroe, N.C.



#10 PARKER FOX
G • 6-6 • 181 • Fr.
Watkinsville, Ga.



#14 ELIJAH THOMAS
F • 6-9 • 245 • Sr.
Dallas, Texas



#15 JOHN NEWMAN III
F • 6-5 • 197 • Fr.
Greensboro, N.C.



#20 MALIK WILLIAM
F • 6-8 • 226 • So.
Orlando, Fla.



#21 ANTHONY OLIVER II
G • 6-5 • 198 • RSo.
Clemson, S.C.




#24 DAVID SKARA
F • 6-8 • 213 • Gr.
Zadar, Croatia



#25 AAMIR SIMMS
F • 6-7 • 248 • So.
Palmyra, Va.



#35 JAVAN WHITE
F • 6-10 • 227 • Gr.
Ames, Iowa



#55 TREY JEMISON
C • 7-0 • 254 • Fr.
Birmingham, Ala.



BRAD BROWNELL
Head Coach
9th Season at Clemson



STEVE SMITH
Assistant Coach
7th Season at Clemson



DICK BENDER
Assistant Coach
7th Season at Clemson



ANTONIO REYNOLDS DEAN
Assistant Head Coach
2nd Season at Clemson



MATT BUCKLIN
Director of Operations
1st Season at Clemson

MEET THE PLAYERS



MARCQUISE REED

LYLES DAVIS



SENIOR • GUARD
5-11 • 166
#3 • CHARLESTON, S.C.
JAMES ISLAND CHARTER HS



OVERVIEW

Walk-on point guard joined the Tiger team in the summer of 2015 ... known as a relentless worker who gets the most out of his ability ... one of most respected players on the roster ... has appeared in 14 games through three seasons ... majoring in pre-business.

2017-18

Appeared in four games for the Tigers off the bench ... accumulated eight minutes of game action, shooting 0-for-2 from the floor and 0-1 from three ... tallied one assist.

BEST GAMES, 2017-18

Played a career-high five minutes in the season opener against Western Carolina ... also appeared in the Tigers' NCAA second round matchup against Auburn, playing two minutes.

2016-17

Recipient of the team's Tom Lynch Most Improved Award ... appeared in four games, for a total of eight minutes ... made his only shot of the season in win over Coppin State ... had two assists and two steals, so he was active when he played ... also earned minutes in games against Davidson, Mercer and SC State.

2015-16

Played six minutes in six contests ... did not attempt a field goal, but did manage two assists in his court time ... had a last-minute assist at Minnesota ... appeared in one ACC game, the regular season finale, a win at Boston College.

BEFORE CLEMSON

Three-time team captain at James Island Charter High School ... started for three seasons, but fought numerous injuries over the course of his high school career, which included a broken arm prior to his junior year ... led team his senior season with 2.3 steals per game ... led James Island to a Region 7-AAAA title in 2014-15, and to the lower state championship game ... posted 13 points in the lower state semifinals against South Florence, where his two free throws helped ice the game in the final 30 seconds of overtime ... coached by Stan Wilkins ... born Dec. 2, 1996.



DAVIS' CAREER HIGHS

Points:	2 vs. Coppin State, 12/4/16
Field Goals Made:	1 vs. Coppin State, 12/4/16
Field Goal Attempts:	2 vs. Western Carolina, 11/10/17
3-Pointers Made:	—
3-Point Attempts:	1 vs. Western Carolina, 11/10/17
Free Throws Made:	—
Free Throw Attempts:	2 vs. USC Upstate, 12/2/15; 2 vs. Mercer, 12/10/16
Rebounds:	2 vs. Mercer, 12/10/16; 2 vs. SC State, 12/13/16
Offensive Rebounds:	—
Assists:	1 vs. many (5), last vs. Western Carolina, 11/10/17
Blocked Shots:	—
Steals:	1 vs. Coppin State, 12/4/16; 1 vs. Mercer, 12/10/16
Minutes:	5 vs. Western Carolina, 11/10/17

DAVIS' CAREER STATISTICS

Year	GP-GS	Min/Avg	FG-FA	Pct	3FG-FA	Pct	FT-FTA	Pct	OR/Reb/Avg	A-T	BS-ST	Pf-D	Pts/Avg
2015-16	6-0	7/2.0	0-0	.000	0-0	.000	0-2	.000	0/0/0.0	2-1	0-0	2-0	0/0.0
2016-17	4-0	8/2.0	1-1	1.000	0-0	.000	0-2	.000	0/4/1.0	2-0	0-2	0-0	2/0.5
2017-18	4-0	8/2.0	0-2	.000	0-1	.000	0-0	.000	0/1/1.0	1-1	0-0	0-0	0/0.0
Totals	14-0	23/1.6	1-3	.333	0-1	.000	0-4	.000	0/5/0.4	5-2	0-2	2-0	2/0.1



LYLES DAVIS

DAVIS' GAME BY GAME, 2015-16

Date	Opponent	Min	F-FGA	3-3A	FT-FA	Of-RB	A-T	B-S	PF	Pts
11-13	NC Central	1	0-0	0-0	0-0	0-0	1-0	0-0	0	0
11-15	UTSA	2	0-0	0-0	0-0	0-0	0-0	0-0	2	0
11-19	Texas Southern	DNP								
11-23	vs. UMass	DNP								
11-25	vs. Rutgers	DNP								
11-30	at Minnesota	1	0-0	0-0	0-0	0-0	1-0	0-0	0	0
12-2	USC Upstate	2	0-0	0-0	0-2	0-0	0-0	0-0	0	0
12-6	Wofford	DNP								
12-13	Alabama	DNP								
12-15	Presbyterian	0	0-0	0-0	0-0	0-0	0-1	0-0	0	0
12-18	South Carolina	DNP								
12-22	at Georgia	DNP								
12-30	*at North Carolina	DNP								
1-2	*Florida State	DNP								
1-5	*at Syracuse	DNP								
1-10	*Louisville	DNP								
1-13	*Duke	DNP								
1-16	*Miami	DNP								
1-19	*at Virginia	DNP								
1-27	*Pittsburgh	DNP								
1-30	*at Florida State	DNP								
2-2	*at Wake Forest	DNP								
2-6	*at Virginia Tech	DNP								
2-8	*Notre Dame	DNP								
2-13	*Georgia Tech	DNP								
2-17	*Boston College	DNP								
2-20	*at NC State	DNP								
2-23	*at Georgia Tech	DNP								
3-1	*Virginia	DNP								
3-5	*at Boston College	1	0-0	0-0	0-0	0-0	0-0	0-0	0	0
3-9	vs. Georgia Tech (ACC)	DNP								
Totals		7	0-0	0-0	0-2	0-0	2-1	0-0	2	0

DAVIS' GAME BY GAME, 2016-17

Date	Opponent	Min	F-FGA	3-3A	FT-FA	Of-RB	A-T	B-S	PF	Pts
11-11	Georgia	DNP								
11-17	vs. Davidson	1	0-0	0-0	0-0	0-0	0-0	0-0	0	0
11-18	vs. Xavier	DNP								
11-20	vs. Oklahoma	DNP								
11-25	High Point	DNP								
11-30	Nebraska	DNP								
12-4	Coppin State	3	1-1	0-0	0-0	0-0	1-0	0-1	0	2
12-10	Mercer	2	0-0	0-0	0-2	0-2	0-0	0-1	0	0
12-13	SC State	2	0-0	0-0	0-0	0-2	1-0	0-0	0	0
12-18	at Alabama	DNP								
12-21	at South Carolina	DNP								
12-28	UNC Wilmington	DNP								
12-31	*at Wake Forest	DNP								
1-3	*North Carolina	DNP								
1-7	*at Notre Dame	DNP								
1-12	*at Georgia Tech	DNP								
1-14	*Virginia	DNP								
1-19	*at Louisville	DNP								
1-22	*Virginia Tech	DNP								
1-28	*at Pittsburgh	DNP								
2-1	*Georgia Tech	DNP								
2-5	*at Florida State	DNP								
2-7	*Syracuse	DNP								
2-11	*at Duke	DNP								
2-14	*Wake Forest	DNP								
2-18	*at Miami	DNP								
2-21	*at Virginia Tech	DNP								
2-25	*Florida State	DNP								
3-1	*NC State	DNP								
3-4	*Boston College	DNP								
3-7	vs. NC State (ACC)	DNP								
3-8	vs. Duke (ACC)	DNP								
3-14	vs. Oakland (NIT)	DNP								
Totals		8	1-1	0-0	0-2	0-4	2-0	0-2	0	2

DAVIS' GAME BY GAME, 2017-18

Date	Opponent	Min	F-FGA	3-3A	FT-FA	Of-RB	A-T	B-S	PF	Pts
11-10	Western Carolina	5	0-2	0-1	0-0	0-0	1-0	0-0	0	0
11-12	N.C. A&T	DNP								
11-16	vs. Ohio	DNP								
11-17	vs. Hofstra	0	0-0	0-0	0-0	0-0	0-0	0-0	0	0
11-19	vs. Temple	DNP								
11-24	Texas Southern	DNP								
11-29	at Ohio State	DNP								
12-3	UNC Asheville	1	0-0	0-0	0-0	0-0	0-0	0-0	0	0
12-9	Samford	DNP								
12-16	vs. Florida	DNP								
12-19	South Carolina	DNP								
12-22	Louisiana- Lafayette	DNP								
12-30	*NC State	DNP								
1-3	*at Boston College	DNP								
1-6	*Louisville	DNP								
1-11	*at NC State	DNP								
1-13	*Miami	DNP								
1-16	*at North Carolina	DNP								
1-20	*Notre Dame	DNP								
1-23	*at Virginia	DNP								
1-28	*at Georgia Tech	DNP								
1-30	*North Carolina	DNP								
2-3	*at Wake Forest	DNP								
2-8	*Pittsburgh	DNP								
2-14	*at Florida State	DNP								
2-18	*Duke	DNP								
2-21	*at Virginia Tech	DNP								
2-24	*Georgia Tech	DNP								
2-28	*Florida State	DNP								
3-3	*at Syracuse	DNP								
3-8	vs. Boston College (ACC)	DNP								
3-9	vs. Virginia (ACC)	DNP								
3-16	vs. NMSU (NCAA)	DNP								
3-18	vs. Auburn (NCAA)	2	0-0	0-0	0-0	0-1	0-1	0-0	0	0
3-23	vs. Kansas (NCAA)	DNP								
Totals		8	0-2	0-1	0-0	0-1	1-1	0-0	0	0

DAVIS VS. 2018-19 OPPONENTS

Opponent	G-GS	Min	FG	3-PT	FT-FTA	Of-Rb	A-T	B-S	Pts	Avg
Boston College	1-0	1	0-0	0-0	0-0	0-0	0-0	0-0	0	0.0
NC Central	1-0	1	0-0	0-0	0-0	0-0	1-0	0-0	0	0.0



SHELTON MITCHELL



GRADUATE • GUARD
6-4 • 200
#4 • WAXHAW, N.C.
OAK HILL ACADEMY (VA.)
VANDERBILT UNIVERSITY



OVERVIEW

In third season for the Tigers after transferring from Vanderbilt University ... first played for the Tigers in 2016-17 after sitting out a season as a redshirt, per NCAA rules ... dynamic point guard with an ability to facilitate the basketball for teammates or score in bunches ... has thrived in his two seasons at Clemson, despite a torn meniscus suffered the week leading up to the opener against Georgia in 2016-17 ... also had minor surgery following the season to clean up the injury ... has appeared in 93 career games, with 70 starts ... has 850 points and 325 assists to his credit ... career 41.4 percent shooter overall and 81.0 percent at the free throw line ... as shot nearly 40.0 percent on three-point shots as a Tiger (79-200) ... has made .823 percent of his free throws at Clemson (ninth-best in Tiger history) ... prior to his lone season in Nashville, played at Cuthbertson High School (N.C.) and Oak Hill Academy (Va.) as a prep star ... signed a financial aid agreement with Clemson after official visit in April 2015 ... recruited by assistant coach Steve Smith ... majoring in sports communication.

2017-18

Appeared in 33 games for the Tigers, primarily as the starting point guard with 32 starts, while playing 33.4 minutes per contest ... was named to the ACC All-Tournament Second Team for his performances in Brooklyn ... averaged 18.5 points, 3.0 rebounds and shot 47.8 percent from the floor, 45.4 percent from three and 92.3 percent at the line ... for the season, averaged a career-best 12.2 points and 3.0 rebounds per game ... tallied 119 assists to lead the team ... posted at least five assists in a game on 11 occasions en route to setting a new career mark with 119 dimes during the season ... turned in a 13:4 assist to turnover ratio during the NCAA Tournament ... scored 20+ points on three occasions, including tying his career-high with 23 points against New Mexico State in the opening round of the NCAA Tournament ... posted double-figure points on 26 of 33 games played ... shot a career-high 85.7 percent at the free throw line ... ranked third in the ACC in free throw shooting and led the Tigers at the line.

BEST GAMES, 2017-18

Tied his career-high with 23 points against New Mexico State in the opening round of the NCAA Tournament, shooting 8-for-13 from the field, including 2-for-3 from behind the arc and a perfect 5-for-5 at the charity stripe ... tied a career-best with seven rebounds against Notre Dame ... grabbed at least five rebounds in a game on seven occasions ... posted first 20-point outing in a

blowout win over Samford with 20 points ... also scored 21 points in the ACC Tournament quarterfinals against Boston College on 6-for-12 shooting, including going 7-for-8 at the line.

2016-17

Started 27 of 29 games, missing the first four contests of the season due to a knee injury ... second-leading scorer on the squad with an average of 10.8 points per game ... led all Tigers with 103 assists ... top three-point shooter in terms of accuracy, he shot 45.3 percent overall

and made 29-64 attempts behind the arc ... shot 45.9 percent overall, the top figure by a Clemson guard since Cliff Hammonds shot over 46 percent in 2007-08 ... a reliable free throw shooter, he shot 80 percent at the charity stripe in 94 trips to the line ... led or tied for the team lead in assists in 19 games ... scored double figures in 19 games, second-most on the team ... surged toward the end of the season, finishing with double figures in the scoring column in the team's last 11 games and 13 of the last 14 overall ... in all, averaged 14 points per game over Clemson's last 14 contests ... a strong contributor



MITCHELL'S CAREER STATISTICS

Year	GP-GS	Min/Avg	FG-FA	Pct	3FG-FA	Pct	FT-FTA	Pct	OR/Reb/Avg	A-T	BS-ST	Pf-D	Pts/Avg
2014-15*	31-11	620/20.0	45-123	.366	7-31	.226	35-49	.714	5/58/1.9	103-60	3-4	34-0	132/4.3
2016-17	29-27	783/27.0	105-229	.459	29-64	.453	75-94	.798	11/68/2.3	103-59	2-19	48-0	314/10.8
2017-18	33-32	1101/33.4	123-308	.399	50-136	.368	108-126	.857	14/100/3.0	119-67	1-25	47-0	404/12.2
at Clemson	62-59	1884/30.4	228-537	.424	79-200	.395	183-220	.823	25/168/2.7	222-126	3-44	95-0	718/11.6
Totals*	93-70	2504/26.9	273-660	.414	86-231	.372	218-269	.810	30/226/2.4	325-186	6-48	129-0	850/9.1

Note: * - Vanderbilt University



SHELTON MITCHELL

in his first ACC Tournament, he averaged 19.5 points per game and made 13-23 field goals (6-8 from three) in two games.

BEST GAMES, 2016-17

Best effort came at Duke, where he poured in a career-high 23 points and led the Tigers from a double-digit deficit to have a shot to tie or win the game at the buzzer ... made 8-15 field goals, including both of his three-pointers, and 5-6 at the line in the game with the Blue Devils ... followed in the ACC Tournament with another outstanding effort against the Blue Devils, scoring 17 points on 5-10 shooting (3-3 from three) ... posted 22 points in ACC Tournament win over NC State, the most points in a tourney debut from a Tiger since Glenn Corbit scored the same amount against the Wolfpack in the 1985 event ... scored 13 points, with seven rebounds and five assists in win over Mercer ... notched 18 in important road win over Alabama, he was 6-10 against the Crimson Tide and added five rebounds ... posted 13 points against North Carolina, the eventual NCAA Tournament champion ... made 3-6 from three against the Tar Heels, his home state team ... posted 10 assists, a career-high, in home game against Virginia Tech ... posted 12 points and six assists, with zero turnovers, in win over Pittsburgh at Petersen Events Center ... posted 15 points in home win over Georgia Tech ... tallied 10 points and eight assists, without a turnover, against Syracuse ... posted 15 points in home win over Wake Forest and hit career-best 9-10 free throws ... notched 14 at Virginia Tech and followed with 15 against Florida State at home ... posted 16 in home win over NC State, making 7-10 field goals ... finished regular season strong with 14 points in 30 minutes against Boston College ... posted 13 in NIT loss to Oakland, but was hurt by injury after landing awkwardly following a shot in the first half.

2015-16

Redshirted due to NCAA transfer rule.

2014-15 (AT VANDERBILT)

Started 11 of 31 games for Vandy, who advance to the postseason NIT ... averaged 4.3 points and 3.3 assists per game ... his 103 assists were one of the top totals in Vandy history for a freshman, and ranked second on the squad ... played 20.0 minutes per game ... shot 71.4 percent at the free throw line ... top game was Jan. 3 versus Yale, he posted 15 points and eight assists ... both figures were season highs ... followed

with 10-point, four-assist outing against Auburn in the SEC opener ... posted seven points and seven assists against Tennessee State (Nov. 23) ... scored seven and added six assists versus Purdue (Dec. 13) ... posted five points in 18 minutes at Georgia (Jan. 27) ... notched seven points and six assists against South Dakota State (March 20) in the NIT.

BEFORE CLEMSON

Rated as a four-star prospect (No. 76 overall) in the class of 2015 by Rivals.com ... also the No. 76 overall prospect according to Scout.com ... rated as a top-15 point guard prospect by both services ... played three seasons at Cuthbertson High (Waxhaw, N.C.) before transferring to Oak Hill Academy as a senior, where he suffered an injury-plagued final campaign ... scored over 1,400 career points at Cuthbertson, averaging 19.2 points and 4.5 assists per game ... NCPreps.com AA Player of the Year as a junior in 2012-13 ... Charlotte Observer Region Player of the Year as well ... chose Vanderbilt over Wake Forest and others during his initial recruitment ... born Jan. 26, 1995.



SHELTON MITCHELL



MITCHELL'S CAREER HIGHS

Points:	23 at Duke, 2/11/17; 23 vs. New Mexico State, 3/16/18
Field Goals Made:	8 at Duke, 2/11/17; 8 vs. New Mexico State, 3/16/18
Field Goal Attempts:	15 vs. many (3), last vs. Temple, 11/19/17
3-Pointers Made:	4 at Georgia Tech, 1/28/18
3-Point Attempts:	9 vs. Samford, 12/9/17
Free Throws Made:	9 vs. Wake Forest, 2/14/17
Free Throw Attempts:	10 vs. Wake Forest, 2/14/17
Rebounds:	7 vs. Mercer, 12/10/16; 7 vs. Notre Dame, 1/20/18
Offensive Rebounds:	3 vs. Samford, 12/9/17
Assists:	10 vs. Virginia Tech, 1/22/17
Blocked Shots:	1 vs. many (6), last at Georgia Tech, 1/28/18
Steals:	4 vs. Ohio, 11/16/17
Minutes:	46 vs. Yale, 1/3/15



MITCHELL GAME BY GAME, 2014-15 (AT VANDERBILT)

Date	Opponent	Min	F-FGA	3-3A	FT-FA	Reb	A-T	B-S	PF	Pts
11-16	*Trevecca	29	1-5	1-2	3-4	3	4-2	0-0	1	6
11-20	*Lipscomb	18	1-4	0-1	2-2	4	3-2	0-0	3	4
11-23	*Tennessee St.	33	3-5	1-2	0-0	3	7-3	1-0	0	7
11-25	*Norfolk St.	26	1-4	0-0	1-3	3	6-1	0-0	1	3
11-28	*Rutgers	21	1-5	0-1	1-1	2	2-2	0-0	1	3
11-29	La Salle	17	1-4	0-0	0-0	1	4-2	0-0	1	2
12-4	Baylor	23	1-7	0-2	2-5	1	3-2	0-1	2	4
12-13	Purdue	20	2-4	0-1	3-6	1	6-1	0-0	1	7
12-16	W. Carolina	18	1-3	0-0	4-4	3	5-4	0-0	2	6
12-20	at Georgia Tech	20	1-5	0-1	1-2	6	6-2	0-0	0	3
12-22	*Penn	24	2-3	1-2	0-0	6	7-6	1-1	2	5
12-31	*at St. Louis	22	1-2	1-1	0-0	1	4-1	0-0	0	3
1-3	*Yale	46	6-15	0-2	3-4	3	8-1	0-1	2	15
1-6	*Auburn	35	3-4	0-1	4-4	5	4-4	0-0	3	10
1-10	*at Arkansas	24	2-5	0-0	0-0	1	1-5	0-0	0	4
1-14	*Georgia	14	1-3	0-1	3-4	2	1-1	0-0	0	5
1-17	at Mississippi St.	19	1-2	0-0	0-0	1	0-2	0-0	1	2
1-20	at Kentucky	17	1-3	0-0	0-0	0	4-2	0-0	2	2
1-24	LSU	17	2-9	0-2	0-0	0	3-1	0-0	1	4
1-27	at Georgia	18	1-3	1-2	2-2	2	1-1	0-0	2	5
1-31	at Texas A&M	17	0-0	0-0	0-0	0	1-2	0-0	1	0
2-3	Florida	12	1-3	0-2	0-0	2	0-4	0-0	1	2
2-7	South Carolina	DNP								
2-11	Tennessee	DNP								
2-14	at Alabama	DNP								
2-18	at Florida	DNP								
2-21	Missouri	11	1-4	0-2	0-0	2	4-0	0-0	0	2
2-26	at Tennessee	15	1-1	0-0	0-0	1	1-0	0-0	0	2
2-28	Alabama	12	0-1	0-0	0-0	1	0-2	0-0	2	0
3-4	Mississippi St.	10	1-2	0-0	0-0	0	1-1	1-0	0	2
3-7	at Ole Miss	18	2-4	0-1	1-1	1	3-3	0-1	1	5
3-12	vs. Tennessee (SEC)	11	1-2	1-2	1-3	0	1-1	0-0	1	4
3-18	at St. Mary's (NIT)	15	2-3	0-0	0-0	1	3-0	0-0	2	4
3-20	South Dakota St. (NIT)	21	2-5	1-2	2-2	0	6-1	0-0	1	7
3-24	at Stanford (NIT)	17	1-3	0-1	2-2	2	4-1	0-0	0	4
Totals		620	45-123	7-31	35-49	58	103-60	3-4	34	132

SHELTON MITCHELL

MITCHELL GAME BY GAME, 2016-17

Date	Opponent	Min	F-FGA	3-3A	FT-FA	Reb	A-T	B-S	PF	Pts
11-11	Georgia	DNP								
11-17	vs. Davidson	DNP								
11-18	vs. Xavier	DNP								
11-20	vs. Oklahoma	DNP								
11-25	High Point	11	0-2	0-1	0-0	0-1	2-0	0-1	2	0
11-30	Nebraska	27	2-6	1-2	2-2	0-1	0-2	1-2	0	7
12-4	*Coppin State	22	6-8	0-1	0-1	0-0	2-0	0-2	0	12
12-10	*Mercer	24	3-6	2-3	5-6	2-7	5-2	0-0	3	13
12-13	*SC State	23	5-9	2-4	2-2	0-0	5-0	0-0	0	14
12-18	*at Alabama	29	6-10	2-2	4-4	1-5	2-2	0-1	3	18
12-21	*at South Carolina	24	2-8	0-1	0-0	0-1	1-7	1-0	4	4
12-28	*UNC Wilmington	35	1-3	0-1	8-8	0-2	6-2	0-0	2	10
12-31	*at Wake Forest	28	1-8	0-2	1-2	0-3	5-3	0-1	1	3
1-3	*North Carolina	30	5-12	3-6	0-0	0-2	4-2	0-3	1	13
1-7	*at Notre Dame	31	4-6	0-1	0-0	1-6	5-2	0-0	2	8
1-12	*at Georgia Tech	23	0-7	0-2	0-0	1-4	5-2	0-0	2	0
1-14	*Virginia	25	3-5	1-2	0-1	0-0	1-3	0-1	2	7
1-19	*at Louisville	22	1-3	0-1	2-4	0-1	3-2	0-0	3	4
1-22	*Virginia Tech	25	1-5	0-2	3-5	1-2	10-2	0-1	3	5
1-28	*at Pittsburgh	34	4-9	0-2	4-5	0-3	6-0	0-0	1	12
2-1	*Georgia Tech	34	4-9	1-1	6-7	0-2	3-3	0-0	3	15
2-5	*at Florida State	20	0-5	0-1	0-0	1-3	3-4	0-0	0	0
2-7	*Syracuse	33	3-9	1-4	3-4	1-3	8-0	0-0	1	10
2-11	*at Duke	35	8-15	2-2	5-6	2-3	1-0	0-1	0	23
2-14	*Wake Forest	26	3-6	0-1	9-10	0-4	3-3	0-1	3	15
2-18	*at Miami	29	4-7	0-0	2-2	0-1	3-1	0-0	2	10
2-21	*at Virginia Tech	28	6-10	2-3	0-0	0-2	4-2	0-1	2	14
2-25	*Florida State	24	4-8	2-3	5-8	0-3	0-4	0-0	4	15
3-1	*NC State	22	7-10	2-3	0-0	1-2	0-0	0-0	0	16
3-4	*Boston College	30	5-9	0-2	4-5	0-1	1-2	0-0	2	14
3-7	*vs. NC State (ACC)	32	8-13	3-5	3-5	0-3	6-3	0-1	1	22
3-8	*vs. Duke (ACC)	33	5-10	3-3	4-4	0-1	3-3	0-2	1	17
3-14	*Oakland (NIT)	24	4-11	2-3	3-3	0-2	6-3	0-1	0	13
Totals		783	105-229	29-64	75-94	11-68	103-59	2-19	48	314


MITCHELL VS. 2018-19 OPPONENTS

Opponent	G-GS	Min	FG	3-PT	FT-FTA	Of-Rb	A-T	B-S	Pts	Avg
Boston College	3-3	104	13-31	4-14	13-15	1-6	6-6	0-2	43	14.3
Duke	2-2	68	13-25	5-5	9-10	2-4	4-3	0-3	40	20.0
Florida State	4-4	109	10-29	6-14	8-12	2-14	8-13	0-1	34	8.5
Georgia Tech	5-4	140	14-37	5-12	16-18	1-18	18-12	0-1	49	9.8
Lipscomb	1-1	18	1-4	0-1	2-2	0-4	3-2	0-0	4	4.0
Louisville	2-2	61	3-16	1-6	10-13	0-3	4-3	0-2	17	8.5
Miami	2-2	65	7-15	1-3	6-6	1-5	10-3	0-0	21	10.5
Mississippi State	2-2	29	2-4	0-0	0-0	0-1	1-3	1-0	4	2.0
Nebraska	1-1	27	2-6	1-2	2-2	0-1	0-2	1-2	0	7.0
North Carolina	3-3	102	15-32	9-19	6-7	2-8	12-7	0-4	45	15.0
NC State	4-4	123	24-43	8-15	3-5	3-11	13-8	0-2	59	14.8
Notre Dame	2-2	65	7-14	1-4	5-6	1-13	10-4	0-1	20	10.0
Pittsburgh	2-2	68	8-18	3-8	5-7	0-5	9-3	0-1	24	12.0
South Carolina	2-2	54	5-16	0-2	4-5	0-4	2-9	1-0	10	5.0
Syracuse	2-2	73	3-13	1-5	3-4	1-7	11-3	0-0	10	5.0
Virginia	2-2	53	3-8	1-4	0-1	0-3	3-6	1-1	7	4.5
Virginia Tech	2-2	53	7-15	2-5	3-5	1-4	14-4	0-2	19	9.5
Wake Forest	3-3	89	7-22	2-7	12-14	0-12	9-6	0-2	28	9.3



MITCHELL GAME BY GAME, 2017-18

Date	Opponent	Min	F-FGA	3-3A	FT-FA	Reb	A-T	B-S	PF	Pts
11-10	Western Carolina	21	1-6	0-1	4-4	0-1	6-2	0-2	0	6
11-12	N.C. A&T	28	2-8	1-4	5-8	1-2	6-3	0-1	0	10
11-16	vs. Ohio	36	4-8	1-2	7-8	0-1	5-2	0-4	4	16
11-17	vs. Hofstra	33	4-13	3-8	2-2	1-1	4-2	0-1	3	13
11-19	vs. Temple	38	6-15	2-6	2-2	0-5	4-0	0-0	0	16
11-24	Texas Southern	22	4-7	0-3	2-3	0-1	3-3	0-0	0	10
11-29	at Ohio State	37	7-12	3-4	2-2	0-2	6-2	0-0	1	19
12-3	UNC Asheville	31	3-11	0-3	0-0	0-2	6-1	0-0	2	6
12-9	Samford	34	6-14	3-9	5-6	3-4	5-3	0-0	2	20
12-16	vs. Florida	31	3-7	0-1	4-7	0-1	2-1	0-2	2	10
12-19	South Carolina	30	3-8	0-1	4-5	0-3	1-2	0-0	1	10
12-22	Louisiana-Lafayette	32	5-9	1-4	4-4	0-5	6-2	0-1	1	15
12-30	*NC State	33	6-12	2-4	0-0	0-0	4-2	0-1	1	14
1-3	*Boston College	36	2-10	2-7	2-2	0-1	4-3	0-1	3	8
1-6	*Louisville	39	2-13	1-5	8-9	0-2	1-1	0-2	2	13
1-11	*at NC State	35	3-8	1-3	0-0	2-6	3-3	0-0	1	7
1-13	*Miami	36	3-8	1-3	4-4	1-4	7-2	0-0	2	11
1-16	*at North Carolina	37	6-10	3-7	3-3	2-2	4-3	0-1	3	18
1-20	*Notre Dame	34	3-8	1-3	5-6	0-7	5-2	0-1	1	12
1-23	*at Virginia	28	0-3	0-2	0-0	0-3	2-3	1-0	0	0
1-28	*at Georgia Tech	31	5-9	4-6	3-3	0-3	2-3	0-0	3	17
1-30	*North Carolina	35	4-10	3-6	3-4	0-4	4-2	0-0	2	14
2-3	*at Wake Forest	35	3-8	2-4	2-2	0-5	1-0	0-0	1	10
2-8	*Pittsburgh	34	4-9	3-6	1-2	0-2	3-3	0-1	1	12
2-14	*at Florida State	31	3-7	1-2	1-2	0-3	2-4	0-1	3	8
2-18	*Duke	DNP								
2-21	*at Virginia Tech	DNP								
2-24	*Georgia Tech	32	4-7	0-2	6-6	0-3	2-2	0-1	1	14
2-28	*Florida State	34	3-9	3-8	2-2	1-5	3-1	0-0	0	11
3-3	*at Syracuse	40	0-4	0-1	0-0	0-4	3-3	0-0	2	0
3-8	vs. Boston College (ACC)	38	6-12	2-5	7-8	1-4	1-1	0-1	1	21
3-9	vs. Virginia (ACC)	38	5-11	3-6	5-5	0-2	1-2	0-2	1	18
3-16	vs. NMSU (NCAA)	35	8-13	2-3	5-5	0-3	5-0	0-0	2	23
3-18	vs. Auburn (NCAA)	31	2-6	1-3	5-7	0-6	6-2	0-1	1	10
3-23	vs. Kansas (NCAA)	36	3-13	1-4	5-5	2-3	2-2	0-1	0	12
Totals		1101	123-308	50-136	108-126	14-100	119-67	1-25	47	404



MARCQUISE REED



GRADUATE • GUARD
6-3 • 188
#2 • LANDOVER, MD.
CAPITOL CHRISTIAN ACADEMY
ROBERT MORRIS UNIVERSITY



OVERVIEW

Exploded onto the scene in 2017-18 and turned in one of the best seasons for a Clemson guard of all time ... became just the first player since Billy Williams in 1979-80 to post 500 points, 100 rebounds, 50 assists and 50 steals in the same season ... transfer from Robert Morris University played his first season at Clemson in 2016-17 ... sat out 2015-16 as a redshirt, per NCAA rules ... gives the Tiger program an experienced, consistent scoring guard ... came to Clemson with NCAA Tournament experience, helping RMU to the round of 64 as a freshman in 2015 ... scored over 500 points as a first-year player at the DI level ... in two seasons at Clemson, has appeared in 68 contests and scored 858 points ... on track to reach 1,000 at Clemson this season ... career 46.5 percent shooter, he also is over 40 percent for his career from three (66-162) ... career 83.5 percent shooter from the free throw line ... signed a financial aid agreement with Clemson after official visit in May ... recruited by former assistant coach Richie Riley ... played AAU basketball with Crusader Nation ... majoring in sports communication.

2017-18

Started all 35 games for the Tigers during the regular season and averaged 34.9 minutes per game ... was an All-ACC Second-Team selection ... earned ACC Player of the Week once during the season ... led the team in scoring with 15.8 points per game ... added 4.7 rebounds, 3.3 assists and 1.7 steals per contest ... shot 84.5 percent from the line to lead the Tigers ... became the all-time free throw shooting percentage leader after reaching the 100 made free throws in a Clemson uniform (87.1 percent) ... the previous record stood for nearly 50 seasons ... shot 43.0 percent from the field, including 35.4 percent from three ... produced a positive assist-turnover ratio (116-80), he was second on the team in assists ... led the Tigers in steals with 58 ... scored in double-figures in 30 games, including 11 in which he scored at least 20 points ... was key for the Tigers in ACC play following Donte Grantham's injury, averaging 17.3 points in league play while shooting 42.7 percent from the floor in 37.0 minutes per contest.

BEST GAMES, 2017-18

Set a career-high with 28 points in a loss at Virginia Tech ... totaled his third career double-double with 10 rebounds in that game ... tied the program record for threes made in a single game with eight against the Hokies in a road loss ... became the 26th member to post a "Triple Leadership" in a game when he scored 20 points, grabbed eight rebounds and tallied five assists in a home

loss to Duke ... made five or more shots on 17 occasions, including a career-best nine at Florida State in a 25-point effort ... netted his first 20-point game of the season in a 14-point win at Ohio State in the ACC/Big Ten Challenge ... major contributor to a 27-point turnaround in that game ... scored the game-winning basket in a 72-70 win at Georgia Tech with 25 seconds left in regulation ... posted a double-double with assists in the game with a career-high 11 dimes ... put together a team-best 14 consecutive free throws made stretch that lasted from a home win vs. Miami to a home win vs. Notre Dame ... posted three double-doubles on the season, one with assists and two with rebounds ... played a career-high 44 minutes in an overtime win over Louisville, scoring 24 points and setting a career-best with five steals ...

appeared in all five postseason games for the Tigers, including three NCAA tournament games ... averaged 14.7 points and 6.0 rebounds in the NCAA tournament ... finished the season as the first Tiger to post at least 500 points, 100 rebounds, 50 assists and 50 steals since Billy Williams in 1980 ... Reed was just the third player in the ACC this season to accomplish that feat (Grayson Allen and Ky Bowman).

2016-17

Appeared in all 33 games for the Tigers, all as a reserve ... averaged 21.5 minutes per contest ... one of four Tigers to score double figures for the season, he averaged 10 points per game ... highest scoring reserve at Clemson since Terrence Oglesby (10.5 points per game) in 2007-



REED'S CAREER STATISTICS

Year	GP-GS	Min/Avg	FG-FA	Pct	3FG-FA	Pct	FT-FTA	Pct	OR/Reb/Avg	A-T	BS-ST	Pf-D	Pts/Avg
2014-15*	35-28	973/27.8	197-402	.490	33-80	.413	102-131	.779	20/88/2.5	73-90	1-67	72-4	529/15.1
2016-17	33-0	711/21.5	100-237	.422	33-82	.402	96-106	.906	16/76/2.3	64-40	1-46	56-0	329/10.0
2017-18	35-35	1221/34.9	183-426	.430	67-189	.354	120-142	.845	26/165/4.7	116-80	0-58	67-2	553/15.8
at Clemson	68-35	1932/28.4	283-663	.427	100-271	.369	216-248	.871	42/241/3.5	180-120	1-104	123-2	882/13.0
Totals*	103-63	2905/28.2	480-1065	.451	133-351	.379	318-379	.839	62/329/3.2	253-210	2-171	195-6	1411/13.7

Note: * - Robert Morris University



MARQUISE REED

08 ... shot 90.6 percent at the free throw line, second-best in Clemson history and third-best among ACC players for the season ... began and ended the season by making 19 consecutive at the charity stripe ... also shot 40 percent from three-point range, one of three players from Clemson to achieve the mark ... produced a positive assist-turnover ratio (64-40), he was second on the team in assists ... led the Tigers in steals, despite not starting a game ... produced 46 steals, one of the top figures in Clemson history by a reserve ... scored double figures in 16 games ... one of Clemson's top clutch performers, he hit key baskets in wins against Georgia, South Carolina, Pittsburgh and Wake Forest, with several more in close losses ... averaged 10.7 points per game against ACC competition, shooting 43 percent from three.

BEST GAMES, 2016-17

Averaged 21 points per game in the regular season sweep over Wake Forest ... poured in 17 in the second half as Clemson rallied to a 15-0 run to close the win in Winston-Salem ... made 6-11 shots and added four steals in 25 active minutes ... in the home win over the Demon Deacons, hit career-best nine of 10 free throw attempts ... added five rebounds in 32 minutes ... opened Clemson career with 19-point effort against Georgia, the most points in a Tiger debut since Elden Campbell in 1986 ... made 3-6 threes and all six of his free throws versus the Bulldogs, while adding three steals in 28 minutes ... posted 13 points in game against Oklahoma, which included a 4-6 clip from three ... scored 14 points in upset of top-25 South Carolina team that went on to a Final Four berth, he made the final go-ahead free throws in the game ... posted 17 points against North Carolina, making 5-9 field goals, including a late three to send the game into overtime ... produced 13 points at Louisville ... scored 10 at Pittsburgh, including a key layup late, to help lift the Tigers to a win ... notched 12 points at Florida State ... posted 15 at Miami and followed with 18 at Virginia Tech ... sank 4-6 three-pointers against the Hokies and nearly delivered a win for the Tigers in a hostile road environment ... posted nine points and a season-high six assists against Syracuse ... notched 13 in the ACC Tournament game with Duke, including 7-7 at the stripe.

2015-16

Redshirted at Clemson due to the NCAA transfer rule.

2014-15 (AT ROBERT MORRIS)

Started 28 of the Colonials' 35 games, averaging a team-high 15.1 points per game ... also averaged 27.8 minutes per contest ... Northeast Conference Rookie of the Year after tallying 529 points for the season ... shot 49 percent overall, including 41.3 percent from three-point range ... also shot 78 percent at the free throw line ... made 197 field goals in his only season at RMU ... showed quick hands defensively, notching 67 steals ... posted 20 or more points in 11 games ... made double-digit field goals on two occasions ... impressive in three games against ACC competition, tallying 24 points against North Carolina (Nov. 16) in his second career game, 21 against Clemson (Dec. 30) and 22 against the eventual national champion Duke Blue Devils (March 20) ... made 10-15 field goals against the Tar Heels in the Smith Center ... shot 9-14 in the loss to Clemson, adding three steals ... made 8-9 field goals and 6-6 free throws in 22-point game against St. Francis (Jan. 5) ... made 10 field goals and posted 24 against Sacred Heart (Jan. 18) ... posted 22 points at LIU Brooklyn (Feb. 5) ... scored 22 against Wagner (March 4), with three steals ... posted 19 in NCAA First Four matchup with North Florida, hitting 9-17 field goals.

BEFORE CLEMSON

2014 All-Metropolitan honorable mention performer as a senior at Capitol Christian Academy ... averaged 31.2 points and 4.6 rebounds per game ... posted 40 or more

points on five occasions ... scored career-high 52 versus Upper Room Christian (3/15/14) ... posted 45 points in win over Bull City Prep (11/30/13) ... also received scholarship interest initially from Drexel and Florida Gulf Coast ... born Apr. 21, 1995.

REED'S CAREER HIGHS

Points:	28 at Virginia Tech, 2/21/18
Field Goals Made:	10 vs. many (3), last at Virginia Tech, 2/21/18
Field Goal Attempts:	24 at Virginia Tech, 2/21/18
3-Pointers Made:	8 at Virginia Tech, 2/21/18
3-Point Attempts:	20 at Virginia Tech, 2/21/18
Free Throws Made:	9 vs. Wake Forest, 2/14/17; 9 vs. Florida, 12/16/17
Free Throw Attempts:	13 vs. Delaware, 12/22/14
Rebounds:	11 vs. Hofstra, 11/17/17
Offensive Rebounds:	3 vs. Hofstra, 11/17/17; 3 vs. North Carolina, 1/30/18
Assists:	11 at Georgia Tech, 2/24/18
Blocked Shots:	1 vs. Youngstown State, 12/2/14; 1 vs. Boston College, 3/4/17
Steals:	5 at North Carolina, 1/16/18
Minutes:	45 at Florida State, 2/14/18



MARCQUISE REED

REED GAME BY GAME, 2014-15 (AT ROBERT MORRIS)

Date	Opponent	Min	F-FGA	3-3A	FT-FA	Of-RB	A-T	B-S	PF	Pts
11-14	Lafayette	21	4-9	1-4	1-3	0-1	1-4	0-0	2	10
11-16	at North Carolina	24	10-15	1-1	3-4	1-2	0-1	0-1	2	24
11-19	at Bradley	16	2-6	0-0	1-1	0-1	1-1	0-1	0	5
11-22	at Georgetown	22	2-9	1-3	4-5	1-2	4-1	0-0	1	9
11-26	at Chattanooga	16	2-8	0-1	3-4	1-1	1-4	0-4	1	7
11-27	*vs ULM	25	3-8	1-1	1-1	2-2	2-3	0-2	1	8
12-2	*Youngstown State	19	4-9	0-1	1-2	1-3	1-0	1-3	1	9
12-7	*Buffalo	22	8-12	0-3	2-3	0-1	1-6	0-3	5	18
12-13	*Duquesne	25	4-9	1-2	1-2	0-2	0-3	0-1	2	10
12-17	*at Toledo	27	7-11	1-2	3-6	1-2	3-6	0-3	3	18
12-22	*Delaware	29	5-10	2-5	8-13	0-3	2-3	0-2	2	20
12-30	at Clemson	26	9-14	2-5	1-2	0-4	0-1	0-3	5	21
1-3	*Mount St. Mary's	30	4-6	2-3	2-3	1-5	3-4	0-2	3	12
1-5	*Saint Francis	26	8-9	0-0	6-6	0-2	1-4	0-3	3	22
1-8	*at Wagner	28	5-10	1-3	4-4	0-1	3-1	0-4	0	15
1-10	at Central Conn. St.	21	2-7	1-2	4-6	0-2	4-1	0-2	1	9
1-16	*St. Francis Brooklyn	33	7-18	2-3	2-2	2-5	3-2	0-0	1	18
1-18	*Sacred Heart	32	10-16	2-3	2-3	1-6	5-0	0-0	0	24
1-22	*at Mount St. Mary's	41	6-14	1-2	8-8	1-2	1-4	0-1	3	21
1-24	*at St. Francis Brooklyn	20	3-8	0-0	2-2	1-1	1-4	0-1	5	8
1-29	*Fairleigh Dickinson	31	6-8	0-1	2-2	0-1	5-1	0-1	2	14
1-31	*Bryant	29	6-10	3-3	5-5	0-3	0-1	0-3	0	20
2-5	*at LIU Brooklyn	35	9-14	0-1	4-6	0-4	2-9	0-2	5	22
2-7	*at Fairleigh Dickinson	33	7-10	0-0	1-1	1-3	4-4	0-1	2	15
2-12	*LIU Brooklyn	34	6-11	1-2	1-2	0-2	3-3	0-1	2	14
2-14	*Central Conn. St.	35	8-18	0-2	2-2	0-4	1-1	0-4	0	18
2-19	*at Sacred Heart	35	6-17	1-3	3-4	1-2	2-5	0-2	2	16
2-21	*at Bryant	31	3-13	1-3	6-6	0-3	1-0	0-1	1	13
2-26	*Wagner	32	8-16	3-4	1-3	0-2	2-0	0-3	2	20
2-28	*Saint Francis	28	3-11	0-3	2-2	2-3	4-1	0-2	4	8
3-4	*Wagner	29	6-11	3-4	7-8	2-5	5-5	0-3	2	22
3-7	*Bryant	33	4-10	0-2	0-0	1-2	0-2	0-1	0	8
3-10	*vs St. Francis Brooklyn (NEC)	17	2-6	0-0	6-6	0-1	2-2	0-2	4	10
3-18	*vs North Florida (NCAA)	31	9-17	0-3	1-2	0-1	2-0	0-2	2	19
3-20	*vs Duke (NCAA)	37	9-22	2-5	2-2	0-4	3-3	0-3	2	22
Totals		973	197-402	33-80	102-131	20-88	73-90	1-67	72	529



MARQUISE REED

REED GAME BY GAME, 2016-17

Date	Opponent	Min	F-FGA	3-3A	FT-FA	Of-RB	A-T	B-S	PF	Pts
11-11	Georgia	28	5-11	3-6	6-6	0-4	1-2	0-3	2	19
11-17	vs. Davidson	16	2-5	0-1	5-5	0-0	2-0	0-0	4	9
11-18	vs. Xavier	18	0-2	0-0	4-4	0-1	3-4	0-1	1	4
11-20	vs. Oklahoma	26	4-11	4-6	1-2	2-5	0-2	0-1	4	13
11-25	High Point	19	3-5	2-3	3-4	0-1	3-2	0-1	3	11
11-30	Nebraska	15	1-1	1-1	4-4	0-2	0-3	0-0	0	7
12-4	Coppin State	22	2-8	1-4	6-8	1-2	1-0	0-0	0	11
12-10	Mercer	20	3-8	1-2	0-0	1-5	2-2	0-2	2	7
12-13	SC State	18	2-6	0-1	2-2	1-2	1-1	0-1	1	6
12-18	at Alabama	15	3-4	0-0	1-2	0-2	2-1	0-1	3	7
12-21	at South Carolina	23	4-7	0-2	6-6	2-3	1-0	0-2	1	14
12-28	UNC Wilmington	29	3-7	0-1	0-0	0-6	5-3	0-1	1	6
12-31	at Wake Forest	25	6-11	3-6	6-7	1-4	3-0	0-4	2	21
1-3	North Carolina	34	5-9	2-3	5-6	1-4	1-2	0-1	3	17
1-7	at Notre Dame	23	1-5	0-1	0-0	1-2	2-2	0-0	0	2
1-12	at Georgia Tech	19	2-3	1-2	4-4	0-2	2-0	0-1	0	9
1-14	Virginia	13	0-3	0-1	2-2	0-0	0-2	0-0	1	2
1-19	at Louisville	24	6-13	1-5	0-0	0-0	2-2	0-2	2	13
1-22	Virginia Tech	7	1-2	1-1	0-0	0-0	1-1	0-0	0	3
1-28	at Pittsburgh	16	4-8	1-2	1-2	1-3	2-0	0-0	3	10
2-1	Georgia Tech	12	1-4	0-1	3-3	2-3	0-1	0-2	2	5
2-5	at Florida State	23	4-7	1-2	3-3	1-1	1-2	0-3	1	12
2-7	Syracuse	16	3-4	1-1	2-2	0-0	6-0	0-3	2	9
2-11	at Duke	22	3-9	0-3	2-2	0-2	0-0	0-2	2	8
2-14	Wake Forest	32	5-10	2-3	9-10	0-5	2-1	0-1	0	21
2-18	at Miami	30	6-13	1-4	2-3	0-0	2-0	0-1	2	15
2-21	at Virginia Tech	33	6-12	4-6	2-2	0-2	3-0	0-0	2	18
2-25	Florida State	24	3-10	0-1	4-4	0-2	4-1	0-1	2	10
3-1	NC State	18	4-8	1-2	2-2	1-3	3-2	0-2	2	11
3-4	Boston College	17	2-3	0-0	2-2	0-1	4-3	1-0	0	6
3-7	vs. NC State (ACC)	22	1-6	1-2	2-2	1-3	3-2	0-2	2	5
3-8	vs. Duke (ACC)	27	3-12	0-5	7-7	0-1	2-0	0-2	4	13
3-14	Oakland (NIT)	25	2-10	1-4	0-0	1-5	2-1	0-3	1	5
Totals		711	100-237	33-82	96-106	16-76	64-40	1-46	56	329

REED VS. 2018-19 OPPONENTS

Opponent	G-GS	Min	FG	3-PT	FT-FTA	Of-Rb	A-T	B-S	Pts	Avg
Boston College	3-2	92	12-27	4-11	7-8	1-6	9-4	1-3	35	11.7
Duke	3-2	98	15-45	3-14	10-11	0-11	8-5	0-9	43	14.3
Florida State	4-2	130	23-50	5-14	18-21	4-13	14-10	0-8	69	17.3
Georgia Tech	4-2	106	12-30	3-11	13-14	2-12	18-5	0-6	40	10.0
Louisville	2-1	68	14-30	4-11	5-6	0-0	5-3	0-7	37	18.5
Miami	2-1	66	9-22	3-8	5-7	1-7	5-5	0-2	31	15.5
North Carolina	4-2	133	27-53	9-18	19-21	6-19	7-10	0-8	82	20.5
NC State	4-2	119	17-39	5-12	12-13	3-16	10-8	0-4	51	12.8
Notre Dame	2-1	61	5-15	2-5	2-2	2-5	5-4	0-2	14	7.0
South Carolina	2-1	60	10-18	5-11	14-17	2-9	4-4	0-5	39	19.5
Syracuse	2-1	51	11-17	6-8	2-2	0-1	8-2	0-4	30	15.0
Virginia	2-1	46	3-13	0-6	2-2	1-3	0-4	0-4	8	4.0
Virginia Tech	3-1	75	17-38	13-27	2-2	2-12	7-3	0-0	49	16.3
Wake Forest	3-1	91	18-34	7-15	21-25	2-16	7-3	0-6	64	21.3




REED GAME BY GAME, 2017-18

Date	Opponent	Min	F-FGA	3-3A	FT-FA	Of-RB	A-T	B-S	PF	Pts
11-10	Western Carolina	27	3-5	0-1	4-5	1-1	1-1	0-1	1	10
11-12	N.C. A&T	25	4-6	1-2	4-4	0-5	3-1	0-0	1	13
11-16	vs. Ohio	33	4-10	1-2	3-4	0-5	3-3	0-0	3	12
11-17	vs. Hofstra	35	6-15	1-4	3-4	3-11	6-0	0-3	2	16
11-19	vs. Temple	37	5-10	2-7	2-3	1-7	1-5	0-1	3	14
11-24	Texas Southern	29	1-9	0-3	3-3	0-3	3-2	0-0	5	5
11-29	at Ohio State	31	7-13	3-6	5-6	1-7	2-3	0-2	3	22
12-3	UNC Asheville	28	7-12	5-7	0-0	0-4	5-1	0-4	2	19
12-9	Samford	33	3-9	1-7	6-6	0-2	5-1	0-4	4	13
12-16	vs. Florida	38	6-8	1-2	9-11	0-5	6-3	0-0	1	22
12-19	South Carolina	37	6-11	5-9	8-11	0-6	3-4	0-3	0	25
12-22	Louisiana-Lafayette	23	3-7	2-5	0-0	0-4	2-1	0-0	3	8
12-30	*NC State	39	6-15	1-5	5-5	0-6	5-2	0-1	1	18
1-3	*at Boston College	37	6-14	3-7	2-2	0-3	1-0	0-2	1	17
1-6	*Louisville	44	8-17	3-6	5-6	0-0	3-2	0-5	0	24
1-11	*at NC State	40	6-10	2-3	3-4	2-4	1-4	0-0	2	17
1-13	*Miami	36	3-9	2-4	8-8	1-7	3-5	0-1	2	16
1-16	*at North Carolina	38	7-14	3-8	4-4	1-5	1-7	0-5	3	21
1-20	*Notre Dame	38	4-10	2-4	2-2	1-3	3-2	0-2	0	12
1-23	*at Virginia	33	3-10	0-5	0-0	1-3	0-2	0-4	1	6
1-28	*at Georgia Tech	38	6-14	1-4	0-1	0-5	11-2	0-3	2	13
1-30	*North Carolina	37	5-15	3-8	7-7	3-8	5-0	0-1	1	20
2-3	*at Wake Forest	34	7-13	2-6	6-8	1-7	2-2	0-1	4	22
2-8	*Pittsburgh	23	2-7	0-2	0-0	1-2	7-2	0-1	2	4
2-14	*at Florida State	45	9-22	3-9	4-5	2-3	4-5	0-2	2	25
2-18	*Duke	39	3-14	1-6	6-7	0-5	5-2	0-4	2	13
2-21	*at Virginia Tech	35	10-24	8-20	0-0	2-10	3-2	0-0	2	28
2-24	*Georgia Tech	37	3-9	1-4	6-6	0-2	5-2	0-0	0	13
2-28	*Florida State	38	7-11	1-2	7-9	1-7	5-2	0-2	0	22
3-3	*at Syracuse	35	8-13	5-7	0-0	0-1	2-2	0-1	3	21
3-8	vs. Boston College (ACC)	38	4-10	1-4	3-4	1-2	4-1	0-1	2	12
3-9	vs. Virginia (ACC)	39	2-14	1-10	1-2	1-4	2-3	0-0	0	6
3-16	vs. NMSU (NCAA)	32	7-14	1-4	0-0	0-7	1-4	0-3	2	15
3-18	vs. Auburn (NCAA)	34	6-17	0-4	4-5	0-7	3-1	0-1	2	16
3-23	vs. Kansas (NCAA)	36	6-15	1-2	0-0	2-4	2-2	0-0	5	13
Totals		1221	183-426	67-189	120-142	26-165	116-80	0-58	67	553



DAVID SKARA



GRADUATE • FORWARD
6-8 • 213
#24 • ZADAR, CROATIA
DON BOSCO PREP (IND.)
VALPARAISO UNIVERSITY



OVERVIEW

The most versatile defensive player on Clemson's roster ... played first season at Clemson last year after transferring from Valparaiso University ... will have one more year of eligibility in 2018-19 ... sat out 2016-17 as a redshirt, per NCAA rules ... small forward competed in practice as a member of the scout team against All-ACC forward Jaron Blossomgame in 2016-17 ... appeared in 63 games for the Crusaders, who won 58 games in his two seasons with the program ... comes with NCAA Tournament experience, helping Valpo to a No. 4 national seed as a freshman in 2015 ... helped the Crusaders to the championship game of the 2016 NIT, where he hit what proved to be the game-winner in the final 20 seconds of a semifinal against BYU ... recruited by Georgia Tech, Richmond and TCU after his transfer announcement ... majoring in economics.

2017-18

Appeared in 26 games and made seven starts ... averaged 3.3 points and 2.8 rebounds per contest ... of his 74 total rebounds, 24 came on the offensive glass ... finished the season with 13 blocks, 16 steals and 11 assists ... played over 500 minutes and averaged 19.3 minutes per game.

BEST GAMES, 2017-18

Scored a season best 11 points at home against Louisiana-Lafayette on 4-for-6 shooting from the field in 24 minutes of action ... played a season-high 38 minutes at Florida State during a three-game stretch that saw his minutes increase to 36.3 minutes per game against FSU, Duke and Virginia Tech ... grabbed a season-high seven rebounds in the Sweet 16 matchup against Kansas ... made at least four field goals on two occasions and at least three on three occasions ... made five free throws in a win over Pittsburgh.

2016-17

Redshirted at Clemson due to NCAA transfer rule ... earned team's Tiger Strength Award.

2015-16 (AT VALPARAISO)

Averaged 6.5 points and 3.1 rebounds per game in 29 appearances ... shot 44 percent overall and 33 percent from three-point distance ... posted 44 assists in 19.7 minutes per game ... missed eight games due to injury ... reached double figures in the scoring column seven times, including the NIT semifinal against BYU where he had 15 to go along with six rebounds ... made 3-5 from three in that win over the Cougars ... opened the season strong against IPFW, posting 14 points and seven rebounds ... scored 12 at Indiana State and 13 at Belmont ... scored 10 points in Horizon League Tournament contest against Green Bay.

2014-15 (AT VALPARAISO)

Averaged 5.4 points and 3.2 rebounds per game and

appeared in all 34 contests for the Crusaders, who won the regular season and conference tournament in the Horizon League ... tied for third on the team in assists (60) and blocked shots ... shot 80.9 percent at the free throw line, second-best mark on the team ... reached double figures in the scoring column eight times ... named to Horizon League All-Tournament Team after leading Valpo with 12 points in the championship win over Green Bay ... was 5-8 overall, with a pair of three-point goals, against the Phoenix ... debuted against East Tennessee State, where he collected 11 points and five rebounds ... top scoring effort of the season was 17 against IU South Bend ... added 14 in a pair of games, first against Milwaukee and then Oakland ... scored 10 points against Murray State.

BEFORE CLEMSON

Played one season of high school basketball at Don Bosco Prep (Crown Point, Ind.) ... averaged 16 points and eight rebounds per game ... coached by Dave Maravella ... gained international experience in 2012 at the FIBA U17 Championships, helping Croatia collect a bronze medal ... appeared in four games, with a high of 10 points and five rebounds in a win over South Korea ... born Feb. 26, 1995.



SKARA'S CAREER HIGHS

Points:	17 vs. IU South Bend, 11/19/14
Field Goals Made:	6 vs. IU South Bend, 11/19/14; 6 vs. BYU, 3/29/16
Field Goal Attempts:	10 vs. BYU, 3/29/16
3-Pointers Made:	3 vs. BYU, 3/29/16
3-Point Attempts:	5 vs. BYU, 3/29/16
Free Throws Made:	5 vs. Milwaukee, 1/26/15; 5 vs. Pittsburgh, 2/8/18
Free Throw Attempts:	7 vs. Illinois-Chicago, 1/2/16
Rebounds:	9 vs. Eastern Kentucky, 12/3/14
Offensive Rebounds:	4 vs. many (3), last vs. Green Bay, 3/7/16
Assists:	6 vs. IU South Bend, 11/19/14; 6 vs. Oakland, 1/8/16
Blocked Shots:	2 vs. many (7), last vs. New Mexico State, 3/16/18
Steals:	3 vs. Detroit, 2/4/15; 3 at Florida State, 2/14/18
Minutes:	38 at Florida State, 2/14/18

SKARA VS. 2018-19 OPPONENTS

Opponent	G-GS	Min	FG	3-PT	FT-FTA	Of-Rb	A-T	B-S	Pts	Avg
Boston College	2-0	29	1-2	0-0	0-0	1-4	1-2	0-0	2	1.5
Duke	1-1	36	3-9	0-2	0-0	1-4	3-3	0-1	6	6.0
Florida State	3-0	81	5-11	0-3	2-4	4-14	5-6	0-3	12	4.0
Georgia Tech	2-1	45	1-4	0-1	0-0	3-7	1-2	0-3	2	1.5
Louisville	1-0	12	0-1	0-1	0-0	1-4	0-0	1-1	0	0.0
Miami	1-0	20	0-1	0-0	0-0	1-4	0-0	1-0	0	0.0
North Carolina	2-1	34	1-6	1-5	2-2	1-2	1-1	3-0	5	2.5
NC State	2-0	20	1-3	0-0	2-3	1-2	0-1	1-0	4	2.0
Notre Dame	1-0	17	1-2	0-1	0-0	1-2	0-1	0-0	2	2.0
Pittsburgh	1-1	27	2-3	0-1	5-6	1-1	0-0	0-2	9	9.0
South Carolina	1-0	17	1-2	1-2	0-0	0-2	0-1	2-1	3	3.0
Syracuse	1-0	11	0-0	0-0	0-0	1-2	0-2	0-0	0	0.0
Virginia	2-0	34	1-3	0-1	3-3	0-1	0-0	1-1	5	2.5
Virginia Tech	1-1	35	3-7	1-3	0-0	2-6	1-3	0-1	7	7.0
Wake Forest	1-0	11	1-3	0-0	2-2	1-2	0-1	0-1	4	4.0

SKARA'S CAREER STATISTICS

Year	GP-GS	Min/Avg	FG-FA	Pct	3FG-FA	Pct	FT-FTA	Pct	OR/Reb/Avg	A-T	BS-ST	Pf-D	Pts/Avg
2014-15*	34-1	673/19.8	66-140	.471	14-48	.292	38-47	.809	28/108/3.2	60-46	10-20	64-4	184/5.4
2015-16*	29-13	571/19.7	68-154	.442	21-64	.328	32-43	.744	36/89/3.1	44-39	8-10	60-3	189/6.5
2017-18	26-7	502/19.3	30-71	.423	5-22	.227	20-34	.588	24/74/2.8	11-25	13-16	59-2	85/3.3
Totals	89-21	1746/19.6	164-365	.449	40-134	.299	90-124	.726	88/271/3.0	115-110	31-46	183-9	458/5.1

Note: * - Valparaiso University



DAVID SKARA

SKARA GAME BY GAME, 2014-15 (AT VALPARAISO)

Date	Opponent	Min	F-FGA	3-3A	FT-FA	Of-RB	A-T	B-S	PF	Pts
11-14	East Tennessee St.	15	3-5	1-1	4-4	4-5	1-1	0-1	0	11
11-16	at Missouri	18	2-4	1-2	0-0	0-1	1-1	1-0	0	5
11-19	IU South Bend	25	6-9	2-3	3-4	2-5	6-0	0-1	2	17
11-21	vs Ark. Pine Bluff	16	0-5	0-3	0-0	0-4	0-1	0-0	1	0
11-23	vs Maine	23	4-6	2-3	0-0	1-3	1-3	2-1	5	10
11-28	vs Drake	15	1-2	0-0	0-0	1-1	2-1	0-0	2	2
11-29	vs Murray State	18	3-4	0-1	4-4	0-2	0-0	1-0	2	10
11-30	vs Portland	20	3-5	1-1	0-1	2-3	1-3	1-0	3	7
12-3	at E. Kentucky	20	1-4	0-3	2-2	2-9	3-2	0-1	2	4
12-6	New Mexico	26	2-4	0-1	2-2	1-4	1-2	0-1	5	6
12-10	*Trinity Int.	23	5-8	0-1	1-2	1-4	3-0	2-1	1	11
12-13	Ball State	21	0-2	0-1	0-0	2-4	2-0	0-0	1	0
12-20	at IPFW	20	2-5	1-1	0-0	1-4	0-2	0-0	1	5
12-21	Goshen	25	4-4	1-1	0-1	1-7	4-2	0-1	4	9
12-29	at James Madison	27	0-4	0-3	0-0	0-2	2-0	0-0	2	0
1-2	at Oakland	17	2-3	0-1	0-0	1-3	0-4	0-0	4	4
1-4	Youngstown State	15	2-5	0-2	1-1	0-2	1-0	0-1	0	5
1-8	UIC	15	1-4	0-2	3-3	0-2	2-0	0-1	5	5
1-10	Cleveland State	13	0-1	0-0	0-0	0-1	1-2	0-0	0	0
1-17	at Wright State	23	1-3	0-0	0-0	1-7	1-2	0-0	0	2
1-20	at Youngstown St.	23	1-4	0-1	0-0	2-6	1-2	0-0	2	2
1-23	at Green Bay	22	1-2	0-0	0-0	0-2	1-4	0-0	3	2
1-26	Milwaukee	20	4-5	1-1	5-5	0-3	1-1	0-0	5	14
1-31	at UIC	20	1-3	0-2	1-2	1-2	4-1	2-1	2	3
2-4	Detroit	17	2-3	0-0	0-0	2-2	4-2	0-3	0	4
2-8	Oakland	29	4-8	2-4	4-4	0-1	3-3	0-1	2	14
2-13	Green Bay	27	2-6	0-0	0-0	1-3	3-0	0-2	1	4
2-15	at Milwaukee	16	1-3	0-1	2-2	0-1	2-1	0-1	0	4
2-21	Wright State	17	0-1	0-1	0-0	1-6	2-3	0-0	2	0
2-25	at Detroit	15	2-4	0-1	1-2	1-3	1-2	0-0	1	5
2-27	at Cleveland State	15	0-1	0-1	2-2	0-1	0-0	0-1	1	2
3-7	Cleveland State	13	1-4	0-1	1-2	0-2	1-0	1-0	0	3
3-10	Green Bay	28	5-8	2-4	0-2	0-2	1-1	0-2	4	12
3-20	vs Maryland (NCAA)	16	0-1	0-1	2-2	0-1	4-0	0-0	1	2
Totals		673	66-140	14-48	38-47	28-108	60-46	10-20	64	184

SKARA GAME BY GAME, 2015-16 (AT VALPARAISO)

Date	Opponent	Min	F-FGA	3-3A	FT-FA	Of-RB	A-T	B-S	PF	Pts
11-13	IPFW	27	5-8	2-3	2-2	2-7	3-0	2-1	3	14
11-15	Iona	18	1-3	0-1	0-2	0-1	0-3	1-0	3	2
11-28	at Ball State	3	0-0	0-0	0-0	0-0	1-0	0-0	0	0
12-3	Belmont	26	3-5	0-2	1-1	2-5	0-1	0-1	2	7
12-9	at Indiana State	27	4-6	2-3	2-2	1-1	1-0	1-1	1	12
12-11	at Chicago State	16	1-4	1-4	3-4	0-4	2-1	0-1	3	6
12-19	Missouri State	21	1-6	1-4	1-2	1-4	1-2	1-0	4	4
12-28	at Belmont	23	5-6	1-1	2-2	0-5	1-2	1-1	3	13
1-2	*UIC	22	2-4	1-2	4-7	0-2	0-2	1-0	1	9
1-8	*at Oakland	22	2-4	1-2	4-6	1-2	6-1	0-0	3	9
1-10	*at Detroit	28	4-6	0-2	2-2	2-5	1-2	0-0	3	10
1-14	*Milwaukee	26	4-6	0-0	0-0	2-3	1-1	1-0	0	8
1-16	*Green Bay	20	3-8	0-3	3-3	0-1	0-3	0-1	2	9
1-18	*at Youngstown St.	18	2-6	0-2	0-0	4-6	3-0	0-1	2	4
1-22	*at Wright State	23	3-7	0-2	0-0	1-2	0-1	0-0	2	6
1-24	*at N. Kentucky	25	1-5	1-2	0-0	2-4	3-0	0-1	0	3
1-28	*Cleveland State	20	4-7	1-4	1-2	3-3	2-5	0-0	1	10
1-30	*Youngstown State	17	1-6	0-1	1-1	1-4	3-1	0-1	5	3
2-6	*at UIC	17	2-8	1-3	0-0	0-2	1-1	0-0	5	5
2-11	*N. Kentucky	21	1-5	1-3	0-0	0-2	2-1	0-0	0	3
2-13	*Wright State	26	2-7	0-4	3-4	2-5	3-1	0-0	1	7
2-16	at Cleveland State	18	3-5	2-3	1-1	0-0	3-1	0-1	4	9
2-19	Oakland	2	0-0	0-0	0-0	1-1	0-0	0-0	0	0
3-7	vs Green Bay	21	3-6	2-3	2-2	4-5	2-0	0-0	5	10
3-15	Texas Southern (NIT)	13	3-5	1-1	0-0	2-2	1-1	0-0	2	7
3-17	Florida State (NIT)	22	1-2	0-1	0-0	0-2	2-2	0-0	2	2
3-22	Saint Mary's (NIT)	12	0-3	0-1	0-0	1-2	0-0	0-0	0	0
3-29	vs BYU (NIT)	20	6-10	3-5	0-0	2-6	2-4	0-0	2	15
3-31	vs George Washington (NIT)	17	1-6	0-2	0-0	2-3	0-3	0-0	1	2
Totals		571	68-154	21-64	32-43	36-89	44-39	8-10	60	189

SKARA GAME BY GAME, 2017-18

Date	Opponent	Min	F-FGA	3-3A	FT-FA	Of-RB	A-T	B-S	PF	Pts
11-10	Western Carolina	DNP								
11-12	North Carolina A&T	DNP								
11-16	vs. Ohio	DNP								
11-17	vs. Hofstra	DNP								
11-19	vs. Temple	DNP								
11-24	Texas Southern	DNP								
11-29	at Ohio State	DNP								
12-3	UNC Asheville	DNP								
12-9	Samford	DNP								
12-16	vs. Florida	11	0-0	0-0	0-2	0-2	0-2	0-0	3	0
12-19	South Carolina	17	1-2	1-2	0-0	0-2	0-1	2-1	0	3
12-22	Louisiana-Lafayette	24	4-6	2-2	1-4	0-3	0-0	1-0	1	11
12-30	NC State*	8	0-1	0-0	0-0	0-0	0-1	0-0	0	0
1-3	at Boston College*	14	0-0	0-0	0-0	0-1	0-1	0-0	2	0
1-6	Louisville*	12	0-1	0-1	0-0	1-4	0-0	1-1	2	0
1-11	at NC State*	12	1-2	0-0	2-3	1-2	0-0	1-0	4	4
1-13	Miami*	20	0-1	0-0	0-0	1-4	0-0	1-0	3	0
1-16	at North Carolina*	16	0-3	0-2	0-0	0-1	1-0	1-0	2	0
1-20	Notre Dame*	17	1-2	0-1	0-0	1-2	0-1	0-0	1	2
1-23	at Virginia*	17	0-2	0-1	0-0	0-0	0-0	1-0	0	0
1-28	at Georgia Tech*	16	0-2	0-0	0-0	2-2	0-1	0-1	2	0
1-30	North Carolina*	18	1-3	1-3	2-2	1-1	0-1	2-0	3	5
2-3	at Wake Forest*	11	1-3	0-0	2-2	1-2	0-1	0-1	1	4
2-8	Pittsburgh*	27	2-3	0-1	5-6	1-1	0-0	0-2	1	9
2-14	at Florida State*	38	4-7	0-2	1-2	1-6	2-3	0-3	1	9
2-18	Duke*	36	3-9	0-2	0-0	1-4	3-3	0-1	3	6
2-21	at Virginia Tech*	35	3-7	1-3	0-0	2-6	1-3	0-1	3	7
2-24	Georgia Tech*	29	1-2	0-1	0-0	1-5	1-1	0-2	2	2
2-28	Florida State*	21	0-2	0-0	1-2	3-6	1-1	0-0	3	1
3-3	at Syracuse*	11	0-0	0-0	0-0	1-2	0-2	0-0	5	0
3-8	vs. Boston College (ACC)	15	1-2	0-0	0-0	1-3	1-1	0-0	5	2
3-9	vs. Virginia (ACC)	17	1-1	0-0	3-3	0-1	0-0	0-1	2	5
3-16	vs. New Mexico St. (NCAA)	20	1-3	0-0	0-1	1-3	0-1	2-1	2	2
3-18	vs. Auburn (NCAA)	15	2-2	0-0	2-2	1-4	0-0	0-0	4	6
3-23	vs. Kansas (NCAA)	25	3-5	0-1	1-5	3-7	1-1	1-1	4	7
Totals		502	30-71	5-22	20-34	24-74	11-25	13-16	59	85



ELIJAH THOMAS



SENIOR • FORWARD
6-9 • 245
#14 • DALLAS, TEXAS
LANCASTER HS
TEXAS A&M UNIVERSITY



OVERVIEW

In third season at Clemson after transferring from Texas A&M University ... was named to the All-ACC defensive team in 2017-18 ... began playing for the Tigers as a true sophomore in 2016-17 ... turned into one of the most formidable big men in the ACC last season during 2017-18 ... as a mid-year transfer, sat out nine games in the 2016 fall semester, per NCAA rules ... provided a lift for the Tiger frontcourt following the departure of Landry Nnoko to graduation ... versatile player is capable of scoring in the paint with both hands ... gives the Tiger program significant size at 6-9 and 230 pounds ... has appeared in 67 career games, with 41 starts ... has 582 points and 404 rebounds to his credit ... signed a financial aid agreement with Clemson after official visit in December 2015 ... first player from the state of Texas to sign with Clemson ... majoring in parks, recreation & tourism management.

2017-18

Appeared in 35 games and made 32 starts during what was a career year for the junior from Dallas, Texas ... averaged a career-best 10.7 points and 8.1 rebounds per game ... the rebounds were good for ninth in the ACC ... posted nine double-doubles – the most by a Tiger since Trevor Booker also posted nine in 2009-10 ... collected two massive double-doubles during the season, the first of which was a 17-point, 15-rebound outing against Ohio in the Charleston Classic ... became the first Tiger to post at least 15 points and 15 rebounds since Trevor Booker did it nine years prior on the exact same day and in the exact same gym on Nov. 16, 2008 vs. Temple in the Charleston Classic ... also posted 26 points and 16 rebounds against Texas Southern becoming the first Tiger since Dale Davis nearly 37 years earlier on March 15, 1990 when Davis posted 26 and 17 against LaSalle in the NCAA Tournament ... posted double-digit rebounds on 12 occasions ... led the team in rebounding (8.1 per contest) ... led the Tigers in blocks with 79 total blocks and 2.3 per contest ... the 79 blocks were good for third in the ACC, while his 2.3 blocks per game were good for fourth ... became the first Tiger since Sharone Wright in 1993-94 to post at least 350 points, 275 rebounds and 75 blocks in the same season ... shot 61.9 percent (83-for-134) at the foul line after previously shooting 43.9 percent (29-for-66).

BEST GAMES, 2017-18

Posted a career-best 26 points and 16 rebounds in the same game during a win over Texas Southern ... during that game, finished an outstanding 10-for-11 from the field and 6-for-8 at the foul line ... first double-double of

the season came against Ohio in the Charleston Classic with 17 points and 15 rebounds ... nearly posted a double-double with 11 points and eight rebounds in a crucial road win at Ohio State in the ACC/Big Ten Challenge ... grabbed 10 boards in a two-point victory over No. 22 Florida in the Orange Bowl Classic ... secured a double-double with 12 points and 10 rebounds in

a five-point overtime victory over Louisville ... nearly topped career high in rebounds with 15 to go along with 13 points against Duke ... posted 18 points and 11 rebounds in a rout of Auburn in the Round of 32 of the NCAA Tournament.

2016-17



THOMAS' CAREER HIGHS

Points:	26 vs. Texas Southern, 11/24/17
Field Goals Made:	10 vs. Texas Southern, 11/24/17
Field Goal Attempts:	13 vs. Duke, 2/18/18
3-Pointers Made:	—
3-Point Attempts:	1 vs. Georgia Tech, 2/1/17
Free Throws Made:	8 at Syracuse, 3/3/18
Free Throw Attempts:	12 at Syracuse, 3/3/18
Rebounds:	16 vs. Texas Southern, 11/24/17
Offensive Rebounds:	7 vs. Duke, 2/18/18
Assists:	3 vs. many (6), last vs. Boston College, 3/8/18
Blocked Shots:	6 vs. NC State, 12/30/17; 6 vs. North Carolina, 1/30/18
Steals:	3 vs. South Carolina, 12/19/17; 3 vs. Louisville, 1/6/18
Minutes:	34 vs. Texas Southern, 11/24/17

THOMAS' CAREER STATISTICS

Year	GP-GS	Min/Avg	FG-FA	Pct	3FG-FA	Pct	FT-FTA	Pct	OR/Reb/Avg	A-T	BS-ST	Pf-D	Pts/Avg
2015-16*	8-0	79/9.9	12-19	.632	0-0	.000	6-18	.333	5/20/2.5	6-9	8-0	23-2	30/3.8
2016-17	24-9	405/16.9	78-135	.578	0-1	.000	23-48	.479	31/101/4.2	7-20	28-17	85-6	179/7.5
2017-18	35-32	874/25.0	145-259	.560	0-0	.000	83-134	.619	80/283/8.1	37-72	79-22	111-2	373/10.7
at Clemson	59-41	1279/21.7	223-394	.566	0-1	.000	106-182	.582	111/384/6.5	44-92	107-39	196-8	552/9.4
Totals	67-41	1358/20.3	235-413	.545	0-1	.000	112-200	.560	116/404/6.0	50-101	115-39	219-10	582/8.7

Note: * - Texas A&M University



ELIJAH THOMAS

Appeared in 24 games, with nine starts ... averaged 16.9 minutes per game ... fifth on the team with a scoring average of 7.5 points per game ... added 4.2 rebounds per contest ... shot 57.8 percent from the floor, the top figure by a first-year player at Clemson since Trevor Booker in 2006-07 ... blocked 28 shots, ranking second on the team behind Jaron Blossomgame ... led Clemson in rebounding in four contests ... scored double figures in seven games.

BEST GAMES, 2016-17

Top game was at Duke, where he produced 15 points and nine rebounds in 30 minutes of play ... made 5-7 field goals and free throws in that contest with the Blue Devils ... first career double-double came against Georgia Tech, he had 12 points and 10 rebounds in the Feb. 1 meeting ... also had a double-double at Miami, with 12 points and 11 rebounds ... posted 12 points and seven rebounds in big road win over top-25 South Carolina team, it was his second career game as a Tiger ... posted 12 points on 5-6 field goals, with five blocked shots, in win over UNC Wilmington ... scored 12 points at Virginia Tech, with nine rebounds in 21 minutes ... notched 10 points in ACC Tournament win over NC State and eight in the following game against Duke ... posted eight points and two steals in win at Wake Forest ... notched nine points and four blocks at Notre Dame ... tallied nine points, with four rebounds, two blocks and two steals, against a ranked Virginia team at home ... posted eight points on 4-5 shooting versus Wake Forest at home.

2015-16 (AT TEXAS A&M)

Appeared in eight games for a total of 79 minutes ... averaged 3.8 points and 2.5 rebounds per game off the bench ... made 12-19 field goals for a strong 63.2 percent clip ... posted season-high 11 points against USC Upstate in his first collegiate game ... notched six points and six rebounds against Southeastern Louisiana ... posted seven

points and two blocks in season-high 19 minutes against UNC Asheville.

BEFORE CLEMSON

Consensus top-50 prospect in the class of 2015 ... rated No. 29 overall and No. 2 in the state of Texas by Rivals.com ... rated No. 31 overall and No. 2 in Texas by ESPN ... rated No. 50 overall and No. 4 in Texas by Scout.com ... No. 6 center prospect in the class according to 247 Sports ... led Lancaster High School to AAAAA state championship, a first in school history ... all-state performer averaged 26 points and 14 rebounds per game as a senior ... scored career-high 49 points in 2015 against Seguin High ... averaged 22 points and 11 rebounds per game as a junior in 2013-14 ... had scholarship offers from a number of high-level Division I programs and took official visits initially to Texas A&M, LSU, Oklahoma State, Illinois and SMU ... born in Dallas, Texas.



THOMAS' GAME BY GAME, 2015-16 (AT TEXAS A&M)

Date	Opponent	Min	F-GA	3-3A	FT-FA	Of-RB	A-T	B-S	PF	Pts
11-13	USC Upstate	18	3-3	0-0	5-10	1-5	3-2	2-0	3	11
11-16	SE Louisiana	13	3-4	0-0	0-3	1-6	1-2	2-0	5	6
11-19	Texas A&M CC	13	2-5	0-0	0-0	1-3	1-0	0-0	5	4
11-21	UNC Asheville	19	3-5	0-0	1-5	1-2	1-1	2-0	3	7
11-25	vs. Texas	7	1-2	0-0	0-0	1-2	0-1	0-0	1	2
11-26	vs. Gonzaga	4	0-0	0-0	0-0	0-1	0-1	1-0	2	0
11-27	vs. Syracuse	3	0-0	0-0	0-0	0-0	0-2	1-0	3	0
12-2	FGCU	DNP								
12-5	Arizona State	2	0-0	0-0	0-0	0-1	0-0	0-0	1	0
12-12	Kansas State	DNP								
12-19	Baylor	DNP								
12-29	Cal Poly	DNP								
1-2	*Arkansas	DNP								
1-6	*at Mississippi St.	DNP								
1-9	*at Tennessee	DNP								
1-12	*Florida	DNP								
1-16	*at Georgia	DNP								
1-19	*LSU	DNP								
1-23	*Missouri	DNP								
1-27	*at Arkansas	DNP								
1-30	*Iowa State	DNP								
2-4	*at Vanderbilt	DNP								
2-6	*South Carolina	DNP								
2-10	*at Alabama	DNP								
2-13	*at LSU	DNP								
2-16	*Ole Miss	DNP								
2-20	*Kentucky	DNP								
2-24	*Mississippi St.	DNP								
2-27	*at Missouri	DNP								
3-1	*at Auburn	DNP								
3-5	*Vanderbilt	DNP								
3-11	vs. Florida (SEC)	DNP								
3-12	vs. LSU (SEC)	DNP								
3-13	vs. Kentucky (SEC)	DNP								
3-20	vs. UNI (NCAA)	DNP								
3-24	vs. Oklahoma (NCAA)	DNP								
Totals		79	12-19	0-0	6-18	5-20	6-9	8-0	23	30

ELIJAH THOMAS



THOMAS VS. 2018-19 OPPONENTS

Opponent	G-GS	Min	FG	3-PT	FT-FTA	Of-Rb	A-T	B-S	Pts	Avg
Boston College	3-2	66	12-19	0-0	6-8	5-20	3-6	3-1	30	10.0
Duke	2-1	59	10-20	0-0	8-11	9-24	4-0	5-0	28	14.0
Florida State	4-4	75	9-14	0-0	7-12	4-18	1-8	6-3	25	6.3
Georgia Tech	4-3	77	15-31	0-1	8-16	7-24	1-5	5-3	38	9.5
Louisville	2-1	40	7-15	0-0	0-1	5-15	1-7	5-5	14	7.0
Miami	2-2	43	8-13	0-0	2-6	5-17	1-3	2-1	18	9.0
North Carolina	3-2	68	12-25	0-0	8-20	5-14	2-5	9-0	32	10.7
NC State	4-2	69	14-27	0-0	4-4	7-22	2-5	9-0	32	8.0
Notre Dame	2-1	50	8-14	0-0	1-2	1-10	0-1	7-2	17	8.5
Pittsburgh	2-2	53	7-17	0-0	0-0	5-18	3-4	4-0	14	7.0
South Carolina	2-1	55	8-12	0-0	4-8	5-13	1-2	6-4	20	10.0
Syracuse	2-2	43	6-9	0-0	9-14	4-8	0-3	3-3	21	10.5
Virginia	2-1	38	5-11	0-0	1-4	5-8	3-3	3-3	11	5.5
Virginia Tech	3-2	61	15-19	0-0	3-6	8-23	1-2	3-0	33	11.0
Wake Forest	3-2	58	10-19	0-0	1-1	1-9	2-3	2-4	21	7.0



THOMAS' GAME BY GAME, 2016-17

Date	Opponent	Min	F-FGA	3-3A	FT-FA	Of-RB	A-T	B-S	PF	Pts
11-11	Georgia	DNP								
11-17	vs. Davidson	DNP								
11-18	vs. Xavier	DNP								
11-20	vs. Oklahoma	DNP								
11-25	High Point	DNP								
11-30	Nebraska	DNP								
12-4	Coppin State	DNP								
12-10	Mercer	DNP								
12-13	SC State	DNP								
12-18	at Alabama	11	2-2	0-0	1-4	1-3	0-0	0-1	3	5
12-21	at South Carolina	26	4-6	0-0	4-6	2-7	0-0	1-1	4	12
12-28	UNC Wilmington	12	5-6	0-0	2-3	0-1	0-0	5-0	3	12
12-31	at Wake Forest	16	4-6	0-0	0-0	0-0	0-1	0-2	5	8
1-3	North Carolina	12	2-5	0-0	1-2	1-2	0-1	2-0	3	5
1-7	at Notre Dame	23	4-6	0-0	1-2	0-3	0-0	4-1	3	9
1-12	at Georgia Tech	12	2-4	0-0	0-1	0-2	0-0	2-1	4	4
1-14	Virginia	23	4-8	0-0	1-4	2-4	2-0	2-2	3	9
1-19	at Louisville	16	1-4	0-0	0-1	0-5	0-3	0-2	6	2
1-22	Virginia Tech	11	4-4	0-0	1-2	0-4	0-0	0-0	2	9
1-28	*at Pittsburgh	30	2-7	0-0	0-0	2-7	0-3	1-0	5	4
2-1	*Georgia Tech	21	5-10	0-1	2-5	3-10	1-1	1-1	5	12
2-5	*at Florida State	17	2-2	0-0	0-1	0-1	0-3	1-1	3	4
2-7	*Syracuse	13	1-4	0-0	1-2	1-2	0-2	1-1	2	3
2-11	*at Duke	30	5-7	0-0	5-7	2-9	1-0	2-0	3	15
2-14	*Wake Forest	15	4-5	0-0	0-0	0-2	0-1	2-1	5	8
2-18	*at Miami	24	5-8	0-0	2-5	5-11	1-0	0-1	2	12
2-21	*at Virginia Tech	21	6-10	0-0	0-0	5-9	0-0	0-0	3	0
2-25	*Florida State	9	1-1	0-0	0-0	0-1	0-0	0-1	4	2
3-1	NC State	14	3-5	0-0	0-0	3-4	1-1	0-0	2	6
3-4	Boston College	9	3-4	0-0	0-1	0-4	0-1	0-0	2	6
3-7	vs. NC State (ACC)	16	5-10	0-0	0-0	2-4	0-0	1-0	4	10
3-8	vs. Duke (ACC)	15	3-9	0-0	2-2	2-4	0-2	1-0	5	8
3-14	Oakland (NIT)	9	1-2	0-0	0-0	0-2	1-1	2-1	4	2
Totals		405	78-135	0-1	23-48	31-101	7-20	28-17	85	179

ELIJAH THOMAS

THOMAS' GAME BY GAME, 2017-18

Date	Opponent	Min	F-FGA	3-3A	FT-FA	Of-RB	A-T	B-S	PF	Pts
11-10	Western Carolina	16	4-4	0-0	3-4	1-5	0-3	2-2	2	11
11-12	N.C. A&T	17	6-9	0-0	1-2	2-9	3-0	0-0	3	13
11-16	vs. Ohio	32	6-10	0-0	5-8	4-15	3-1	1-1	0	17
11-17	vs. Hofstra	18	2-3	0-0	1-1	1-4	2-2	3-1	3	5
11-19	vs. Temple	24	3-7	0-0	0-0	1-6	0-7	1-1	2	6
11-24	Texas Southern	34	10-11	0-0	6-8	4-16	0-3	4-1	4	26
11-29	at Ohio State	31	4-6	0-0	3-3	0-8	0-1	4-0	2	11
12-3	UNC Asheville	18	4-5	0-0	1-2	1-5	1-3	0-0	3	9
12-9	Samford	30	3-4	0-0	5-10	4-11	1-2	1-0	2	11
12-16	vs. Florida	21	2-8	0-0	0-0	3-10	1-3	3-1	3	4
12-19	South Carolina	29	4-6	0-0	0-2	3-6	1-2	5-3	1	8
12-22	Louisiana-Lafayette	25	6-11	0-0	3-4	2-5	1-3	4-1	4	15
12-30	*NC State	24	4-7	0-0	2-2	2-10	1-1	6-0	3	10
1-3	*at Boston College	27	6-9	0-0	4-5	2-4	0-3	1-0	4	16
1-6	*Louisville	24	6-11	0-0	0-0	5-10	1-4	5-3	4	12
1-11	*at NC State	15	2-5	0-0	2-2	0-4	0-3	2-0	4	6
1-13	*Miami	19	3-5	0-0	0-1	0-6	0-3	2-0	4	6
1-16	*at North Carolina	27	7-9	0-0	2-7	2-6	2-1	1-0	5	16
1-20	*Notre Dame	27	4-8	0-0	0-0	1-7	0-1	3-1	3	8
1-23	*at Virginia	15	1-3	0-0	0-0	3-4	1-3	1-1	1	2
1-28	*at Georgia Tech	19	4-10	0-0	1-1	3-5	0-0	0-0	5	9
1-30	*North Carolina	29	3-11	0-0	5-11	2-6	0-3	6-0	4	11
2-3	*at Wake Forest	27	2-8	0-0	1-1	1-7	2-1	0-1	4	5
2-8	*Pittsburgh	23	5-10	0-0	0-0	3-11	3-1	3-0	3	10
2-14	*at Florida State	25	2-3	0-0	4-6	1-9	1-3	1-0	4	8
2-18	*Duke	29	5-13	0-0	3-4	7-15	3-0	3-0	3	13
2-21	*at Virginia Tech	30	5-5	0-0	2-4	3-10	1-2	3-0	4	12
2-24	*Georgia Tech	25	4-7	0-0	5-9	1-7	0-2	2-1	4	13
2-28	*Florida State	24	4-8	0-0	3-6	3-8	0-2	0-0	4	11
3-3	*at Syracuse	30	5-5	0-0	8-12	3-6	0-1	2-2	4	18
3-8	vs. Boston College (ACC)	30	3-6	0-0	2-2	3-12	3-2	2-1	4	8
3-9	vs. Virginia (ACC)	26	5-8	0-0	5-7	2-7	0-4	0-0	4	15
3-16	vs. NMSU (NCAA)	30	2-7	0-0	2-3	2-10	2-1	2-0	3	6
2-18	vs. Auburn (NCAA)	27	7-10	0-0	4-7	3-11	2-0	3-1	2	18
3-23	vs. Kansas (NCAA)	27	2-7	0-0	0-0	2-8	2-1	3-0	4	4
Totals		874	145-259	0-0	83-134	80-283	37-72	79-22	111	373



JAVAN WHITE



GRADUATE • FORWARD
6-10 • 227
#35 • AMES, IOWA
AMES HS
ORAL ROBERTS UNIVERSITY



OVERVIEW

Comes to Clemson as its second graduate transfer in program history via Oral Roberts University where he competed on the court for two seasons ... one of two frontcourt transfers for the Tigers during the summer of 2018 ... known as a terrific rebounder and relentless athletic finisher around the rim, his size should him to be an immediate impact in the frontcourt in 2018-19.

2017-18 (AT ORAL ROBERTS)

Played in all 32 games, starting the final 29 ... averaged a team-best 9.0 rebounds per game to go with 10.2 points per game ... had a career-high 20 rebounds against Little Rock ... finished top-15 in the country in offensive rebounds per game (3.53) ... grabbed 10 or more rebounds in 16 games during the season, including nine of 11 games at the end of non-conference play which carried over into Summit League action ... posted a team-best nine double-doubles, including two 20/10 games ... scored a career-high 25 points against Florida Gulf Coast and also had 24 points against UNLV ... blocked a season-high three shots against South Dakota State and had three steals in three different games.

2016-17 (AT ORAL ROBERTS)

Redshirted.

2015-16 (AT ORAL ROBERTS)

Overcame an early season knee injury to play in 23 games with five starts ... averaged 4.3 points and 3.7 rebounds per game, including a 10-rebound effort at North Dakota State ... scored a season-high 16 points against South Dakota State – finishing a perfect 7-for-7 from the field and 2-for-2 from the charity stripe ... season-best three blocks in a game on three occasions ... shot 48.0 (41-for-85) percent from the field for the season.

PREP CAREER

Played at Ames High School ... averaged 10.7 points, 6.3 rebounds and 2.0 blocks per game as a junior and upped it to 13.9 points, 10.7 rebounds and 3.4 blocks per game as a senior ... graduated as an honor student from Ames ... helped team reach the state tournament ... named first-team all-conference and second-team all-state ... broke Harrison Barnes' blocks record (94) by swatting 127 shots.



WHITE'S CAREER HIGHS

Points:	25 at FGCU, 12/16/17
Field Goals Made:	11 at FGCU, 12/16/17
Field Goal Attempts:	17 vs. UNLV, 12/5/17
3-Pointers Made:	2 vs. Missouri State, 12/10/17
3-Point Attempts:	3 vs. UNLV, 12/5/17
Free Throws Made:	7 vs. South Dakota, 2/14/18
Free Throw Attempts:	8 vs. South Dakota, 2/14/18
Rebounds:	20 at Little Rock, 12/2/17
Offensive Rebounds:	10 vs. UNLV, 12/5/17
Assists:	4 at Little Rock, 12/2/17
Blocked Shots:	3 vs. South Dakota State, 2/10/18
Steals:	3 vs. many (3), last at Omaha, 2/22/18
Minutes:	45 at Little Rock, 12/2/17

WHITE'S CAREER STATISTICS

Year	GP-GS	Min/Avg	FG-FA	Pct	3FG-FA	Pct	FT-FTA	Pct	OR/Reb/Avg	A-T	BS-ST	Pf-D	Pts/Avg
2015-16*	23-5	300/13.0	41-85	.482	0-1	.000	16-24	.667	29/86/3.7	12-21	22-6	58-2	98/4.3
2016-17*	Redshirted												
2017-18*	32-29	881/27.5	132-257	.514	6-15	.400	57-103	.553	113/287/9.0	43-50	21-30	76-1	327/10.2
Totals	55-34	1181/21.5	173-342	.506	6-16	.375	73-127	.575	142/373/6.8	55-71	43-36	134-3	425/7.7


Note: * - Oral Roberts University



JAVAN WHITE

WHITE'S GAME BY GAME, 2015-16 (AT ORAL ROBERTS)


Date	Opponent	Min	F-FGA	3-3A	FT-FA	Of-RB	A-T	B-S	PF	Pts
11-2	Rogers State	DNP								
11-7	Central Oklahoma	DNP								
11-13	Missouri State	DNP								
11-16	at South Carolina	DNP								
11-20	vs. UT Martin	DNP								
11-21	vs. James Madison	DNP								
11-22	vs. Florida International	DNP								
11-25	Tabor	DNP								
11-29	Detroit	DNP								
12-1	at New Mexico	DNP								
12-5	at Tulsa	5	0-0	0-0	2-2	0-4	0-2	0-0	1	2
12-9	John Brown	19	5-11	0-1	1-2	3-6	4-0	1-0	2	11
12-12	at Oklahoma	11	1-3	0-0	0-0	2-2	0-0	1-0	4	2
12-16	at Missouri State	8	0-2	0-0	0-0	1-2	1-1	0-0	2	0
12-19	at LSU	22	2-3	0-0	0-0	0-4	1-2	3-0	4	4
12-21	at New Mexico State	10	0-2	0-0	0-0	0-1	0-0	0-0	3	0
12-30	*at Fort Wayne	13	1-1	0-0	0-0	0-2	0-0	1-0	0	2
1-3	*South Dakota	11	3-6	0-0	1-2	2-2	0-1	2-1	2	7
1-6	*at Denver	9	0-1	0-0	1-2	0-2	0-2	0-0	4	1
1-9	*North Dakota State	2	0-0	0-0	0-0	0-0	0-0	1-0	1	0
1-14	*at IUPUI	14	0-3	0-0	0-0	2-4	0-1	0-1	1	0
1-16	*at Western Illinois	7	2-3	0-0	1-3	1-1	0-0	0-0	4	5
1-21	*South Dakota State	22	7-7	0-0	2-2	2-7	0-2	3-1	1	16
1-23	*Omaha	23	4-7	0-0	2-2	5-8	1-3	2-2	5	10
1-28	*Fort Wayne	19	1-4	0-0	1-2	0-6	0-1	1-0	3	3
2-4	*at North Dakota State	26	3-5	0-0	0-0	2-10	1-0	1-0	1	6
2-6	*at South Dakota	15	1-4	0-0	1-1	2-5	1-3	3-0	5	3
2-11	*IUPUI	3	0-0	0-0	0-0	0-1	0-0	0-0	1	0
2-13	*Western Illinois	6	0-0	0-0	1-2	0-1	0-1	1-0	2	1
2-19	*Denver	8	0-1	0-0	0-0	1-4	1-0	0-0	0	0
2-25	*at Omaha	15	4-8	0-0	3-4	5-8	2-1	1-0	4	11
2-27	*at South Dakota State	14	1-6	0-0	0-0	1-2	0-1	0-0	4	2
3-5	vs. South Dakota State	18	6-8	0-0	0-0	0-4	0-0	1-1	4	12
Totals		300	41-85	0-1	16-24	29-86	12-21	22-6	58	98



WHITE'S GAME BY GAME, 2017-18 (AT ORAL ROBERTS)

Date	Opponent	Min	F-FGA	3-3A	FT-FA	Of-RB	A-T	B-S	PF	Pts
11-10	Avila	24	4-9	0-0	1-1	4-12	2-0	2-0	1	9
11-13	at Tulsa	20	3-5	0-0	4-6	1-4	0-4	2-1	4	10
11-16	at Oklahoma State	19	1-7	0-0	1-2	0-2	2-3	1-0	2	3
11-20	vs. Montana	17	1-6	0-0	1-2	3-5	1-3	0-0	3	3
11-21	at Pepperdine	20	4-5	1-1	3-4	2-4	1-4	1-1	3	12
11-24	at Penn State	27	1-6	0-1	0-1	2-4	2-2	0-2	3	2
11-27	Oakland	20	2-5	0-0	2-3	1-5	2-1	0-0	5	6
11-29	at Kansas State	33	7-12	0-0	0-2	6-11	0-0	1-1	3	14
12-2	at Little Rock	45	8-13	0-1	2-7	4-20	4-3	1-1	3	18
12-5	vs. UNLV	32	9-17	1-3	5-7	10-12	3-1	1-3	3	24
12-8	Southern Nazarene	33	3-5	0-0	5-8	5-11	2-3	0-0	2	11
12-10	Missouri State	33	5-7	2-2	2-6	1-6	1-1	1-1	3	14
12-16	at FGCU	38	11-14	0-1	3-5	5-11	0-2	0-0	2	25
12-19	at Arkansas	32	2-5	0-0	0-0	6-16	3-3	0-0	1	4
12-21	at Minnesota	22	4-7	0-1	0-0	4-8	2-1	0-0	3	8
12-30	*Omaha	33	4-5	0-0	1-5	4-12	0-1	0-2	1	9
1-4	*Fort Wayne	22	6-8	0-0	1-3	5-12	3-1	0-1	3	13
1-6	*Western Illinois	30	4-11	0-1	3-3	5-12	1-1	0-3	2	11
1-11	*at South Dakota State	35	6-11	0-0	1-2	3-8	1-1	0-1	2	13
1-13	*at North Dakota State	27	2-7	0-0	3-4	7-8	0-1	1-1	3	7
1-17	*at South Dakota	28	3-7	0-0	1-1	3-10	2-3	2-2	1	7
1-20	*Denver	17	1-3	0-0	0-0	0-4	1-1	0-0	4	2
1-23	ETBU	24	4-8	0-0	3-5	4-8	0-0	1-0	0	11
1-27	Nebraska Christian	19	4-5	0-0	0-0	1-5	3-0	0-2	0	8
2-1	*at Fort Wayne	24	3-6	0-0	0-0	1-7	1-2	0-1	2	6
2-3	*at Western Illinois	24	2-9	1-2	2-4	4-11	1-0	1-1	2	7
2-8	*North Dakota State	26	3-6	0-0	2-6	4-13	2-2	1-1	4	8
2-10	*South Dakota State	29	4-9	0-1	0-1	5-9	0-2	3-1	3	8
2-14	*South Dakota	28	4-11	0-0	7-8	6-11	0-2	1-0	2	15
2-18	*at Denver	34	8-12	1-1	2-3	0-4	0-0	0-0	4	19
2-22	*at Omaha	31	6-7	0-0	2-2	5-12	3-2	0-3	1	14
3-4	vs. Denver	35	3-9	0-0	0-2	2-10	0-0	1-1	3	6
Totals		881	132-257	6-15	57-103	113-287	43-50	21-30	76	327

JONATHAN BAEHRE



R-JUNIOR • FORWARD
6-10 • 214
#1 • WIESBADEN, GERMANY
WILKINSON COUNTY HS
UNC ASHEVILLE



OVERVIEW

One of two frontcourt transfers during the summer of 2018 ... versatile frontcourt player who can play multiple positions and effect the game in many ways ... ability to stretch the floor by making threes and a solid touch around the rim ... will become eligible for the 2019-20 season ... sitting out 2018-19 due to NCAA transfer eligibility rules.

2017-18 (AT UNC ASHEVILLE)

Appeared in all 34 games, while making 21 starts ... averaged 7.4 points, 4.6 rebounds and 1.8 blocks per game as a sophomore ... the 1.8 blocks per contest was third-best in the Big South Conference ... scored in double-figures on 10 occasions ... finished top-20 in the Big South in offensive rebounds (1.6) and rebounding (4.6) ... finished the season with three double-doubles ... was strong in a NIT loss to USC, finishing with 28 points and 14 rebounds ... posted 16 points and 13 rebounds in the Bulldogs' conference title clinching win over Winthrop ... also posted 13 points and 10 rebounds against Milligan on Dec. 10.

2016-17 (AT UNC ASHEVILLE)

Appeared in 11 games as a freshman ... averaged 2.1 points and 1.5 rebounds per contest ... played in a season-high 17 minutes against Presbyterian on Feb. 15 ... scored season-high five points against Campbell on Feb. 18 ... grabbed a season-high six rebounds against Longwood on Feb. 11.

PREP CAREER

Grew up and played in Hessen, Germany, before moving to Georgia and playing his senior high school season at Wilkinson County High School in Irwinton, Ga. ... won a Georgia High School Association (GHSA) Division A state championship, was named Co-MVP of the title game ... named to the all-state team in Hessen, Germany in 2013 ... received an invitation to the U-18 German National team tryouts in 2013.



BAEHRE'S CAREER HIGHS

Points:	28 at USC, 3/13/18
Field Goals Made:	11 at USC, 3/13/18
Field Goal Attempts:	17 at USC, 3/13/18
3-Pointers Made:	4 at USC, 3/13/18
3-Point Attempts:	6 at USC, 3/13/18
Free Throws Made:	4 vs. Liberty, 2/15/18
Free Throw Attempts:	4 vs. Presbyterian, 2/15/17; 4 vs. Liberty, 2/15/18
Rebounds:	14 at USC, 3/13/18
Offensive Rebounds:	6 vs. USC Upstate, 11/29/17
Assists:	4 vs. Milligan, 12/10/17; 4 vs. Western Carolina, 12/17/17
Blocked Shots:	5 vs. many (3), last at USC, 3/13/18
Steals:	3 vs. Western Carolina, 12/17/17
Minutes:	42 vs. USC, 3/13/18

BAEHRE'S CAREER STATISTICS

Year	GP-GS	Min/Avg	FG-FA	Pct	3FG-FA	Pct	FT-FTA	Pct	OR/Reb/Avg	A-T	BS-ST	Pf-D	Pts/Avg
2016-17*	11-0	82/7.5	9-19	.474	1-3	.333	4-9	.444	9/17/1.5	5-5	3-3	9-0	23/2.1
2017-18*	34-21	741/21.8	103-191	.539	25-67	.373	21-26	.808	54/157/4.6	33-39	61-22	92-4	252/7.4
Totals	43-21	823/19.1	112-210	.533	26-70	.371	25-35	.714	63/174/4.1	38-44	64-25	101-4	275/6.4

Note: * - UNC Asheville



JONATHAN BAEHRE

BAEHRE'S GAME BY GAME, 2016-17 (AT UNC ASHEVILLE)

Date	Opponent	Min	F-FGA	3-3A	FT-FA	Of-RB	A-T	B-S	PF	Pts
11-11	at VCU	DNP								
11-14	at Georgia	1	0-0	0-0	0-0	0-1	0-0	0-0	0	0
11-17	at USC Upstate	2	0-1	0-0	0-0	0-1	0-0	0-0	0	0
11-19	Brevard	5	1-2	0-1	0-0	0-0	0-1	1-0	2	2
11-20	Siena	DNP								
11-22	at Furman	DNP								
11-25	at Kansas	3	0-0	0-0	0-1	0-0	0-0	0-0	0	0
12-3	at Coastal Carolina	DNP								
12-6	at Elon	DNP								
12-10	Warren Wilson	13	2-3	0-0	0-0	2-3	1-0	0-0	3	4
12-17	Western Carolina	DNP								
12-19	UNCG	DNP								
12-22	at Ohio State	DNP								
12-29	*at Radford	DNP								
12-31	*Gardner-Webb	DNP								
1-3	*at Liberty	DNP								
1-7	*High Point	DNP								
1-11	*Longwood	2	0-0	0-0	0-0	0-0	0-0	0-0	0	0
1-14	*at Charleston So.	DNP								
1-19	*at Winthrop	DNP								
1-26	*at Presbyterian	3	1-1	0-0	0-0	0-0	0-0	0-0	0	2
1-28	*Radford	DNP								
2-1	*Charleston So.	DNP								
2-4	*at High Point	DNP								
2-9	*Winthrop	DNP								
2-11	*at Longwood	16	1-2	0-0	1-2	3-6	2-2	1-0	2	3
2-15	*Presbyterian	17	1-4	0-0	2-4	1-2	2-0	1-2	1	4
2-18	*at Campbell	15	2-3	0-0	1-2	2-2	0-2	0-1	0	5
2-23	*at Gardner-Webb	5	1-3	1-2	0-0	1-2	0-0	0-0	1	3
2-25	*Liberty	DNP								
3-2	vs. Campbell (Big South)	DNP								
3-16	at UT Martin (CIT)	DNP								
Totals		82	9-19	1-3	4-9	9-17	5-5	3-3	9	23



BAEHRE'S GAME BY GAME, 2017-18 (AT UNC ASHEVILLE)

Date	Opponent	Min	F-FGA	3-3A	FT-FA	Of-RB	A-T	B-S	PF	Pts
11-10	at Rhode Island	21	0-3	0-1	0-2	1-4	0-4	2-0	2	0
11-13	Lees-McRae	17	4-7	0-0	0-0	3-7	1-0	0-0	2	8
11-17	at Vanderbilt	14	2-2	1-1	0-0	0-2	2-1	2-0	2	5
11-19	at Austin Peay	16	1-2	0-1	0-0	1-4	0-1	2-0	2	2
11-22	Monmouth	20	0-5	0-2	0-0	4-6	1-2	2-1	1	0
11-26	Wofford	23	4-6	3-4	1-2	1-5	0-0	1-1	1	12
11-29	USC Upstate	25	6-11	1-2	0-0	6-8	0-0	4-1	1	13
12-3	at Clemson	24	4-6	1-1	0-0	2-5	0-1	1-0	3	9
12-5	at Furman	13	2-2	0-0	0-0	0-2	0-1	0-0	2	4
12-10	Milligan	25	3-6	1-1	6-6	4-10	4-1	4-1	0	13
12-17	vs. Western Carolina	25	4-6	1-3	0-0	0-1	4-1	3-3	1	9
12-19	at UNCG	22	0-0	0-0	1-2	1-2	0-1	0-0	3	1
12-22	at Saint Mary's (CA)	13	2-4	0-2	0-0	1-2	0-0	0-1	3	4
12-30	*Campbell	17	1-3	0-2	0-0	0-1	0-0	1-0	0	2
1-3	*at High Point	25	2-4	1-2	0-0	2-6	2-2	3-0	1	5
1-6	*at Radford	20	4-6	1-2	0-0	0-0	1-3	1-1	4	9
1-9	*Longwood	16	5-6	2-2	0-0	2-4	1-3	1-0	4	12
1-12	*at Presbyterian	21	3-7	0-2	1-2	1-2	1-1	1-0	3	7
1-15	*Charleston So.	21	2-5	1-2	0-0	2-4	1-0	2-0	3	5
1-18	*at Winthrop	22	1-7	0-3	0-0	1-3	1-0	2-2	3	2
1-21	*at Liberty	26	1-1	1-1	0-0	0-9	0-0	1-0	4	3
1-24	*Gardner-Webb	16	3-4	0-1	2-2	1-2	2-2	1-1	4	8
1-27	*High Point	29	3-6	0-3	0-0	4-6	3-2	4-1	5	6
2-1	*at Campbell	15	0-2	0-1	0-0	0-4	1-1	0-0	1	0
2-3	*Presbyterian	30	5-8	1-2	0-0	3-8	1-1	5-1	1	11
2-7	*at Longwood	31	9-12	1-2	0-0	2-7	0-1	1-2	4	19
2-10	*Radford	26	2-5	0-2	1-1	1-4	0-2	1-0	3	5
2-15	*Liberty	27	3-4	1-1	4-4	2-3	1-2	2-1	5	11
2-18	*at Charleston So.	20	3-4	1-1	0-0	1-2	1-1	2-0	5	7
2-22	*Winthrop	33	7-11	2-3	0-0	5-13	2-2	5-1	5	16
2-24	*at Gardner-Webb	19	2-11	0-8	0-0	0-4	1-1	1-0	4	4
3-1	vs. Charleston So. (Big South)	13	4-5	1-2	1-1	0-1	0-0	1-0	4	10
3-2	vs. Liberty (Big South)	14	0-3	0-1	2-2	0-2	0-0	0-2	4	2
3-13	at USC (NIT)	42	11-17	4-6	2-2	3-14	2-2	5-2	2	28
Totals		741	103-191	25-67	21-26	54-157	33-39	61-22	92	252

ANTHONY OLIVER II



RS-SOPHOMORE • GUARD

6-5 • 198

#21 • BIRMINGHAM, ALA.

DANIEL HS (S.C.)



OVERVIEW

Showed improvement over his first season at Clemson last year ... appeared in 19 games for the Tigers – averaged 7.2 minutes per contest ... athletic wing who provides distance shooting off the bench ... member of the 2017 signing class who enrolled early in January ... redshirted the 2016-17 season, but went through practice with the Tigers in the spring semester and fully participated in workouts with strength & conditioning coach Mike Bewley ... son of Audra Smith, former Clemson women's basketball head coach and current South Carolina State women's basketball head coach, and Anthony Oliver, both former Virginia players ... Anthony was captain of the Cavaliers' 1992 NIT Championship team, and posted 858 points and 113 steals in his career ... Smith played on three Final Four teams at Virginia ... uncle, Daryl, was an associate head women's coach at Clemson as well.

2017-18

Appeared in 19 games all coming off of the bench for Clemson ... averaged 2.1 points and 1.4 rebounds per game ... played in 7.2 minutes per contest ... scored 40 points and grabbed 26 rebounds while posting six steals and five assists ... finished 81.8 percent at the foul line on 11 attempts ... shot 34.6 percent from behind the arc and 31.4 percent from the field ... made five of his last 12 three-point shots.

BEST GAMES, 2017-18

Played a career-high 20 minutes in the season opener against Western Carolina, scoring five points and grabbing four rebounds ... best shooting game came in the ACC Tournament against Boston College ... finished 3-for-4 from the field, including a perfect 3-for-3 on 3-pointers for a career-best nine points off the bench ... scored six points and grabbed six rebounds against Auburn in the second round of the NCAA Tournament ... the six rebounds were a career-best.

2016-17

Redshirted at Clemson.

BEFORE CLEMSON

Four-star prospect according to ESPN, Rivals and Scout ... first-team All-State at the AAA level at nearby Daniel High School in 2015-16, when he averaged 21.3 points per game ... averaged 21.6 points per game as a junior in 2014-15 ... standout on the AAU circuit in the summer of 2016, which included a stint with the U.S. Select Team at the adidas Eurocamp in Italy ... averaged 12.7 points per game at Eurocamp ... competed in adidas Nations in Los Angeles, averaging 10.8 points per game over five contests ... shot 43 percent from three (12-28) in the event ... averaged 11.4 points per game over seven

contests at the adidas 17U Summer Championships ... made 14 three-point goals ... averaged 12.5 points per game over the Gauntlet Series in Spartanburg, S.C., including a 45-percent mark from long range ... one of his AAU coaches in high school was Austin Reid, a former manager for the Tigers under Brad Brownell.



OLIVER'S CAREER HIGHS

Points:	9 vs. Boston College, 3/8/18
Field Goals Made:	3 vs. Boston College, 3/8/18
Field Goal Attempts:	5 vs. Auburn, 3/18/18
3-Pointers Made:	3 vs. Boston College, 3/8/18
3-Point Attempts:	5 vs. Auburn, 3/18/18
Free Throws Made:	3 at Syracuse, 3/3/18
Free Throw Attempts:	3 vs. many (3), last at Syracuse, 3/3/18
Rebounds:	6 vs. Auburn, 3/18/18
Offensive Rebounds:	1 vs. many (5), last vs. Auburn, 3/18/18
Assists:	2 vs. Western Carolina, 11/10/17
Blocked Shots:	—
Steals:	1 vs. many (6), last vs. Kansas, 3/23/18
Minutes:	20 vs. Western Carolina, 11/10/17

OLIVER'S CAREER STATISTICS

Year	GP-GS	Min/Avg	FG-FA	Pct	3FG-FA	Pct	FT-FTA	Pct	OR/Reb/Avg	A-T	BS-ST	Pf-D	Pts/Avg
2016-17													
2017-18	19-0	137/7.2	11-35	.314	9-26	.346	9-11	.818	5/26/1.4	0-5	0-6	15-0	40/2.1
Totals	19-0	137/7.2	11-35	.314	9-26	.346	9-11	.818	5/26/1.4	0-5	0-6	15-0	40/2.1



ANTHONY OLIVER II

OLIVER'S GAME BY GAME, 2017-18

Date	Opponent	Min	F-FGA	3-3A	FT-FA	Of-RB	A-T	B-S	PF	Pts
11-10	Western Carolina	20	1-4	1-2	2-3	0-4	2-1	0-0	2	5
11-12	N.C. A&T	15	0-2	0-1	0-0	0-0	1-1	0-1	0	0
11-16	vs. Ohio	17	0-2	0-2	0-0	0-2	1-0	0-0	1	0
11-17	vs. Hofstra	2	1-3	1-2	0-0	1-2	0-0	0-0	1	3
11-19	vs. Temple	DNP								
11-24	Texas Southern	9	0-1	0-1	0-0	1-2	0-1	0-0	2	0
11-29	at Ohio State	2	0-0	0-0	0-0	0-0	0-1	0-0	1	0
12-3	UNC Asheville	9	1-2	0-0	2-3	0-1	0-0	0-0	2	4
12-9	Samford	7	1-3	1-3	0-0	1-2	0-0	0-1	1	3
12-16	vs. Florida	DNP								
12-19	South Carolina	DNP								
12-22	Louisiana-Lafayette	3	1-1	1-1	0-0	0-2	0-0	0-1	0	3
12-30	*NC State	DNP								
1-3	*at Boston College	DNP								
1-6	*Louisville	DNP								
1-11	*at NC State	DNP								
1-13	*Miami	DNP								
1-16	*at North Carolina	1	0-1	0-1	2-2	0-0	0-0	0-1	0	2
1-20	*Notre Dame	DNP								
1-23	*at Virginia	3	0-0	0-0	0-0	0-0	0-0	0-0	0	0
1-28	*at Georgia Tech	DNP								
1-30	*North Carolina	DNP								
2-3	*at Wake Forest	DNP								
2-8	*Pittsburgh	2	1-2	0-0	0-0	1-2	0-0	0-0	0	2
2-14	*at Florida State	DNP								
2-18	*Duke	DNP								
2-21	*at Virginia Tech	DNP								
2-24	*Georgia Tech	DNP								
2-28	*Florida State	0	0-0	0-0	0-0	0-0	0-0	0-0	0	0
3-3	*at Syracuse	5	0-1	0-1	3-3	0-0	0-1	0-0	1	3
3-8	vs. Boston College (ACC)	8	3-4	3-3	0-0	0-1	0-0	0-0	0	9
3-9	vs. Virginia (ACC)	6	0-2	0-2	0-0	0-1	0-0	0-0	3	0
3-16	vs. NMSU (NCAA)	10	0-1	0-1	0-0	0-1	1-0	0-1	1	0
2-18	vs. Auburn (NCAA)	9	2-5	2-5	0-0	1-6	0-0	0-0	0	6
3-23	vs. Kansas (NCAA)	9	0-1	0-1	0-0	0-0	0-0	0-1	0	0
Totals		137	11-35	9-26	9-11	5-26	5-5	0-6	15	40

OLIVER VS. 2018-19 OPPONENTS

Opponent	G-GS	Min	FG	3-PT	FT-FTA	Of-Rb	A-T	B-S	Pts	Avg
Boston College	1-0	8	3-4	3-3	0-0	0-1	0-0	0-0	9	9.0
Florida State	1-0	0	0-0	0-0	0-0	0-0	0-0	0-0	0	0.0
North Carolina	1-0	1	0-1	0-1	2-2	0-0	0-0	0-1	2	2.0
Pittsburgh	1-0	2	1-2	0-0	0-0	1-2	0-0	0-0	2	2.0
Syracuse	1-0	5	0-1	0-1	3-3	0-0	0-1	0-0	3	3.0
Virginia	1-0	3	0-0	0-0	0-0	0-0	0-0	0-0	0	0.0



AAMIR SIMMS



SOPHOMORE • FORWARD
6-7 • 248
#25 • PALMYRA, VA.
BLUE RIDGE SCHOOL



OVERVIEW

In second season at Clemson on Clemson's Sweet 16 team after appearing in 34 total games and making 12 starts ... provided excellent size and athleticism on both ends of the floor to make an impact both offensively and defensively ... expanding his skill set to provide outside shooting to pair with his inside game ... one of two frontcourt signees in the 2017 signing class ... rated a consensus four-star prospect ... played two seasons at Blue Ridge School ... recruited by assistant coach Steve Smith.

Episcopal School ... team MVP as a senior when he went over 1,000 career points in three seasons ... MVP of the Bullis Holiday Classic and Joe Miller Invitational ... posted 18 points in the championship game against Word of God ... MVP of the Central Virginia All-Star Game, when he tallied 16 points ... played freshman year at Fluvanna County High School, where he scored 377 points ... coached by Cade Lemcke at Blue Ridge, helping team to a 75-10 record in three seasons.

2017-18

Appeared in 34 games and made 12 starts last season ... limited action off the bench in the early going, but stepped into a starting role following the tragic season-ending injury of senior Donte Grantham ... averaged 15.4 minutes per game for the season, but played finished the season with 21.7 minutes per contest over the final 16 games of the season, including 12 starts ... grabbed over 100 rebounds, averaging 3.2 per game ... finished the season with 29 blocks - second-most on the roster.

BEST GAMES, 2017-18

Played a career-high 30 minutes at Georgia Tech ... scored in double figures on three occasions during the year ... scored 10 points in back-to-back games at Florida State and against Duke ... finished a perfect 4-for-4 from the field in the Tigers' opening round game of the NCAA tournament against New Mexico State - finishing with nine points and three rebounds ... grabbed a career-high nine rebounds in the opening round game of the ACC tournament against Boston College ... narrowly missed a double-double against the Eagles with 10 points and nine boards ... hit two three-pointers on three occasions, including coming in for an injured Donte Grantham and hitting a clutch three against Notre Dame.

BEFORE CLEMSON

Four-star prospect according to 247 Sports, ESPN, Rivals and Scout ... rated as high as the No. 89 prospect in the nation by Rivals ... also No. 104 by Scout and No. 107 by 247 Sports ... No. 3 prospect from the state of Virginia by ESPN and No. 7 by Rivals ... No. 27 prospect at the power forward spot by ESPN ... Central Virginia Boys Player of the Year as a senior, when he led Blue Ridge to a second state championship in three years ... averaged 13.0 points and 9.4 rebounds per game as a senior ... first-team All-VISAA Division II selection, he was a second-team choice as a junior ... also second-team all-state by USA Today as a senior ... posted 16 points, six rebounds and three blocks in championship game ... notched double-double and produced 14 of his 18 points in the second half of semifinal win over Virginia



SIMMS' CAREER HIGHS

Points:	10 vs. many (3), last vs. Boston College, 3/8/18
Field Goals Made:	4 vs. many (4), last vs. New Mexico State, 3/16/18
Field Goal Attempts:	8 at Virginia, 1/23/18; 8 at Georgia Tech, 1/28/18
3-Pointers Made:	2 vs. many (3), last vs. Boston College, 3/8/18
3-Point Attempts:	3 vs. many (5), last vs. Boston College, 3/8/18
Free Throws Made:	4 vs. Virginia, 3/9/18
Free Throw Attempts:	4 vs. Western Carolina, 11/10/17; 4 vs. Virginia, 3/9/18
Rebounds:	9 vs. Boston College, 3/8/18
Offensive Rebounds:	3 at Syracuse, 3/3/18; 3 vs. Boston College, 3/8/18
Assists:	2 vs. many (3), last vs. Virginia, 3/9/18
Blocked Shots:	4 vs. UNC Asheville, 12/3/17
Steals:	2 vs. Western Carolina, 11/10/17
Minutes:	30 at Georgia Tech, 1/28/18

SIMMS' CAREER STATISTICS

Year	GP-GS	Min/Avg	FG-FA	Pct	3FG-FA	Pct	FT-FTA	Pct	OR/Reb/Avg	A-T	BS-ST	Pf-D	Pts/Avg
2017-18	34-12	524/15.4	53-112	.473	14-43	.326	15-26	.577	26/108/3.2	21-20	29-8	45-0	135/4.0
Totals	34-12	524/15.4	53-112	.473	14-43	.326	15-26	.577	26/108/3.2	21-20	29-8	45-0	135/4.0



AAMIR SIMMS

SIMMS' GAME BY GAME, 2017-18


Date	Opponent	Min	F-FGA	3-3A	FT-FA	Of-RB	A-T	B-S	PF	Pts
11-10	Western Carolina	20	2-5	0-1	2-4	0-6	2-0	1-2	1	6
11-12	N.C. A&T	15	3-3	0-0	0-0	1-2	0-2	1-0	2	6
11-16	vs. Ohio	11	2-4	0-1	0-0	0-3	0-0	1-1	1	4
11-17	vs. Hofstra	10	1-2	0-1	0-0	0-2	1-0	0-0	1	2
11-19	vs. Temple	7	0-1	0-1	0-0	0-0	0-0	1-0	0	0
11-24	Texas Southern	DNP								
11-29	at Ohio State	14	2-3	2-2	1-2	0-3	0-0	1-0	2	7
12-3	UNC Asheville	16	2-5	0-1	0-0	1-5	1-1	4-0	2	4
12-9	Samford	9	0-1	0-0	0-1	0-4	1-1	2-0	0	0
12-16	vs. Florida	3	0-0	0-0	0-0	0-2	1-0	0-0	1	0
12-19	South Carolina	17	0-1	0-1	1-2	0-3	1-1	0-0	0	1
12-22	Louisiana-Lafayette	11	0-2	0-2	0-0	1-1	1-2	0-0	0	0
12-30	*NC State	3	0-2	0-1	0-0	1-2	0-1	0-0	1	0
1-3	*at Boston College	4	0-1	0-0	0-0	0-0	0-0	0-1	1	0
1-6	*Louisville	8	2-2	0-0	0-0	0-0	0-0	1-0	0	4
1-11	*at NC State	5	1-1	0-0	0-0	0-1	0-1	0-0	2	2
1-13	*Miami	6	0-1	0-1	0-0	0-0	0-0	0-0	0	0
1-16	*at North Carolina	4	1-1	0-0	1-2	0-2	0-0	0-0	0	3
1-20	*Notre Dame	14	2-4	1-1	0-0	0-3	0-0	1-0	2	5
1-23	*at Virginia	25	4-8	1-3	0-1	1-6	1-3	0-0	3	9
1-28	*at Georgia Tech	30	2-8	0-3	1-2	2-5	0-0	1-0	1	5
1-30	*North Carolina	23	2-3	1-2	1-2	1-5	1-3	1-0	1	6
2-3	*at Wake Forest	26	2-5	0-3	1-2	1-4	2-1	0-0	2	5
2-8	*Pittsburgh	13	1-1	0-0	0-0	0-4	1-0	0-0	2	2
2-14	*at Florida State	13	4-6	2-3	0-0	1-2	0-0	0-1	2	10
2-18	*Duke	22	4-6	1-2	1-1	1-3	0-1	0-0	2	10
2-21	*at Virginia Tech	22	1-3	1-2	0-0	1-4	1-0	2-0	3	3
2-24	*Georgia Tech	17	1-2	0-0	0-0	2-6	0-1	1-1	1	2
2-28	*Florida State	22	1-6	1-4	0-0	1-3	1-1	2-1	4	3
3-3	*at Syracuse	26	3-6	0-1	0-1	3-5	1-0	2-0	1	6
3-8	vs. Boston College (ACC)	22	3-7	2-3	2-2	3-9	1-1	2-0	4	10
3-9	vs. Virginia (ACC)	25	1-4	0-2	4-4	2-4	2-0	2-0	0	6
3-16	vs. NMSU (NCAA)	20	4-4	1-1	0-0	0-3	0-0	0-0	2	9
2-18	vs. Auburn (NCAA)	23	1-2	1-1	0-0	2-2	1-0	3-1	0	3
3-23	vs. Kansas (NCAA)	18	1-2	0-0	0-0	1-4	1-0	0-0	1	2
Totals		524	53-112	14-43	15-26	26-108	21-20	29-8	45	135

SIMMS VS. 2018-19 OPPONENTS

Opponent	G-GS	Min	FG	3-PT	FT-FTA	Of-Rb	A-T	B-S	Pts	Avg
Boston College	2-1	26	3-8	2-3	2-2	3-9	1-1	2-1	10	5.0
Duke	1-1	22	4-6	1-2	1-1	1-3	0-1	0-0	10	10.0
Florida State	2-2	35	5-12	3-7	0-0	2-5	1-1	2-2	13	6.5
Georgia Tech	2-2	47	3-10	0-3	1-2	4-11	0-1	2-1	7	3.5
Louisville	1-0	8	2-2	0-0	0-0	0-0	0-0	1-0	4	4.0
Miami	1-0	6	0-1	0-1	0-0	0-0	0-0	0-0	0	0.0
North Carolina	2-0	27	3-4	1-2	2-4	1-7	1-3	1-0	9	4.5
NC State	2-0	8	1-3	0-1	0-0	1-3	0-2	0-0	2	1.5
Notre Dame	1-0	14	2-4	1-1	0-0	0-3	0-0	1-0	5	5.0
Pittsburgh	1-1	13	1-1	0-0	0-0	0-4	1-0	0-0	2	2.0
South Carolina	1-0	17	0-1	0-1	1-2	0-3	1-1	0-0	1	1.0
Syracuse	1-1	26	3-6	0-1	0-1	3-5	1-0	2-0	6	6.0
Virginia	2-2	50	5-12	1-5	4-5	3-10	2-3	2-0	15	7.5
Virginia Tech	1-1	22	1-3	1-2	0-0	1-4	1-0	2-0	3	3.0
Wake Forest	1-1	26	2-5	0-3	1-2	1-4	2-1	0-0	5	5.0



CLYDE TRAPP



SOPHOMORE • GUARD
6-4 • 196
#0 • EASTOVER, S.C.
LOWER RICHLAND HS



OVERVIEW

Played in 29 games a freshman for the Tigers as a key reserve for a team that advanced to the Sweet 16 ... one of two backcourt signees in the 2017 signing class ... provides an athletic presence on the court, and provided Brad Brownell with a solid combo guard ... played AAU basketball under Edward Scott, a former All-ACC standout at Clemson and still one of the program's career leaders in assists ... played at Lower Richland High School, Scott's alma mater ... recruited by assistant coach Steve Smith.

2017-18

Appeared in 29 games for the Tigers, all as a reserve ... averaged 7.8 minutes per contest ... posted 1.8 points and 0.7 rebounds per game ... tallied 17 assists, two blocks and two steals, while scoring 53 points ... finished 39.0 percent from the floor, including 33.3 percent from three and 73.7 percent at the free throw line.

BEST GAMES, 2017-18

Played 11 minutes in his collegiate debut in the season opener against Western Carolina and scored four points, grabbed two rebounds and tallied one assist ... notched a career-high 28 minutes against Texas Southern and grabbed a season-high four rebounds ... scored a career-high seven points in 14 minutes against UNC Asheville ... played 20 minutes (career-high in an ACC game) against Pittsburgh and finished with three points ... finished a perfect 3-for-3 on two occasions against UNC Asheville and Louisiana-Lafayette ... appeared in two NCAA tournament games – playing a combined 13 minutes.

BEFORE CLEMSON

Rated the No. 4 prospect in the state of South Carolina by 247 Sports ... top-200 prospect nationally according to 247 Sports as well ... led Lower Richland High School to a AAAA state championship, where he scored 16 of his team-high 20 points in the fourth quarter ... performed well at the 2016 Chick-fil-A Classic in Columbia ... posted 29 points, five rebounds and four steals on Dec. 20 and followed two days later with a 20-point, nine-rebound effort ... played in two showcase games following his senior season, the Carolinas All-Star Classic and Capital City Classic ... produced 28 points and was named MVP for the South Carolina team in the Carolinas Classic in Myrtle Beach ... scored team-high 31 points in Capital City Classic ... Offensive MVP of the Big Shots SC Top 100 event in September 2016 ... averaged 13 points per game for Lower Richland as a junior ... committed to the Tigers following official visits to Charlotte, Georgia Tech and South Carolina.



TRAPP'S CAREER HIGHS

Points:	7 vs. UNC Asheville, 12/3/17
Field Goals Made:	3 vs. UNC Asheville, 12/3/17; 3 vs. Louisiana-Lafayette, 12/22/17
Field Goal Attempts:	5 at Florida State, 2/14/18
3-Pointers Made:	2 vs. Louisiana-Lafayette, 12/22/17
3-Point Attempts:	2 vs. many (8), last vs. Florida State, 2/28/18
Free Throws Made:	4 vs. Western Carolina, 11/10/17
Free Throw Attempts:	5 vs. Western Carolina, 11/10/17
Rebounds:	4 vs. Texas Southern, 11/24/17
Offensive Rebounds:	1 at Wake Forest, 2/3/18
Assists:	3 vs. Texas Southern, 11/24/17; 3 vs. Pittsburgh, 2/8/18
Blocked Shots:	2 at Virginia, 1/23/18
Steals:	1 at Ohio State, 11/29/17; 1 vs. Samford, 12/9/17
Minutes:	28 vs. Texas Southern, 11/24/17

TRAPP'S CAREER STATISTICS

Year	GP-GS	Min/Avg	FG-FA	Pct	3FG-FA	Pct	FT-FTA	Pct	OR/Reb/Avg	A-T	BS-ST	Pf-D	Pts/Avg
2017-18	29-0	225/7.8	16-41	.390	7-21	.333	14-19	.737	1/19/0.7	17-15	2-2	25-0	53/1.8
Totals	29-0	225/7.8	16-41	.390	7-21	.333	14-19	.737	1/19/0.7	17-15	2-2	25-0	53/1.8



CLYDE TRAPP

TRAPP'S GAME BY GAME, 2017-18

Date	Opponent	Min	F-FGA	3-3A	FT-FA	Of-RB	A-T	B-S	PF	Pts
11-10	Western Carolina	11	0-1	0-0	4-5	0-2	1-1	0-0	2	4
11-12	N.C. A&T	6	1-2	0-0	1-2	0-1	1-2	0-0	2	3
11-16	vs. Ohio	0	0-0	0-0	0-0	0-0	0-0	0-0	0	0
11-17	vs. Hofstra	DNP								
11-19	vs. Temple	0	0-0	0-0	0-0	0-0	0-0	0-0	0	0
11-24	Texas Southern	28	1-2	1-2	3-4	0-4	3-3	0-1	3	6
11-29	at Ohio State	DNP								
12-3	UNC Asheville	14	3-3	1-1	0-0	0-2	0-0	0-1	2	7
12-9	Samford	9	0-2	0-2	0-0	0-0	2-0	0-0	2	0
12-16	vs. Florida	4	1-1	0-0	0-0	0-2	0-0	0-0	0	2
12-19	South Carolina	3	0-0	0-0	0-0	0-0	0-0	0-0	0	0
12-22	Louisiana-Lafayette	9	3-3	2-2	0-0	0-0	0-0	0-0	0	8
12-30	*NC State	6	0-0	0-0	0-0	0-0	0-0	0-0	0	0
1-3	*at Boston College	4	0-0	0-0	0-0	0-0	0-0	0-0	0	0
1-6	*Louisville	4	0-0	0-0	0-0	0-0	0-1	0-0	1	0
1-11	*at NC State	2	0-0	0-0	0-0	0-0	0-1	0-0	0	0
1-13	*Miami	4	0-0	0-0	0-0	0-0	0-0	0-0	0	0
1-16	*at North Carolina	2	0-0	0-0	0-0	0-0	0-0	0-0	0	0
1-20	*Notre Dame	DNP								
1-23	*at Virginia	10	0-1	0-0	0-0	0-0	1-2	2-0	1	0
1-28	*at Georgia Tech	1	0-2	0-0	0-0	0-1	0-0	0-0	0	0
1-30	*North Carolina	13	2-4	1-2	1-1	0-1	2-0	0-0	1	6
2-3	*at Wake Forest	13	0-4	0-2	2-2	1-2	1-0	0-0	0	2
2-8	*Pittsburgh	20	1-3	1-2	0-0	0-3	3-2	0-0	1	3
2-14	*at Florida State	14	2-5	0-1	1-1	0-0	1-1	0-0	2	5
2-18	*Duke	13	1-1	0-0	0-0	0-0	2-1	0-0	4	2
2-21	*at Virginia Tech	10	0-2	0-2	0-2	0-0	0-1	0-0	0	0
2-24	*Georgia Tech	5	0-2	0-2	0-0	0-0	0-0	0-0	1	0
2-28	*Florida State	6	1-2	1-2	2-2	0-1	0-0	0-0	0	5
3-3	*at Syracuse	1	0-0	0-0	0-0	0-0	0-0	0-0	0	0
3-8	vs. Boston College (ACC)	DNP								
3-9	vs. Virginia (ACC)	DNP								
3-16	vs. NMSU (NCAA)	5	0-0	0-0	0-0	0-0	0-0	0-0	3	0
2-18	vs. Auburn (NCAA)	8	0-1	0-1	0-0	0-0	0-0	0-0	0	0
3-23	vs. Kansas (NCAA)	DNP								
Totals		225	16-41	7-21	14-19	1-19	17-15	2-2	25	53

TRAPP VS. 2018-19 OPPONENTS

Opponent	G-GS	Min	FG	3-PT	FT-FTA	Of-Rb	A-T	B-S	Pts	Avg
Boston College	1-0	4	0-0	0-0	0-0	0-0	0-0	0-0	0	0.0
Duke	1-0	13	1-1	0-0	0-0	0-0	2-1	0-0	2	2.0
Florida State	2-0	20	3-7	1-3	3-3	0-1	1-1	0-0	10	5.0
Georgia Tech	2-0	6	0-4	0-2	0-0	0-1	0-0	0-0	0	0.0
Louisville	1-0	4	0-0	0-0	0-0	0-0	0-1	0-0	0	0.0
Miami	1-0	4	0-0	0-0	0-0	0-0	0-0	0-0	0	0.0
North Carolina	2-0	15	2-4	1-2	1-1	0-1	2-0	0-0	6	3.0
NC State	2-0	8	0-0	0-0	0-0	0-0	0-1	0-0	0	0.0
Pittsburgh	1-0	20	1-3	1-2	0-0	0-3	3-2	0-0	3	3.0
South Carolina	1-0	3	0-0	0-0	0-0	0-0	0-0	0-0	0	0.0
Syracuse	1-0	1	0-0	0-0	0-0	0-0	0-0	0-0	0	0.0
Virginia	1-0	10	0-1	0-0	0-0	0-0	1-2	2-0	0	0.0
Virginia Tech	1-0	10	0-2	0-2	0-2	0-0	0-1	0-0	0	0.0
Wake Forest	1-0	13	0-4	0-2	2-2	1-2	1-0	0-0	2	2.0



MALIK WILLIAM



SOPHOMORE • FORWARD
6-8 • 226
#20 • ORLANDO, FLA.
THE FIRST ACADEMY



OVERVIEW

One of two frontcourt signees in the 2017 signing class ... provides good size and shot-blocking presence ... also developed a reputation as an elite passer out of the post on the prep level ... played alongside Wake Forest sophomore Chaundee Brown at The First Academy in Orlando, Fla. ... recruited by assistant coach Steve Smith.

2017-18

Appeared in 17 games, exclusively off the bench for the Tigers ... averaged 4.4 minutes per game ... posted 1.5 points and 1.5 rebounds per contest while tallying three blocks and one steal ... finished the season 37.0 percent from the field, including 66.7 percent from the foul line ... made one 3-pointer on three attempts ... out of 26 total rebounds, 14 came on the offensive glass.

BEST GAMES, 2017-18

Scored a career-high six points in the season opener against Western Carolina on 2-for-7 shooting and hitting two free throws ... also grabbed a career-best five rebounds against the Catamounts with three coming on the offensive glass ... tied career-high against UNC Asheville on a very effective 3-for-4 shooting in four minutes of action ... career-high 12 minutes came against Western Carolina ... played 11 minutes against North Carolina – hitting a 3-pointer and grabbing three rebounds in the process ... played two minutes in the NCAA Tournament – all against Auburn and finished with three points and one rebound.

BEFORE CLEMSON

Top-200 prospect nationally according to 247 Sports ... rated the No. 20 prospect from the state of Florida in the class of 2017 by 247 Sports ... second-team all-state at the AAAA level by the Florida Association of Basketball Coaches (FABC) ... produced a triple-double his senior season versus Olympia High, with 18 points, 14 rebounds and 10 blocked shots ... broke First Academy school record with 16 blocks in a game against Melbourne Holy Trinity, he also added 14 rebounds and seven assists in the same contest ... as a junior, was a AAA second-team all-state selection by the FABC ... averaged 13.9 points and 10.9 rebounds per game as a junior.



WILLIAM VS. 2018-19 OPPONENTS

Opponent	G-GS	Min	FG	3-PT	FT-FTA	Of-Rb	A-T	B-S	Pts	Avg
Duke	1-0	2	0-1	0-0	0-0	0-1	1-1	0-0	0	0.0
Florida State	1-0	4	1-2	0-0	0-0	0-0	0-0	0-0	2	2.0
Georgia Tech	1-0	4	1-1	0-0	0-0	1-2	0-0	0-0	2	2.0
North Carolina	2-0	12	1-3	1-1	0-0	3-3	1-0	0-1	3	1.5
NC State	1-0	2	0-0	0-0	0-0	0-0	0-0	0-0	0	0.0
Pittsburgh	1-0	5	0-2	0-1	0-0	2-2	0-0	0-0	0	0.0
Syracuse	1-0	5	0-2	0-0	0-0	1-2	0-0	0-0	0	0.0
Virginia	1-0	8	0-2	0-0	0-0	0-3	1-1	0-0	0	0.0
Wake Forest	1-0	5	0-0	0-0	0-0	0-1	0-0	0-0	0	0.0

WILLIAM'S GAME BY GAME, 2017-18

Date	Opponent	Min	F-FGA	3-3A	FT-FA	Of-RB	A-T	B-S	PF	Pts
11-10	Western Carolina	12	2-7	0-1	2-2	3-5	0-0	2-0	2	6
11-12	N.C. A&T	4	1-1	0-0	1-2	1-2	0-0	1-0	0	3
11-16	vs. Ohio	DNP								
11-17	vs. Hofstra	1	0-0	0-0	0-0	0-0	0-0	0-0	0	0
11-19	vs. Temple	DNP								
11-24	Texas Southern	DNP								
11-29	at Ohio State	DNP								
12-3	UNC Asheville	4	3-4	0-0	0-0	1-1	0-0	0-0	1	6
12-9	Samford	1	0-1	0-0	0-0	1-1	0-0	0-0	0	0
12-16	vs. Florida	DNP								
12-19	South Carolina	DNP								
12-22	Louisiana-Lafayette	3	0-0	0-0	0-0	1-2	0-0	0-0	0	0
12-30	*NC State	2	0-0	0-0	0-0	0-0	0-0	0-0	0	0
1-3	*at Boston College	DNP								
1-6	*Louisville	DNP								
1-11	*at NC State	DNP								
1-13	*Miami	DNP								
1-16	*at North Carolina	1	0-0	0-0	0-0	0-0	0-0	0-0	0	0
1-20	*Notre Dame	DNP								
1-23	*at Virginia	8	0-2	0-0	0-0	0-3	1-1	0-0	0	0
1-28	*at Georgia Tech	4	1-1	0-0	0-0	1-2	0-0	0-0	2	2
1-30	*North Carolina	11	1-3	1-1	0-0	3-3	1-0	0-1	3	3
2-3	*at Wake Forest	5	0-0	0-0	0-0	0-1	0-0	0-0	2	0
2-8	*Pittsburgh	5	0-2	0-1	0-0	2-2	0-0	0-0	0	0
2-14	*at Florida State	DNP								
2-18	*Duke	2	0-1	0-0	0-0	0-1	1-1	0-0	0	0
2-21	*at Virginia Tech	DNP								
2-24	*Georgia Tech	DNP								
2-28	*Florida State	4	1-2	0-0	0-0	0-0	0-0	0-0	1	2
3-3	*at Syracuse	5	0-2	0-0	0-0	1-2	0-0	0-0	0	0
3-8	vs. Boston College (ACC)	DNP								
3-9	vs. Virginia (ACC)	DNP								
3-16	vs. NMSU (NCAA)	DNP								
2-18	vs. Auburn (NCAA)	2	1-1	0-0	1-2	0-1	0-0	0-0	0	3
3-23	vs. Kansas (NCAA)	DNP								
Totals		74	10-27	1-3	4-6	14-26	3-2	3-1	11	25

WILLIAM'S CAREER HIGHS


Points:	6 vs. Western Carolina, 11/10/17; 6 vs. UNC Asheville, 12/3/17
Field Goals Made:	3 vs. UNC Asheville, 12/3/17
Field Goal Attempts:	7 vs. Western Carolina, 11/10/17
3-Pointers Made:	1 vs. North Carolina, 1/30/18
3-Point Attempts:	1 vs. many (3), last vs. Pittsburgh, 2/8/18
Free Throws Made:	2 vs. Western Carolina, 11/10/17
Free Throw Attempts:	2 vs. many (3), last vs. Auburn, 3/18/18
Rebounds:	5 vs. Western Carolina, 11/10/17
Offensive Rebounds:	3 vs. Western Carolina, 11/10/17; 3 vs. North Carolina, 1/30/18
Assists:	1 vs. many (3), last vs. Duke, 2/18/18
Blocked Shots:	2 vs. Western Carolina, 11/10/17
Steals:	1 vs. North Carolina, 1/30/18
Minutes:	12 vs. Western Carolina, 11/10/17

WILLIAM'S CAREER STATISTICS

Year	GP-GS	Min/Avg	FG-FA	Pct	3FG-FA	Pct	FT-FTA	Pct	OR/Reb/Avg	A-T	BS-ST	Pf-D	Pts/Avg
2017-18	17-0	74/4.4	10-27	.370	1-3	.333	4-6	.667	14/26/1.5	3-2	3-1	11-0	25/1.5
Totals	17-0	74/4.4	10-27	.370	1-3	.333	4-6	.667	14/26/1.5	3-2	3-1	11-0	25/1.5



PARKER FOX



OVERVIEW



Walk-on guard who joined the Tiger team in the summer of 2018 as a freshman ... son of former University of Georgia men's basketball head coach Mark Fox.

BEFORE CLEMSON

Attended and graduated from Oconee High School ... was a captain on the basketball team ... averaged 11.0 points, 5.0 rebounds and 3.0 assists per game ... earned all-region honors as a starting player ... finished his career in the top 10 percent academically.



TREY JEMISON




OVERVIEW

Came to Clemson as a four-star prospect ... ranked No. 1 in the state of Alabama and No. 12 in the country at his position, according to ESPN ... averaged 19.0 points, 15.0 rebounds and 5.0 blocks per game as a senior at Hoover High School ... ended his career with averages of 15.0 points, 12.0 rebounds and 4.0 blocks across all games at Homewood and Hoover ... chose Clemson over Auburn, Alabama, Harvard, Georgia and Georgia Tech.

HIGH SCHOOL ACCOLADES

- Averaged 19.0 points, 15.0 rebounds and 5.0 blocks per game as a senior
- Averaged 15.0 points, 12.0 rebounds and 4.0 blocks per game during his career
- Ranked No. 1 player in the state of Alabama and No. 12 in the country at his position, according to ESPN
- 4-year starter/letterman while maintaining a GPA of 3.75 and above
- Member of National Honor Society – 3.75 GPA
- Active FCS member in Birmingham area – helped charter initial FCA organization at Homewood High School
- Was an Alabama-Mississippi All-Star Game participant as a senior (2017-18)
- MVP of the SEBA Atlanta Hoop Classic (2017-18)
- MOP of the Charlotte Hoop Classic (2017-18)
- MVP of the Progressive Raider Classic (2017-18)
- Hoover Student of the Month Award (2017-18)
- Named All-Area Team as a junior (2016-17)
- KSA Orlando Prep Classic MVP as a junior (2016-17)
- Was an Alabama North-South All-Star Selection (2016-17)
- Homewood High School BETA Club Member for 3.5 GPA and above (2016-17)
- State Champions (2015-16)
- All-Region (2015-16)



JOHN NEWMAN III



FRESHMAN • GUARD
6-5 • 197
#15 • GREENSBORO, N.C.
GREENSBORO DAY SCHOOL



OVERVIEW


Came to Clemson as a four-star prospect ... ranked No. 5 in the state of North Carolina according to Phenom Hoops ... ranked 42nd at his position nationally according to ESPN ... led his team in scoring and scored 24 points and was named MVP of the NCISAA 3A State Championship game ... selected to the NCISAA all-state team for the second consecutive season as a senior and was named to the PACIS all-conference team for the third-straight year ... three-time state champion ... finished with 1,400 points, 500 rebounds, 200 assists and 100 steals in career at Greensboro Day School ... chose Clemson over Providence, Wake Forest, Georgia Tech and Boston College.

HIGH SCHOOL ACCOLADES

- Finished career with 1,400 points, 500 rebounds, 200 assists, 100 steals
- Lenwood Edwards Endowment Award for Academic Leadership
- Rivals Top 150
- Top 5 in Phenom Hoops
- 3-time state champion (2015, 2016, 2018)
- NCISAA 3A Championship Game MVP (2018)
- 2-time NCISAA 3A All-State (2017 and 2018)
- Associated Press NC All-State Team (2018)
- McDonald's All-American Nominee (2018)
- News and Record Private School All-Area Player of the Year (2018)
- 3-time News and Record Private School All-Area Team (2016, 2017, 2018)
- 'Iolani Classic All-Tournament Team (2018)
- Cannon Classic All-Tournament Team (2016)
- NBPA Top 100 Invitee and Participant (2017)
- Phenom Hoops National Showcase Game MVP (2016 and 2017)
- 3-time PACIS All-Conference Team (2016, 2017, 2018)
- 5-time HAECO Invitational Champion (2013, 2014, 2015, 2016, 2017)
- HAECO Invitational MVP (2018)
- 3-time HAECO Invitational All-Tournament Team (2015, 2016, 2017)
- 15-0 record at HAECO Invitational
- 2-time participant at the GEICO (formerly called Dick's) National HS Tournament
- Overall record of 152-24
- Averaged 14.7 points, 5.0 rebounds and 3.2 assists during senior season



HUNTER TYSON



OVERVIEW

Came to Clemson as the No. 8 ranked forward in the state of North Carolina by Phenom Hoops and ESPN ... ranked 34th nationally at his position according to ESPN ... averaged 27.1 points, 9.1 rebounds, 2.7 assists, 1.5 steals and 0.8 blocks per game as a senior at Piedmont High School ... scored 704 points as a senior and shot 46.0 percent from the field ... chose Clemson over Michigan, Davidson, Tennessee and Wake Forest.

HIGH SCHOOL ACCOLADES

- Ranked No. 8 in the state of North Carolina and No. 34 in the country at his position, according to ESPN
- Ranked No. 25 All-Time in NCHSAA Boys Basketball – 2,131 points
- All-Time leading scorer in Union County Boys Basketball history
- All-Time leading scorer in Piedmont High School history (boys or girls)
- No. 4 ranked rebounder in Union County history (792)
- Southern Carolina Conference Player of the Year (2017-18)
- Enquirer Journal Union County Player of the Year (2017-18)
- Union County Hoops.com Player of the Year (2017-18)
- All-Charlotte Observer First Team (2017-18)
- All-Region First Team (2017-18)
- Associated Press All-State (2017-18)
- Led Union County in points per game and rebounds per game as a senior (2017-18)
- Chosen to play in Carolina's Classic – NC/SC All-Star Game
- Chosen to play in the East-West All-Star Game
- Enquirer Journal All-Union County Team (2016-17)
- Southern Carolina Conference Co-Player of the Year (2016-17)
- All-Charlotte Observer First Team (2016-17)
- All-Southern Carolina Conference (2016-17)
- NCBCA All-State (2016-17)
- All-Region Second Team (2016-17)
- Led Union County in points per game and rebounds per game (2016-17)
- Scored career-high 44 points in 73-70 loss to Freedom in second round of NCHSAA 3A Playoffs
- Enquirer Journal All-Union County Team (2015-16)
- All-Southern Carolina Conference (2015-16)
- All-Union County Hoops.com Team (2015-16)
- Enquirer Journal Freshman of the Year (2014-15)
- Enquirer Journal All-Union County team (2014-15)



MEET THE COACHES




BRAD BROWNELL

CLEMSON'S THIRD WINNINGEST COACH ALL-TIME LED THE TIGERS TO ITS FOURTH SWEET SIXTEEN APPEARANCE IN PROGRAM HISTORY LAST SEASON.

HEAD COACH BRAD BROWNELL



9TH SEASON AT CLEMSON
17TH SEASON OVERALL
DEPAUW '91



Brad Brownell enters his ninth season in charge of the Clemson men's basketball program in 2018-19. The Evansville, Ind., native was named the 22nd men's basketball coach at Clemson University on April 13, 2010.

In eight seasons at Clemson, he has compiled a 149-113 record, taken the Tigers to the 2018 Sweet 16, 2011 NCAA Tournament and two NIT appearances. He is No. 1 in Clemson coaching history in terms of winning percentage against ACC competition and his 71 wins over ACC teams are the most-ever in program history. He moved into sole possession of third all-time in career wins at Clemson – passing Oliver Purnell last season.

Brownell enters his 17th season overall with a career record of 316-198. Clemson posted a program record 11 ACC regular season wins in 2017-18, making it the sixth time in program history the Tigers have won 10 or more games in the ACC, and three have now come under Brownell's watch.

Clemson turned in a banner season under Brownell in 2017-18 – advancing to just the 12th NCAA Tournament in program history, including the program's fourth Sweet 16. Clemson's 25-10 record tied the school mark for wins in a season. For the remarkable season, Brownell was named National College Coach of the Year by *Sports Illustrated*.

Brownell's squad was picked to finish 13th in the ACC Preseason Media Poll and ended up finishing tied for third in the final ACC standings – the largest differential from preseason media poll to postseason seasons finish in league history (since 1970).

The Tigers finished 15-1 at home during the regular season – tying the program mark for most regular season home wins in a single season. The team won 11 ACC regular season games and defeated 10 different ACC teams along the way for the first time in history.

Brownell saw four players earn All-ACC recognition at the end of the season. Marcquise Reed earned All-ACC Second-Team, Gabe DeVoe was named All-ACC Honorable Mention and Elijah Thomas was named to the All-ACC Defensive Team. Shelton Mitchell was named second-team All-ACC Tournament. Both Reed and DeVoe were named ACC Players of the Week during the season.

In 2015-16, Brownell's program made a number of strides. The Tigers were 10-8 and finished in a tie for seventh in the ACC, ahead of Final Four participant Syracuse. Clemson defeated four ranked teams, including three in the same week to become the first ACC team to do that in the regular season since Wake Forest in 2003.

Brownell guided the Tigers to a landmark road overtime win over Syracuse on Jan. 5, 2016, before coaching Clemson to wins over Louisville, Duke and Miami all in the same week. Duke and Miami were ranked in the top 10, giving the Clemson program its first back to back wins over top-10 teams since 1975-76. His team added a landmark victory in 2016-17 at South Carolina, ranked in the top 25 at the time of the meeting. It gave the Tigers a win over an eventual Final Four team for a second straight season.

Brownell coached two-time All-ACC forward Jaron Blossomgame, who was also named 2016 Most Improved Player in the conference by the media and coaches. Blossomgame had a monumental junior campaign, averaging over 20 points per game with the third-highest ACC regular season point total in Clemson history. He finished his career fifth in program history

with 1,733 points.

Brownell's 2014-15 team posted an 8-10 mark in the ACC regular season, which included a win at Sweet 16 participant NC State. The Tigers also defeated a pair of NCAA Tournament teams from the SEC, LSU and a top-25 Arkansas squad.

The 2013-14 team finished with a 23-13 record and advanced to New York City for the NIT semifinals. Among Clemson's 23 wins were 10 during conference play, which led to a sixth-place finish in the ACC — no small feat considering the Tigers were predicted to finish 14th by league media in the preseason.

Clemson improved by 10 wins over 2012-13, matching the school record for the best single-season improvement. The Tigers also doubled their conference win total over the previous season, becoming just the fourth team in Clemson history to reach double digit ACC wins.

Clemson won all season long with a stout defense, one that yielded a program ACC era record 58.4 points per game. Brownell and his staff also did it by coaching the ACC's free throw champions, a first for a Tiger team in 61 seasons as a member of the conference. The Tigers' biggest win came at home against No. 13 Duke, a 72-59 victory that proved to be the Blue Devils' largest margin of defeat all season.

Brownell and his staff coached K.J. McDaniels to a terrific individual season. The junior small forward was named first-team All-ACC and was the first Tiger to be named ACC Defensive Player of the Year. He posted top-10 single-season school marks for points (614), blocks (100), free throws made (154), free throw percentage (.842) and minutes played (1,212). McDaniels declared early for the NBA Draft and was selected 32nd overall. He completed his third NBA season in 2016-17.

In 2012-13, Brownell coached Devin Booker to third-team All-ACC honors.

In 2011-12, Brownell's second team went 16-15 and 8-8 in ACC play — a record fifth straight season the Tigers were .500 or better in conference games.

His program defeated three teams that advanced to the NCAA Tournament, including eventual Sweet 16 participant NC State and No. 22 Virginia.

Brownell's team was second in the ACC in scoring defense for a second straight season, yielding just 60.6 points per game. He coached Andre Young, a member of the All-ACC Defensive Team and the conference's leader in steals per game during the 2011-12 regular season.

Academically, the men's basketball program recorded one of its best all-around years under Brownell's leadership in 2011-12. The team had the highest cumulative GPA on record for a semester (3.13) in the fall, also the top GPA among Clemson men's athletic teams. In the spring, four players were named to the All-ACC Academic Team, including Tanner Smith, just the second four-time selection in Clemson history.

Brownell established a Clemson record for wins by a first-year coach in 2010-11 when he led the Tigers to a 22-12 overall record. The Tigers won a first-round NCAA Tournament game over UAB, the program's first tournament victory in 14 years.

Brownell was the only first-year coach to lead his team to an NCAA Tournament win in 2011. He has taken each of his three schools (Clemson, UNC Wilmington, Wright State) to the "Big Dance" in his first year at each stop.

Clemson compiled a 9-7 record during the ACC regular season and with a Senior Day victory over Virginia Tech on March 5, Brownell's squad clinched the No. 4 seed and a first-round bye at the ACC Tournament.

Brownell's 2011 Tigers won an ACC Tournament and NCAA Tournament game in the same season at Clemson for the first time since 1990. His club defeated Boston College 70-47 in the quarterfinals of the ACC Tournament, the second-largest margin of victory in Clemson history at the event.

He coached Demontez Stitt to third-team All-ACC honors in 2011. Stitt went on to be named first-team All-ACC Tournament as well. Fellow senior Jerai Grant



HEAD COACH BRAD BROWNELL

THE BROWNELL FILE

Born: November 15, 1968

Family: Wife, Paula, and children, Abby and Kate

Education: Earned a bachelor's degree in history from DePauw University in May 1991. Earned a master's degree from University of Indianapolis in May 1994.

Playing Experience: Earned three varsity letters at DePauw from 1988-91. Ranks seventh in school history in career assists.

Assistant Coaching Experience: Graduate Assistant at the University of Evansville (1991-92); Assistant Coach at the University of Indianapolis (1992-94); Assistant Coach at UNC Wilmington (1994-2002).

Head Coaching Experience: UNC Wilmington (2002-06); Wright State (2006-10); Clemson (2010-Present).

Honors:

- Colonial Athletic Association Coach of the Year, 2002-03 & 2005-06
- Horizon League Coach of the Year, 2007-08
- NABC District 10 Coach of the Year, 2006-07
- Sports Illustrated College Basketball Coach of the Year, 2017-18



flourished in his lone season under Brownell's teaching. Grant averaged career highs 12.4 points and 6.7 rebounds per game, and was also an All-ACC Defensive Team member.

Prior to Clemson, in his two previous head coaching stops he took the program to a school record number of wins as a Division I member. He had a 25-win season at UNC Wilmington in 2005-06 and a 23-win season at Wright State in 2006-07. He has had 25-win and 23-win seasons at Clemson.

Brownell guided UNC Wilmington to the NCAA Tournament in 2003 and 2006 and Wright State to the NAACAs in 2007.

Brownell joined the Clemson family after coaching Wright State to a 20-12 record in 2009-10, with a third straight 12-6 Horizon League record. In four seasons with the Raiders, his teams compiled an overall mark of 84-45, including 49-21 against Horizon League foes.

Brownell's 2007 NCAA Tournament appearance at Wright State was the school's first in 14 seasons. He did it behind the strength of a 15-3 conference record and two wins in the conference tourney.

Brownell coached several standouts at Wright State, including the Horizon League Player of the Year, a first-team selection, an all-league defensive team member and two all-newcomer members in 2007-08. In 2009-10, he coached guard Vaughn Duggins to second-team All-Horizon League honors.

Brownell was the head coach at UNC Wilmington

from 2002-03 through the 2005-06 season and posted an 83-40 record, including a 52-20 mark against conference teams. In his four years at Wright State he posted an a 55-24 record against conference foes (including conference tournament games).

Brownell was named CAA Coach of the Year in 2002-03 and 2005-06 and the Horizon League Coach of the Year in 2007-08. Additionally, Brownell was one of 15 finalists for the Hugh Durham Coach of the Year Award for mid-major programs in 2007 and was the NABC District 10 Coach of the Year. FoxSports.com also named him the Mid-Major Coach of the Year in 2006, his final year at UNC Wilmington.

Brownell began his coaching career as a graduate assistant at Evansville under Jim Crews in 1991-92 and he helped that program to a 24-6 record. He served as an assistant at the University of Indianapolis in 1992-93 and 1993-94.

He then started a 12-year-run at UNC Wilmington, eight as an assistant or associate head coach, and four as the head coach. He was an assistant for the Seahawks from 1994-95 through 2001-02. His final year as an assistant under Jerry Wainwright, UNC Wilmington posted a 23-10 record, including a 17-4 mark versus conference teams (including the CAA Tournament). That team defeated Southern California in the first round of the NCAA Tournament in overtime.

His four-year CAA head coaching record was 61-22, the best league mark during the period. Brownell was

twice named the CAA Coach of the Year (2003 and 2006). He coached five All-CAA performers, one CAA Player of the Year in Brett Blizzard, four All-Defensive Team selections, one Defensive Player of the Year and seven CAA All-Academic honorees.

UNC Wilmington posted a 25-8 mark his final season, 2005-06, including a victory over Final Four participant George Mason, and won the CAA Tournament. The Seahawks lost in overtime to George Washington, 88-85, in the NCAA Tournament that year.

His first UNC Wilmington team (2002-03) won 24 games and won the CAA Tournament. His club lost in the first round of the NCAA Tournament to defending national champion Maryland on a buzzer beater, 75-73.

Brownell, who turns 50 on Nov. 15, 2018 earned three letters at DePauw University, a Division III school in Greencastle, Ind. He ranks seventh in school history with 332 career assists. He led the Tigers in assists three straight seasons, while also leading DePauw in steals as a junior in 1989-90.

Brownell earned his bachelor's degree from DePauw in 1991 and completed his master's degree at the University of Indianapolis in 1994. He is a graduate of Harrison High School in Evansville, where he was a high school teammate of Calbert Cheaney, who later became the National Player of the Year in 1993 at Indiana.

Brownell and his wife, Paula, have two daughters, Abby (19), a student at Clemson, and Kate (17).

BROWNELL'S YEAR-BY-YEAR HEAD COACHING RECORD

YEAR	SCHOOL	OVERALL	.PCT	CONF.	POSTSEASON
2002-03	UNC Wilmington	24-7	.744	15-3	NCAA, 1st round
2003-04	UNC Wilmington	15-15	.500	9-9	
2004-05	UNC Wilmington	19-10	.655	13-5	
2005-06	UNC Wilmington	25-8	.758	15-3	NCAA, 1st round
2006-07	Wright State	23-10	.697	13-3	NCAA, 1st round
2007-08	Wright State	21-10	.677	12-6	
2008-09	Wright State	20-13	.606	12-6	
2009-10	Wright State	20-12	.625	12-6	
2010-11	Clemson	22-12	.647	9-7	NCAA, 2nd round
2011-12	Clemson	16-15	.516	8-8	
2012-13	Clemson	13-18	.419	5-13	
2013-14	Clemson	23-13	.639	10-8	NIT, Semifinals
2014-15	Clemson	16-15	.516	8-10	
2015-16	Clemson	17-14	.548	10-8	
2016-17	Clemson	17-16	.515	6-12	NIT, 1st Round
2017-18	Clemson	25-10	.714	11-7	NCAA, Sweet Sixteen

HEAD COACHING SUMMARY

at UNC Wilmington	83-40	.675	52-20
at Wright State	84-45	.651	49-21
at Clemson	149-113	.569	67-73
TOTALS	316-198	.615	168-114

NOTE: Conference record is regular season only.



BROWNELL VS. ALL COMPETITION

Team	UNCW			Wright State			Clemson			TOTAL			OVERALL
	H	A	N	H	A	N	H	A	N	H	A	N	
Alabama	-	-	-	-	-	-	0-1	1-0	-	0-1	1-0	-	1-1
Alabama-Birmingham (UAB)	-	-	-	-	-	-	-	-	1-0	-	-	1-0	1-0
Alabama State	-	-	-	-	-	-	1-0	-	-	1-0	-	-	1-0
Arizona	-	-	-	-	-	-	0-1	0-1	-	0-1	0-1	-	0-2
Arkansas	-	-	-	-	-	-	1-0	0-1	-	1-0	0-1	-	1-1
Arkansas-Little Rock	-	-	-	1-0	1-0	-	-	-	-	1-0	1-0	-	2-0
Auburn	-	-	-	-	-	-	1-0	0-1	1-0	1-0	0-1	1-0	2-1
Belmont	-	-	-	-	-	2-0	1-0	-	-	1-0	-	2-0	3-0
Boston College	-	-	-	-	-	-	4-1	3-2	2-0	4-1	3-2	2-0	9-3
Bowling Green	-	-	-	0-1	-	-	-	-	-	0-1	-	-	0-1
Bradley	-	-	-	0-1	0-1	-	-	-	-	0-1	0-1	-	0-2
Butler	-	-	1-0	3-2	0-6	-	-	-	-	3-2	0-6	1-0	4-8
Cal State-Fullerton	-	-	-	1-0	1-0	-	-	-	-	1-0	1-0	-	2-0
Campbell	2-0	1-0	-	-	-	-	-	-	-	2-0	1-0	-	3-0
Central Michigan	-	-	-	1-0	0-1	-	-	-	-	1-0	0-1	-	1-1
Chattanooga	-	-	-	-	1-0	-	-	-	-	-	1-0	-	1-0
Chicago State	-	-	-	1-0	0-1	-	-	-	-	1-0	0-1	-	1-1
The Citadel	-	-	-	-	-	-	2-0	1-0	-	2-0	1-0	-	3-0
College of Charleston	0-2	1-1	-	-	-	-	0-1	1-0	-	0-3	2-1	-	2-4
Coastal Carolina	1-0	1-0	-	1-0	0-1	-	1-1	0-1	-	3-1	1-2	-	4-3
Cleveland State	-	-	-	3-1	2-2	-	-	-	-	3-1	2-2	-	5-3
Colorado	-	0-1	-	-	-	-	-	-	-	-	0-1	-	0-1
Coppin State	-	-	-	-	-	-	1-0	-	-	1-0	-	-	1-0
Davidson	-	-	-	-	-	-	-	-	2-0	-	-	2-0	2-0
Dayton	-	0-1	-	-	-	-	-	-	-	-	0-1	-	0-1
Delaware	4-0	3-1	2-0	-	-	-	-	-	-	4-0	3-1	2-0	9-1
Delaware State	-	-	-	-	-	-	2-0	-	-	2-0	-	-	2-0
Detroit	-	-	-	5-0	4-0	1-0	-	-	-	5-0	4-0	1-0	10-0
Drexel	4-0	3-1	2-0	-	-	-	-	-	-	4-0	3-1	2-0	9-1
Duke	-	-	-	-	-	-	2-2	0-4	0-2	2-2	0-4	0-2	2-8
East Carolina	-	0-1	-	-	-	-	1-0	-	-	1-0	0-1	-	1-1
East Tennessee St.	1-0	0-1	-	-	-	-	1-0	-	-	2-0	0-1	-	2-1
Elon	1-0	1-0	-	-	-	-	-	-	-	1-0	1-0	-	2-0
Fairfield	-	0-1	-	-	-	-	-	-	-	-	0-1	-	0-1
Florida	-	-	-	-	-	-	-	-	1-0	-	-	1-0	1-0
Florida A&M	-	-	-	-	-	-	2-0	-	-	2-0	-	-	2-0
Florida State	-	-	-	-	-	-	4-4	2-6	0-2	4-4	2-6	0-2	6-12
Furman	-	-	-	-	-	-	2-0	1-0	-	2-0	1-0	-	3-0
Gardner-Webb	-	-	-	-	-	-	1-0	-	0-1	1-0	-	0-1	1-1
George Mason	3-1	0-4	1-1	-	-	-	-	-	-	3-1	0-4	1-1	4-6
George Washington	-	-	0-1	-	-	-	-	-	-	-	-	0-1	0-1

Team	UNCW			Wright State			Clemson			TOTAL			OVERALL
	H	A	N	H	A	N	H	A	N	H	A	N	
Georgia	-	-	-	-	-	-	1-0	0-1	-	1-0	0-1	-	1-1
Georgia State	1-0	1-0	-	-	-	-	1-0	-	-	2-0	1-0	-	3-0
Georgia Tech	-	-	-	-	-	-	8-0	5-3	1-1	8-0	5-3	1-1	14-4
Green Bay	-	-	-	5-0	1-3	-	-	-	-	5-0	1-3	-	6-3
Hawaii	-	-	-	-	-	-	-	0-1	-	-	0-1	-	0-1
High Point	-	-	-	-	-	-	2-0	-	-	2-0	-	-	2-0
Hofstra	4-0	2-2	2-0	-	-	-	-	-	1-0	4-0	2-2	3-0	9-2
Illinois	-	-	-	-	-	-	1-0	-	-	1-0	-	-	1-0
Illinois-Chicago	0-1	0-1	-	4-0	3-1	-	-	-	-	4-1	3-2	-	7-3
Illinois State	-	-	-	0-1	0-1	-	-	-	-	0-1	0-1	-	0-2
IPFW	-	-	-	1-0	-	-	-	-	-	1-0	-	-	1-0
Iowa	-	-	-	-	-	-	-	1-0	-	-	1-0	-	1-0
Jacksonville	1-0	1-0	-	-	-	-	-	-	-	1-0	1-0	-	2-0
James Madison	3-0	4-0	1-0	-	-	-	-	-	-	3-0	4-0	1-0	8-0
Kansas	-	-	-	-	-	-	-	-	0-1	-	-	0-1	0-1
LSU	-	-	-	-	0-1	-	-	-	1-0	-	0-1	1-0	1-1
Long Beach State	-	-	-	-	-	-	-	-	1-0	-	-	1-0	1-0
Louisiana-Lafayette	-	-	-	-	-	-	1-0	-	-	1-0	-	-	1-0
Louisville	-	-	-	-	-	-	2-0	0-2	-	2-0	0-2	-	2-2
Loyola	-	-	-	4-0	3-1	-	-	-	-	4-0	3-1	-	7-1
Marist	-	-	-	1-0	0-1	-	-	-	1-0	1-0	0-1	1-0	2-1
Marshall	1-0	1-0	-	1-0	0-1	-	-	-	-	2-0	1-1	-	3-1
Maryland	-	-	0-1	-	-	-	1-1	0-2	-	1-1	0-2	0-1	1-4
Maryland-Eastern Shore	-	-	-	1-0	-	-	-	-	-	1-0	-	-	1-0
Massachusetts (UMass)	-	-	-	-	-	-	-	-	0-2	-	-	0-2	0-2
Mercer	-	-	-	-	-	-	1-0	-	-	1-0	-	-	1-0
Miami (Fla.)	-	-	-	-	-	-	4-1	1-4	-	4-1	1-4	-	5-5
Miami (Ohio)	-	-	-	1-1	1-1	-	-	-	-	1-1	1-1	-	2-2
Michigan	-	-	-	-	-	-	0-1	-	-	0-1	-	-	0-1
Milwaukee	-	-	-	4-0	0-4	1-0	-	-	-	4-0	0-4	1-0	5-4
Minnesota	-	-	-	-	-	-	-	0-1	-	-	0-1	-	0-1
Mississippi State	-	-	-	-	0-1	-	-	-	-	-	0-1	-	0-1
Mississippi Valley State	-	-	-	-	-	1-0	-	-	-	-	-	1-0	1-0
Murray State	-	-	-	-	-	1-0	-	-	-	-	-	1-0	1-0
Nebraska	-	-	-	-	-	-	1-0	-	-	1-0	-	-	1-0
Nevada	-	-	-	-	-	-	-	-	1-0	-	-	1-0	1-0
New Mexico State	-	-	-	-	-	-	-	-	1-0	-	-	1-0	1-0
Norfolk State	-	-	-	1-0	-	-	-	-	-	1-0	-	-	1-0
North Carolina	0-1	0-1	-	-	-	-	1-4	0-5	0-1	1-5	0-6	0-1	1-12
North Carolina A&T	-	-	-	-	-	-	1-0	-	-	1-0	-	-	1-0
North Carolina Central	-	-	-	-	-	-	1-0	-	-	1-0	-	-	1-0
NC State	-	0-1	-	-	-	-	5-2	1-4	1-0	5-2	1-5	1-0	7-7
North Texas	1-0	0-1	-	-	-	-	-	-	-	1-0	0-1	-	1-1
Northeastern	1-0	-	1-0	0-1	0-1	-	-	-	-	1-1	0-1	1-0	2-2
Northwestern	-	-	1-0	-	-	-	-	-	-	-	-	1-0	1-0
Notre Dame	-	-	-	-	-	-	1-2	0-3	-	1-2	0-3	-	1-5
Oakland	-	-	-	-	-	-	1-1	-	-	1-1	-	-	1-1
Ohio	-	-	-	-	0-1	-	-	-	1-0	-	0-1	1-0	1-1
Ohio State	-	-	-	-	-	-	-	1-0	-	-	1-0	-	1-0
Oklahoma	-	-	-	-	-	-	-	-	0-1	-	-	0-1	0-1
Old Dominion	0-3	0-4	-	-	-	-	-	-	0-1	0-3	0-4	0-1	0-8
Oral Roberts	-	-	-	-	-	1-0	-	-	-	-	-	1-0	1-0
Pittsburgh	-	-	-	-	-	0-1	2-1	2-1	-	2-1	2-1	0-1	4-3
Portland State	-	-	-	-	-	1-0	-	-	-	-	-	1-0	1-0
Presbyterian	-	-	-	1-0	-	-	2-0	-	-	3-0	-	-	3-0
Robert Morris	-	-	-	-	-	-	1-0	-	-	1-0	-	-	1-0
Rutgers	-	-	-	-	-	-	0-1	-	1-0	0-1	-	1-0	1-1
St. Bonaventure	-	-	-	1-0	1-0	-	-	-	-	1-0	1-0	-	2-0
Samford	-	-	-	-	-	1-0	1-0	-	-	1-0	-	1-0	2-0
Sam Houston State	-	-	-	1-0	0-1	-	-	-	-	1-0	0-1	-	1-1
Savannah State	-	-	-	-	-	-	1-0	-	-	1-0	-	-	1-0
Seton Hall	-	-	-	-	-	-	-	-	1-0	-	-	1-0	1-0
South Carolina	-	-	-	-	-	-	2-2	2-2	-	2-2	2-2	-	4-4
SC State	-	-	-	-	-	-	4-0	-	-	4-0	-	-	4-0
South Florida	-	-	-	-	-	1-0	-	-	-	-	-	1-0	1-0
Southern Illinois	-	-	-	-	-	-	-	-	1-0	-	-	1-0	1-0
Southern Methodist (SMU)	-	-	-	-	-	-	-	-	0-1	-	-	0-1	0-1
Stetson	-	-	-	-	-	-	1-0	-	-	1-0	-	-	1-0
Syracuse	-	-	-	-	-	-	1-1	1-2	-	1-1	1-2	-	2-3
Temple	-	-	-	-	-	-	-	-	1-1	-	-	1-1	1-1
Texas-El Paso (UTEP)	-	-	-	-	-	-	-	-	1-1	-	-	1-1	1-1
Texas-San Antonio	1-0	1-0	-	-	-	-	-	-	-	1-0	1-0	-	2-0
Texas Southern	-	-	-	-	-	-	2-0	-	-	2-0	-	-	2-0
Texas Tech	-	0-1	-	-	-	-	-	-	-	-	0-1	-	0-1
Toledo	-	-	-	1-0	1-0	-	-	-	-	1-0	1-0	-	2-0
Towson	4-0	2-1	-	-	-	-	-	-	-	4-0	2-1	-	6-1
UNC Asheville	2-0	1-0	-	-	-	-	1-0	-	-	3-0	1-0	-	4-0
UNC Greensboro	-	-	-	-	-	-	1-0	-	-	1-0	-	-	1-0
UNC Wilmington	-	-	-	-	-	-	1-0	-	-	1-0	-	-	1-0
USC Upstate	-	-	-	-	-	-	1-0	-	-	1-0	-	-	1-0
UTSA	-	-	-	-	-	-	1-0	-	-	1-0	-	-	1-0
Valparaiso	-	-	-	3-1	2-1	0-1	-	-	-	3-1	2-1	0-1	5-3
Virginia	-	-	-	-	-	-	2-3	0-6	0-1	2-3	0-6	0-1	2-10
Virginia Commonwealth (VCU)	4-0	2-2	0-1	-	-	-	-	-	-	4-0	2-2	0-1	6-3
Virginia Military (VMI)	-	-	-	-	-	-	1-0	-	-	1-0	-	-	1-0
Virginia Tech	-	-	-	-	-	-	4-1	1-5	0-1	4-1	1-5	0-1	5-7
Wake Forest	-	-	-	-	0-1	-	6-0	4-1	-	6-0	4-2	-	10-2
Washington	-	-	-	-	0-1	-	-	-	-	-	0-1	-	0-1
Western Carolina	-	-	-	-	-	-	2-0	-	-	2-0	-	-	2-0
West Virginia	-	-	-	-	-	-	-	-	0-1	-	-	0-1	0-1
William & Mary	4-0	3-1	-	-	-	-	-	-	-	4-0	3-1	-	7-1
Winthrop	-	-	-	-	-	-	1-1	-	-	1-1	-	-	1-1
Wisconsin	-	0-1	-	-	-	-	-	-	-	-	0-1	-	0-1
Wofford	-	-	-	-	-	-	2-0	-	-	2-0	-	-	2-0
Wyoming	-	1-0	-	-	-	-	-	-	-	-	1-0	-	1-0
Xavier	-	-	-	-	-	-	-	-	0-1	-	-	0-1	0-1
Youngstown State	-	-	-	4-0	3-1	-	-	-	-	4-0	3-1	-	7-1
TOTALS	44-8	29-28	10-4	50-9	24-34	10-2	100-34	28-59	21-20	194-51	81-121	41-26	316-198

ASSISTANT COACH STEVE SMITH



7TH SEASON AT CLEMSON
17TH SEASON OVERALL
TRINITY COLLEGE '02

Steve Smith enters his seventh season as an assistant coach for the Clemson men's basketball program in 2018-19. Head coach Brad Brownell added Smith to his staff in the summer of 2012 after he spent three seasons as an assistant coach at Georgia Southern University.

With Smith on staff, the Tigers have won at least 10 ACC regular season games in three of six seasons.

Smith coaches the Tiger wing players, and over the past few seasons he has helped spearhead the productivity displayed by two-time All-ACC forward Jaron Blossomgame and Donte Grantham. Prior to a season ending injury, Grantham was turning in a career season in 2017-18, averaging 14.2 points and 6.9 rebounds to lead the Tigers to a 16-3 start to the season.

Blossomgame led the Tigers in scoring each of his last three seasons, and was named the ACC's Most Improved Player in 2015-16 before posting similar numbers again as a senior in 2016-17.

In 2013-14, Smith worked with first-team All-ACC forward and the ACC Defensive Player of the Year, K.J. McDaniels. He produced one of the greatest individual seasons in school history and declared early for the 2014 NBA Draft, where he is now part of the Brooklyn Nets organization.

As a team, the Tigers were 23-13 overall in Smith's second season with the program. Clemson advanced to the NIT semifinals and upset No. 13 Duke 72-59, the largest margin of defeat all season for the Blue Devils. Statistically, Clemson ranked first in the NCAA in defending the three and in the top 10 in both scoring defense (58.4) and blocks per game (6.1).

Smith was the lead recruiter for top-75 prospect Donte Grantham, who signed with the Tigers in the fall of 2013 after a prep season at Hargrave Military Academy in Virginia. Grantham went on to become the only freshman in school history to post at least 40 threes, 40 assists, 20 steals and 20 blocks in a season.

In 2012-13, Smith had a positive impact on freshman Jordan Roper, who led the team in three-point goals, three-point percentage and steals.

Smith coached at Georgia Southern for three seasons under Charlton Young. In Statesboro, Smith was part of a coaching staff charged with leading a program in the midst of a two-year probationary period due to NCAA sanctions stemming from the previous staff. In 2011-12, Smith helped orchestrate an 11-win improvement in the regular season of the Southern Conference, the second-largest single-season turnaround in the conference's history.

In 2011-12, the Eagles went 15-15 overall, 12-6 in the Southern Conference. Smith coached Eric Ferguson to first-team All-SoCon honors, one year after he was named to the All-Freshman Team. He also coached Willie Powers III, a first-team All-SoCon selection in 2010 and third-team performer in 2011.

Prior to three seasons in Statesboro, Smith was an assistant at USC Upstate in Spartanburg, S.C., from 2002-09. He was Eddie Payne's top assistant from 2005-09 during the program's transition into the

Division I level. Smith helped the Spartans to two straight NCAA Tournament appearances at the Division II level in 2005 and 2006.

In 2004-05, USC Upstate went 24-8 and earned a share of the regular season championship in the Peach Belt Conference. The following season, the Spartans were 20-10 and won the PBC Tournament to again advance to the national tournament. USC Upstate moved into the Atlantic Sun Conference in 2007 for Smith's final two years on staff.

He coached a number of individual standouts during his time with the USC Upstate program. He coached Kevin Harrington and Jay Free, two-time All-Peach Belt performers who both scored over 1,000 points in their respective playing careers. Daniel Quinlan was the Peach Belt Freshman of the Year in 2005 and PBC Tournament MVP in 2006.

He coached Bobby Davis, the Spartans' leading career rebounder on a per game basis, for two seasons. He also coached C.J. Paul, the older brother of former Wake Forest standout and current NBA great Chris Paul, to the 1,000-point club at Upstate.

Following a two-year playing career at Morgan State, Smith enlisted in the Army and served various assignments from 1994-2000. He joined an All-Army basketball team that played year-round and traveled the country playing exhibition games.

After completing his service to the Army, he enrolled at Trinity College in 2000 and earned an undergraduate degree in information systems in 2002. He was an assistant women's coach at Allen University in Columbia, S.C., during that time.

Smith is a native of Varnville, S.C., and was a two-time all-region player for Wade Hampton High School. He led the Red Devils to three conference championships. His second cousin, Dwight Smith, was a professional baseball player for four teams, including

the Atlanta Braves, where he was a member of the franchise's 1995 World Series team.

Smith and his wife, Fran, have three children: daughters Tayler and Karsyn, and a son, Jordan.

THE SMITH FILE

Born: Steven Tyrone Smith on Dec. 11, 1972 in Hampton, S.C.

Education: Graduated from Wade Hampton High School in Hampton, S.C., in 1991. Earned bachelor's degree from Trinity College in information systems in 2002.

Playing Experience: Earned two varsity letters as a player at Morgan State from 1991-94. Played on All-Army team that traveled the country playing exhibition games from 1994-2000.

Coaching Experience: Assistant women's coach at Allen University, 2000-02. Assistant coach at USC Upstate, 2002-09. Assistant coach at Georgia Southern, 2009-12. Assistant coach at Clemson, 2012-Present.



ASSISTANT COACH DICK BENDER



7TH SEASON AT CLEMSON
32ND SEASON OVERALL
WESTERN MARYLAND '86

Dick Bender, Clemson's director of men's basketball operations from 2010-14, returned to the program as an assistant coach for the Tigers in the summer of 2016. Bender worked two seasons as an assistant coach under Earl Grant, who left Clemson in 2014 to take the head coaching position at College of Charleston. Bender enters his third season as an assistant in 2018-19.

Bender has had a positive effect on Clemson's lead guards in his first two seasons back on staff. Shelton Mitchell was the Tigers' second-leading scorer and posted over 100 assists in his first season at Clemson, while upping his points-per-game to a career-high 12.2 and finished with a team-best and career-high 119 assists in 2017-18. Marcquise Reed emerged as a top scoring threat for the Tigers in 2017-18 – leading the team with 15.8 points per contest, while adding in 116 assists (second on the squad). Reed made second-team All-ACC in 2017-18 and Mitchell made second-team All-ACC Tournament. Combined with All-NCAA Regional selection Gabe DeVoe, the Tigers won 25 games in 2017-18.

Avry Holmes led the ACC in three-point shooting percentage in 2016-17 and Bender saw the Tigers win 17 games in his first season, including a 62-60 thriller at South Carolina, a team that went on to the Final Four.

In two seasons at Charleston, Bender helped orchestrate an eight-win improvement overall from 2014-15 to 2015-16. The Cougars went 17-14 in Bender's second season on staff, with an 8-10 record in the Colonial Athletic Association. Six of the Cougars' players earned postseason honors, including Cameron Johnson, an All-CAA Third Team and All-Defensive Team selection.

Bender served as Clemson's operations director in Brad Brownell's first four seasons, 2010-14. During that stretch, the program compiled a 74-58 record and advanced to the postseason on two occasions, including the 2011 NCAA Tournament. In 2013-14, his most recent season, he was part of a staff that saw the Tigers improve their overall record by 10 wins and advance to the semifinals of the NIT.

In his first season at Clemson, Bender was an important part of the staff that led the Tigers to a 22-12 final record in 2010-11. Clemson was the No. 4 seed in the ACC Tournament with a 9-7 record. The Tigers advanced to the NCAA Tournament for a record fourth straight season and won their first-round game over UAB, 70-52, in Dayton, Ohio.

Bender brought nearly 25 years of collegiate coaching experience, including 18 at the Division I level, to the Tiger staff when he was hired in 2010. He began his collegiate coaching career at DePauw in 1987 under the late Royce Waltman. He helped the Division III Tigers to an outstanding four-year overall record of 80-30 and to a national runner-up finish in the 1990 NCAA Tournament. One of the players he coached was Brownell.

After his stint with DePauw, Bender served as an assistant coach under Ron Bradley at Radford from 1991-97. The Highlanders compiled the top conference record and non-conference record of all the teams

in the Big South during Bender's six seasons with the program.

Bender was reunited with Waltman as part of the staff at Indiana State and coached with the Sycamores for 10 seasons from 1997-07. He helped ISU to consecutive 20-win seasons and NCAA Tournament appearances in 1999-00 and 2000-01. The Sycamores went on to upset No. 4 seed Oklahoma, 70-68, in the first round of the 2001 NCAA Tournament.

The native of Grantsville, Md., graduated from Western Maryland in 1986 and earned a master's degree from DePauw in 1989. He was a two-year letterman

THE BENDER FILE

Born: Donald Richard Bender on Feb. 1, 1963 in Grantsville, Md.

Education: Earned bachelor's degree from Western Maryland in sociology in 1986. Earned master of arts degree from DePauw University in teaching in 1989.


Playing Experience: Earned two varsity letters as a player at Western Maryland. Was named team MVP as a senior in 1986 and ranked third in the nation in Division III in free throw percentage that season.

Coaching Experience: Assistant coach at DePauw, 1987-91. Assistant coach at Radford, 1991-97. Assistant coach at Indiana State, 1997-2001. Associate head coach at Indiana State, 2001-07. Assistant coach at Tulane, 2007-10. Director of basketball operations at Clemson, 2010-14. Assistant coach at College of Charleston, 2014-16. Assistant coach at Clemson, 2016-Present.

and team MVP at Western Maryland. He was third in the nation in 1985-86 in free throw accuracy for Division III players with a 91 percent clip.



ASSISTANT COACH ANTONIO REYNOLDS DEAN



2ND SEASON AT CLEMSON
9TH SEASON OVERALL
RHODE ISLAND '99

Antonio Reynolds Dean enters his second season on Brad Brownell's staff at Clemson after most recently serving as an assistant coach with the University of Rhode Island's 2017 Atlantic 10 Championship team.

Reynolds Dean primarily works with the Tiger bigs and Clemson saw lots of production from that area in his first season on the court. Elijah Thomas flourished under Reynolds Dean, averaging nearly a double-double with 10.7 points and 8.1 rebounds per game. Thomas also led the team in blocks with 79 en route to being named to the ACC All-Defensive Team.

Aamir Simms shined in his freshman debut, taking over for the injured Donte Grantham in the starting lineup. Simms provided sparks on offense and defense averaging 3.7 points and 3.2 rebounds while swatting 29 shots. Reynolds Dean and his post players helped Clemson to a 25-10 record, including 12 wins over ACC opponents his first season.

Reynolds Dean helped the Rams to a 25-10 record and the 2017 NCAA Tournament where they defeated Creighton and lost by just three points to eventual Final Four team Oregon.

He is the only person in Rhode Island men's basketball history to play on, and coach on an Atlantic 10 Conference championship team. He was a starter on the Rams 1999 team that won the title with a two-point win over a Temple team coached by Hall of Fame mentor John Chaney.

Reynolds Dean was inducted into the University of Rhode Island Athletic Hall of Fame in 2015. The native of Atlanta, Ga. finished his college career as one of just three players in program history to tally at least 1,000 points and 1,000 rebounds, finishing his career from 1995-99 with 1,576 points (11th-best) and 1,028 boards (3rd-best). He averaged double figures all four years of his career and played in 131 games.

Reynolds Dean also ranks third all-time in blocked shots (235) and career games played (131). The Atlantic 10 Rookie-of-the-Year in 1995-96 also earned a spot on the A-10's All-Defensive team in 1996-97. He was a third-team All-Atlantic 10 selection in 1998-99.

A member of one of the winningest classes in program history, his Rhode Island teams reached postseason play three times. His career was highlighted by a run to the 1998 NCAA Elite Eight that included a victory over then No. 1 ranked Kansas. A two-point loss to Stanford ended the Rams run in the regional final.

As a senior, Reynolds Dean was part of URI's 1999 Atlantic 10 Tournament championship – the first A-10 tourney title in school history. He played two years under Al Skinner and two years under Jim Harrick at Rhode Island.

Reynolds Dean spent nine years playing professional basketball. After beginning his pro career with the Dakota Wizards of the International Basketball Association, he was named the league's Rookie of the Year in 1999-2000. Reynolds Dean played throughout Europe and Argentina professionally.

Reynolds Dean began his coaching career as director of basketball operations at Fairfield in 2008-09 under Ed Cooley, now the head coach at Providence.

He began his career as a full-time assistant coach at Northeastern in 2009-10. He served under Head Coach Bill Coen for five seasons. Northeastern won 20 games overall, finished 14-4 in conference play, and reached the NIT in 2010 and 2013.

In 2014-15, Reynolds Dean moved to the College of Charleston where he worked under former Clemson assistant Earl Grant. Current Clemson assistant Dick

Bender was also on that staff. Reynolds Dean then returned to his alma mater for the 2015-16 and 2016-17 seasons.

Reynolds Dean earned his bachelor's degree in education with an emphasis in human development and family studies from Rhode Island in 1999. In 2012, he added a master's degree in sports leadership from Northeastern. He and his wife, Johanna, are the proud parents of two daughters, Jasmine and Naomi.

THE DEAN FILE

Born: Antonio Reynolds Dean on March 11, 1977 in Atlanta, Ga.

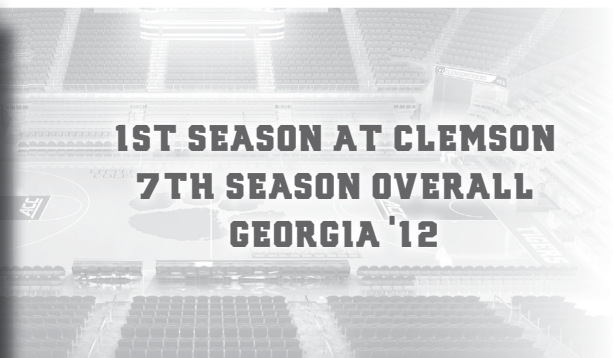
Education: Earned bachelor's degree from Rhode Island in 1999. Earned master's degree in sports leadership from Northeastern in 2012.

Playing Experience: Finished as one of the best post players in Rhode Island history. One of just three players in program history to tally 1,000 points and rebounds. Earned A-10 Rookie of the Year in 1995-96 and a spot on the A-10's All-Defensive Team in 1996-97. Member of A-10 Tourney title team in 1999 and earned third-team all-conference in 1998-99.

Coaching Experience: Director of Basketball Operations at Fairfield, 2008-09. Assistant coach at Northeastern, 2009-14. Assistant coach at College of Charleston, 2014-15. Assistant Coach at Rhode Island, 2015-17. Assistant Coach at Clemson, 2017-present



DIRECTOR OF OPERATIONS MATT BUCKLIN



THE BUCKLIN FILE

Born: Matthew Thomas Bucklin on June 13, 1990 in Marietta, Ga.

Education: Earned bachelor's degree in marketing from Georgia in 2012. Earned master's degree in sport management from Georgia in 2014.

Experience: Graduate assistant at Georgia, 2012-14. Operations coordinator at Georgia, 2014-18.


Matt Bucklin enters his first season on the Clemson men's basketball staff as director of operations. Bucklin served as Georgia's operations coordinator for the past four seasons after serving two years as a graduate assistant on former Bulldog head coach Mark Fox's staff.

The Marietta, Ga., native served as a graduate assistant with the Bulldogs for two seasons from 2012-14 and was then promoted to operations coordinator in July 2014. Bucklin directed a number of tasks, including coordinating players' day-to-day schedules and their academic performance, as well as assisting with the program's on-campus recruiting efforts, summer camps and community outreach.

Bucklin played four seasons (2009-12) for Georgia as a reserve point guard. He originally joined the team as a walk-on before being awarded a scholarship for his junior and senior seasons. Bucklin played in 26 contests during his career and earned his first career start for the Bulldogs in his final home game of his senior season against South Carolina.

During his playing career, Bucklin earned a number of accolades for his work off the court. Most prominent among them included being a four-time member of the SEC Academic Honor Roll, a member of the 2012 SEC Community Service team for men's basketball and a 2012 member of the UGA Student-Athlete Advisory Council.

Bucklin is married to the former Morgan Wietzke.



DIRECTOR OF RECRUITING LUCAS McKAY



9TH SEASON AT CLEMSON
12TH SEASON OVERALL
UNC WILMINGTON '06

THE McKAY FILE

Born: Lucas James McKay on Sept. 17, 1984 in Raleigh, N.C.

Education: Graduated from Sanderson High School in Raleigh, N.C., in 2003. Earned bachelor's degree in political science from UNC Wilmington in 2006. Earned master's degree in student affairs in higher education from Wright State in 2009.

Experience: Student manager at UNC Wilmington, 2003-06. Administrative assistant at Wright State, 2007-10. Video coordinator at Clemson, 2010-14. Director of basketball operations at Clemson, 2014-18. Director of Recruiting at Clemson, 2018-present

Lucas McKay enters his ninth season with the men's basketball program in 2018-19, his first as director of recruiting. McKay spent the previous four seasons as director of operations. McKay assumed that promotion in 2014 after serving as Clemson's video coordinator for four seasons.

In four seasons as director of operations, McKay has helped the Tigers to a 45 ACC regular season wins, including a school record 11 in 2017-18.

That season, the Tigers turned in a banner year for the program with 25 wins and a trip to the NCAA Sweet Sixteen. The Tigers finished tied for third in the ACC after being picked to finished 13th by the media in the preseason poll. The 25 wins were tied for the most in program history.

Clemson's 2013-14 team reached a 10-win improvement over the previous season, finishing 23-13 overall and 10-8 in ACC play. The Tigers led the nation in three-point percentage defense (.285) and were ranked among the NCAA top 10 in scoring defense (58.4 ppg) and blocks per game (6.1).

In 2011-12, the Tigers were 16-15 overall, but rallied to an 8-8 conference record. It was Clemson's fifth straight season at .500 or better in ACC play, a program record. The Tigers knocked off three eventual NCAA Tournament foes, including Sweet 16 participant NC State, during the 2011-12 season.

McKay was an important part of the Tiger staff in 2010-11, when Clemson compiled a 22-12 overall record and advanced to the NCAA Tournament for a record fourth straight season. The Tigers were 9-7

in the ACC and earned a first-round bye in the ACC Tournament by virtue of being the No. 4 seed in the conference. Clemson also won its first NCAA Tournament game in 14 years in 2011 when the Tigers knocked off UAB, 70-52, in Dayton, Ohio, as part of the "First Four" round.

McKay first worked under Brownell as a student manager at UNC Wilmington from 2003-06. He was a manager on Brownell's last team at UNC Wilmington, the 2005-06 squad that went 25-8 and won the Colonial Athletic Association championship en route to an NCAA Tournament appearance. The Seahawks compiled a 59-33 record while McKay was a manager with the team.

McKay earned his undergraduate degree in political science from UNC Wilmington in December 2006. He has worked several regional and national

campus, including ones at Clemson, as a coach and administrator. After graduation, he spent one year as an assistant coach at Harrell's Christian Academy before rejoining Brownell at Wright State in 2007.

He worked as an administrative assistant under Brownell at Wright State. In three seasons with the Raider program, Brownell's teams put together an overall record of 61-35. McKay oversaw the day-to-day organization of the basketball office. His duties included supervision of the managerial staff, organizing recruiting mailouts, arranging travel and video editing. He earned his master's degree in student affairs in higher education from Wright State in June 2009.

McKay is married to the former Lindsay Martin of Newton, N.C. They have a son, Ethan, and daughter, Emerson.



STRENGTH & CONDITIONING COACH MIKE BEWLEY



**3RD SEASON AT CLEMSON
17TH SEASON OVERALL
EASTERN KENTUCKY '98**

Veteran strength & conditioning coach Mike Bewley is in his third season manning the post at Clemson. Head coach Brad Brownell hired Bewley to coordinate the Tigers' efforts in the weight room prior to the 2016-17 season. Bewley was a big factor in Clemson's 25-10 season and Sweet 16 appearance in 2018.

Bewley was assistant director of human performance for the Yellow Jackets from 2012-16, helping Tech to the quarterfinals of the National Invitation Tournament in March. In four seasons, he was charged with implementing athletic performance programs, supervising team and individual training sessions, and testing strength, power and conditioning for Georgia Tech men's basketball and men's tennis.

Prior to his appointment in Atlanta, Bewley was a specialist in sports nutrition and strength & conditioning coach at the University of Dayton from 2005-12. He worked directly with the men's basketball, women's basketball, men's golf and women's golf programs at Dayton.

Before his tenure with the Flyers, Bewley spent 2002-05 as an assistant strength & conditioning coach at Georgia Southern University. He developed and implemented programs for baseball, basketball, soccer and volleyball while in Statesboro.

Bewley is a 1998 graduate of Eastern Kentucky University, earning a bachelor's degree in physical education. Bewley earned a master's degree in education leadership while working as a graduate assistant at the University of Nevada.

Originally from Louisville, Ky., Bewley is a certified strength & conditioning specialist, USA Weightlifting Level I Olympic club coach and specialist in sports nutrition.

His wife, Lisa, has worked as an assistant athletic trainer at Kennesaw State University the past five years. The couple has two daughters, Reagan Marie and Kennedy.

THE BEWLEY FILE

Born: Michael E. Bewley in 1976 in Louisville, Ky.

Education: Graduated from Holy Cross High School in Louisville, Ky., in 1994. Earned bachelor's degree in physical education from Eastern Kentucky in 1998. Earned master's degree in education leadership from Nevada in 2000.

Experience: Assistant strength & conditioning coach at Georgia Southern, 2002-05. Strength & conditioning coach and sports nutrition specialist at Dayton, 2005-12. Director of men's basketball human performance at Georgia Tech, 2012-16. Director of men's basketball strength & conditioning at Clemson, 2016-present.



SUPPORT STAFF



TERRELL MCINTYRE

**DIRECTOR OF PLAYER DEVELOPMENT
2ND SEASON AT CLEMSON
CLEMSON '15**

the Italian League in 2007 and 2009.

The native of Raeford, N.C. also made the All-Euro-league first-team in 2007 and 2009. Three times he was the MVP of the Italian League Finals (2008-09-10). His number-five was retired by Montepaschi Siena of the Italian League, just the third number retired by that franchise.

He returned to Clemson after the conclusion of his playing career and finished his undergraduate requirements in May 2015.

Terrell and his wife Christy have two children, daughter Siena and son Emory. They reside in Matthews, N.C.

Former Clemson Hall of Fame basketball player Terrell McIntyre joined Brad Brownell's staff as Director of Player Development in 2017.

McIntyre played for the Tigers from 1995-99 and was a three-time All-ACC guard. He played on three NCAA Tournament teams, including the 1997 team that advanced to the Sweet 16 and finished with a program best No. 8 national ranking in the USA Today poll.

His senior year when he led the ACC in scoring, Clemson won 20 games and reached the finals of the NIT.

McIntyre ranks second in Clemson history in career scoring (1,839), second in three-point goals (259), third in assists (577) and fourth in steals (194). He was a four-time team MVP or Co-MVP. He was inducted into the Clemson Athletic Hall of Fame in 2007, and was named to the program's 100-Year Anniversary team in 2012.

McIntyre went on to a 12-year professional career in Europe. Over his career he played on four Italian League Championship teams that won the Italian Cup Championship in 2009 and 2010. He was the MVP of



MARTY SIMMONS

**SPECIAL ASSISTANT TO THE
HEAD COACH
1ST SEASON AT CLEMSON
EVANSVILLE '88**

Marty Simmons was appointed as a special assistant to the head coach on Brad Brownell's Clemson basketball staff in August 2018. Simmons, one of the top players in Evansville program history, coached the previous 11 seasons as head coach at his alma mater.

Simmons compiled a record of 184-175 across 11 seasons at Evansville. He led the Aces to the postseason on five occasions and won the 2015 CollegeInsider.com Tournament (CIT).

Simmons' success at his alma mater was recognized by his peers in the Missouri Valley Conference – earning Coach of the Year honors three times.

Prior to his return to Evansville in 2007, Simmons served as head coach for five years at Division II Southern Illinois University-Edwardsville, where he took over a program that had not won 10 games since 1999 and led the Cougars to 23 wins in 2005 and 25 in 2006. SIUE reached the NCAA Tournament in 2005 for the first time in 15 years, and Simmons was chosen as Great Lakes Valley Coach of the Year. His 2006 squad did even better, winning three games in the NCAA Division II Great Lakes Regional Championships and advancing to the Elite Eight. SIUE appeared in the national rankings 16 weeks.

A native of Lawrenceville, Ill., Simmons led Lawrenceville High School to back to back Class A state championships and became one of the most celebrated players in Illinois prep history. Affectionately known as 'Mule,' his 2,986 career points were the third most in Illinois history when he graduated in 1983.

Simmons played at Lawrenceville for Ron Felling, who went on to become an assistant coach at Indiana University. Simmons himself spent his first two years of college at Indiana. As a freshman, he was a key player on I.U.'s final eight team in the 1984 NCAA Tournament. The 1985 team at Indiana finished as runnerup in the National Invitation Tournament (NIT). It was during Indiana's NIT run in 1985 when Indiana University assistant coach Jim Crews was chosen as Evansville's head coach. Two months later, Simmons transferred to Evansville.

Already designated as the Aces' team captain while sitting out his redshirt season, Simmons immediately helped turn around the UE program when he became eligible in 1986-87. He averaged 22.4 points as a junior and led Evansville to a first place tie in the Midwestern Collegiate Conference. As a senior, he finished sixth in the nation in scoring at 25.9, and finished ninth

in balloting for the Associated Press College Basketball Player of the Year. He led the Aces to a 21-8 record in 1988 and a first-round win over Utah in the NIT. It was Evansville's first post-season appearance since 1982, and UE's first post-season win at the Division I level. A first team all-MCC player in both of his seasons at UE, Simmons scored 750 points as a senior, the fourth most in school history. Despite playing only two seasons at Evansville, he ranks 22nd with 1,265 points.

Simmons played one season for the LaCrosse Catbirds of the Continental Basketball Association, in 1988-89, and made the World Basketball League all-star team the following year while playing for the Illinois Express. He returned to the University of Evansville in 1990 as restricted earnings coach on Coach Crews's staff, and remained in that position until taking the head coaching job in 1996-97 at Division III Wartburg (Iowa) College. Simmons returned to the University of Evansville the next season as a full-time assistant coach, and stayed at UE until taking the Southern Illinois-Edwardsville coaching job in April, 2002.

With Simmons on the staff, the Aces reached the NCAA Tournament in 1992, 1993 and 1999, and the NIT in 1994. In addition, they won two MCC and one MVC regular season titles, and two post-season conference tournaments. As recruiting coordinator, he brought in eight players who went on to play professional basketball, and every senior coached by Simmons received his undergraduate degree. He was inducted into the Illinois Basketball Coaches Association Hall of Fame in 1994, and the University of Evansville Athletics Hall of Fame in 1997. Simmons received his bachelor's degree in business administration from UE in 1987, and his master's in business administration in 1993.

Marty and his wife, Angie, have four children: Britany, Kelsey, Blake, and Cole.

SUPPORT STAFF



BRAD CROWE
ATHLETIC TRAINER
3RD SEASON AT CLEMSON
GRAND VALLEY STATE '10


Brad Crowe enters his third season as the athletic trainer for men's basketball at Clemson in 2018-19. He joined Brad Brownell's staff over the summer of 2016.

Crowe joined the Tigers after four years at Mercer University in Macon, Ga., where he worked with men's and

women's cross country and track & field in addition to his men's basketball responsibilities. During his time at Mercer, the Bears made four post-season appearances, including a trip to the 2014 NCAA Tournament. That season, Mercer knocked off Duke by a score of 78-71 in the second round of the tournament.

Crowe spent two years as a graduate assistant athletic trainer at Louisiana Tech University from 2010-12, where his primary job involved working with men's basketball. He earned a master's degree in May 2012 in kinesiology and sports performance. Crowe earned his bachelor's degree in movement science from Grand Valley State University in Michigan in May 2010.

Crowe is a certified member of the National Athletic Trainers' Association (NATA) and is a CPR/AED professional rescuer.



AMIT TAILOR
VIDEO COORDINATOR
3RD SEASON AT CLEMSON
ILLINOIS '08

Amit Tailor enters his third season as video coordinator for men's basketball in 2018-19. He carries several

years of experience to the position, including stints with Santa Clara and Florida men's basketball.

Tailor got his start in basketball through various roles with the Chicago Bulls and New York Knicks in 2012, before landing an assistant video coordinator position with Billy Donovan's Florida Gators in August 2013.

Tailor was responsible for coaches film breakdown for two seasons in Gainesville, helping Florida to a Final Four berth in 2014. He then spent the 2015-16 season as video assistant & analytics coordinator at Santa Clara. Most recently, Tailor was video coordinator for Ole Miss women's basketball over the summer of 2016.

He has extensive experience with USA Basketball, assisting with analytics, film breakdown, drills and day to day operations since June 2014.

Tailor earned a bachelor's degree in chemistry from the University of Illinois in 2008, and a master's degree from Yale University in 2010.

Tailor is engaged to his fiancée, Rekha Wadhwa.



SUSAN RUARK
ASSISTANT TO THE HEAD COACH
18TH SEASON AT CLEMSON
CLEMSON '92

Susan Ruark is in her 18th season as assistant to the head coach of the men's basketball program. After assisting in the completion of the NCAA Self-Study in 2000, she moved into her current position.

Ruark handles all requests relating to head coach Brad Brownell and the day-to-day operation of the men's basketball office. She is responsible for the year-ending awards banquet as well as the program's alumni weekend each season.

In 2012, she was instrumental in the planning of the 100th anniversary celebration held in February, and was the recipient of the Andy Balliet "Spirit of Clemson" Award as a result of her efforts at the year-ending team banquet.

A 1992 graduate of Clemson with a bachelor's degree in elementary education, she is married to Steve Ruark, also a '92 Clemson graduate. The couple has a son, Will, a senior at Clemson.



AARON DUNHAM
Major Gifts Officer



MILT LOWDER
Sports Psychologist



OWEN GODFREY
Ticket Operations



MIKE MONEY
Marketing & Game Management



GRAHAM NEFF
Sport Supervisor/Deputy AD



KYLE SHIELDS
Premium Seating



BEN WINTERROWD
Communications/SID



PATRICK BOLING
Communications G.A.



TERRENCE OGLESBY
Graduate Manager



MASON SCHOEN
Graduate Manager




COLTON AYERS
Student Manager




AARON STEVENS
Student Manager

PRESIDENT JAMES P. CLEMENTS



@CLEMSONPREZ
CLEMSON.EDU/PRESIDENT
MARYLAND-BALTIMORE COUNTY '85



Jim Clements became Clemson University's 15th president on Dec. 31, 2013 after serving as president of West Virginia University. Since his arrival, the value of the Tiger Paw has never been higher, driven by the university's elevated academic reputation and the exposure from Clemson's athletic success on the national stage.

Under Clements' leadership, Clemson has raised the bar in admissions, enrollment, research, graduation and retention rates and fundraising, including the successful completion of the \$1 billion Will To Lead capital campaign. In addition, the campus is currently undergoing the largest construction boom in the history of the university.

Clements is a nationally-recognized leader in higher education who has served as president of a university in three different athletic conferences, Big East Conference, Big XII Conference and ACC, where he served as the 2016-17 chair of the ACC Council of Presidents. He currently serves on the board of directors of the American Council on Education and on the executive

UNDER CLEMENTS' LEADERSHIP

- Undergraduate applications have increased 43 percent.
- Freshman ACT and SAT scores are at an all-time high.
- ClemsonForward strategic plan was launched.
- Research awards have increased 54 percent.
- Clemson University attained Carnegie R1 highest research activity status for first time.
- Clemson University has raised nearly \$600 million in private funds.
- The value of Clemson Foundation Endowment has increased by 30 percent.
- He has led commencement ceremonies for more than 26,000 graduates.

committees for the Association of Public & Land-Grant Universities, the Council of Competitiveness and the Business Higher Education Forum.

Clements holds a B.S. degree in computer science as well as an M.S. degree and Ph.D. in operations analysis from the University of Maryland-Baltimore County. He also holds an M.S. degree in computer science from

Johns Hopkins University and was awarded an honorary degree as doctor of public education from his alma mater, UMBC.

His "Successful Project Management" book is now in its seventh edition and has been published in multiple languages and used in numerous countries.

Clements was born in Arlington, Va., but spent the majority of his life in Maryland before relocating to West Virginia and then Clemson. He and his wife, Beth, have been married for 27 years and have four children, Tyler, Hannah, Maggie and Grace, and two sons-in-law, Tanner Coombs and Max Kinser.



THE CLEMENTS FAMILY - JIM AND WIFE, BETH, ALONG WITH (FROM LEFT TO RIGHT) SON-IN-LAW, TANNER, AND CHILDREN, MAGGIE, HANNAH, GRACE AND TYLER.

DIRECTOR OF ATHLETICS DAN RADAKOVICH



@CLEMSONDRAD
7TH SEASON AT CLEMSON
INDIANA (PA.) '80



Named the 13th director of athletics in Clemson history on Dec. 1, 2012, Dan Radakovich has continuously led the Tiger athletic department to high achievements, both on the field and in the classroom, while developing significant upgrades in finance and facilities. Since his arrival, Radakovich has led Clemson athletics to a period of sustained success, considered among the greatest stretches in school history.

During the 2017-18 academic year, in addition to football reaching the College Football Playoff for the third year in a row, men's basketball advanced to the Sweet 16 for the first time since 1996-97, baseball hosted a regional for the third consecutive season and shared the ACC regular-season title and both soccer programs played in the NCAA Tournament. Clemson became the first school in history to reach the College Football Playoff, advance to the Sweet 16 of the men's basketball NCAA Tournament and host a regional.

The Clemson athletic department tied the university's highest score in the NCAA's Graduation Success Rate at 91 percent. It was sixth nationally among public institutions, while a school-record seven programs were recognized by the NCAA for outstanding APR.

Student-athlete development continues to be a driving force for the athletic department under Radakovich, and the Nieri Family Student-Athlete Enrichment Center in the newly-renovated WestZone is a state-of-the-art facility for student-athlete development in the classroom and community. The development, rebranding and expansion of football's P.A.W. Journey highlights a best-in-class approach to preparation for life after their Clemson football career.

The athletic district has received a near-complete facelift in the past few years, and Littlejohn Coliseum

recently opened to rave reviews following a \$63 million renovation. The new Allen N. Reeves Football Complex opened in 2017 and has set the standard for football facilities around the country.

Since 2013, the athletic department has received approvals for \$162 million in facility improvements and increased spending on direct student-athlete development programs, including nutrition, mental health and professional development, by \$2.4 million. His department has increased overall revenue from \$69 million in fiscal year 2014 to a budgeted \$118 million in fiscal year 2019.

As a result of the litany of accomplishments, he was named 2017 SportsBusiness Journal Athletic Director-of-the-Year after being a finalist in 2015.

Prior to his arrival in Clemson, Radakovich amassed a wealth of experience serving in significant athletic administrative roles at Miami (Fla.), Long Beach State, South Carolina and Louisiana State in addition to athletic directorships at American University and Georgia Tech. His administrative career spans 30 years.

College football entered a new era in 2014 with the College Football Playoff, and Radakovich was at the forefront. He was one of 13 people, including one of only five FBS directors of athletics, to be named to the committee.

In 2012, he was named by NCAA president Mark Emmert as one of 10 directors of athletics to a new advisory commission charged with making recommendations for the future of NCAA rules and policies.

Radakovich came to Clemson from Georgia Tech, where he served with distinction for six years (2006-12). Just Clemson's fifth director of athletics since

1940, he replaced Terry Don Phillips, who retired after over 10 years directing the program.

Prior to his tenure at Georgia Tech, Radakovich worked as a senior associate athletic director at Louisiana State from 2001-06. He had many responsibilities that dealt with the football program and worked closely with then head coach Nick Saban, including the year (2003) the Tigers won the national title.

Between 1994 and 2000, he served as chief financial officer at South Carolina. During that time, he worked with current Clemson football administrators Woody McCorvey and Brad Scott.

He gained experience on the West Coast from 1989-94, when he was a senior associate athletic director at Long Beach State. He got his start in administration at Miami in 1983 as the athletic business manager.

The Aliquippa, Pa., native was first made aware of Tiger athletics through the basketball exploits of Butch Zatezalo, who was from the same town. Zatezalo was a three-time All-ACC Tiger whose legendary 25-point scoring nights received a lot of attention in Pennsylvania in the 1960s when Radakovich was a youth.

Radakovich is a 1980 graduate of Indiana (Pa.), where he earned a bachelor's degree in finance. He was also a football letterman and student coach with

the Crimson Hawk program. He was enshrined into the Beaver County Sports Hall of Fame in 2008 and was recognized as a distinguished alumnus from Indiana in 2009. Radakovich earned his master's degree in business administration from Miami in 1982.

Radakovich, born June 9, 1958, and his wife, Marcie, have two sons, Christian, a 2012 Georgia Tech graduate, and Grant, a 2015 Mercer graduate who was a tight end on the 2016 Clemson national championship football team.



THE RADAKOVICH FAMILY - (FROM LEFT TO RIGHT) CHRISTIAN, DAN, GRANT AND MARCIE.

CLEMSON TIGERS RADIO NETWORK

The Clemson radio network, which is produced by Clemson Tiger Sports Properties in conjunction with JMI, can be heard throughout South Carolina, as well as portions of North Carolina and Georgia on a strong lineup of radio affiliates. The complete list of affiliates can be found on ClemsonTigers.com. Many broadcasts are also carried by SiriusXM radio.

Each broadcast is streamed on ClemsonTigers.com. The broadcast begins coverage of each men's basketball game 30 minutes before tipoff with the Tiger pregame show, which includes pregame thoughts from head coach Brad Brownell and analysis from the crew.

Following the game, our broadcast crew conducts a review of the game, complete statistics and highlight packages. The broadcast also includes a postgame interview with Brad Brownell, allowing Tiger fans to hear Clemson's head coach and his comments on each and every contest.

Don Munson will enter his second season as Clemson's play-by-play voice in 2018-19. Munson was named the voice of Tiger basketball in September 2017.

Munson is in his ninth year with the Clemson athletic department in a full-time capacity and his fifth year as director of broadcasting. Munson is a familiar name to Tiger fans because of his involvement with the Clemson radio network since 1994.

He took over the new position of creative media services director in July 2010 and had department-wide responsibilities, with an emphasis on football. In 2014, he was named director of broadcasting and became the play-by-play voice of Clemson football, just the third person to hold that position since 1968.

Munson also continues to serve as the host of the Clemson football and basketball coaches radio call-in program, "Tiger Calls," including football and men's basketball televised coaches shows. Munson provides play-by-play commentary for football and baseball as well as various Clemson Olympic sports.

Munson has covered Clemson athletics since 1994, when he first joined the network as the network's football pregame, halftime and Fifth Quarter Show host. In 2003, he rejoined the network as host of the Tiger Tailgate Show and Fifth Quarter Show. When Jim Phillips passed away in 2003, he assumed the duties as host of Tiger Calls and play-by-play announcer for



DON MUNSON

Play-by-Play/"Tiger Calls" Host



TIM BOURRET

Color Analyst

women's basketball and baseball.

Munson is a 1984 graduate of Appalachian State with a degree in communications. He was the play-by-play announcer at Appalachian State from 1984-91.


Married on May 26, 1984, Munson and his wife, Elizabeth, have one daughter, Michelle.

Retired assistant athletic director Tim Bourret will serve in the color analyst role again this season. The native of West Hartford, Conn., is in his 39th full season providing color commentary for Clemson basketball, the longest active tenure among color commentators in the ACC in any sport. Bourret celebrated the 1,000-game mark in 2015-16 against his alma mater, Notre Dame.

The 1977 graduate of the South Bend, Ind., institution has done play-by-play with Clemson football, baseball and basketball. He co-authored a book, *Basketball for Dummies*, with ESPN's Digger Phelps and Sports Illustrated's John Walters in 1997. In 2004, he published *Tales From The Hardwood*, documenting Phelps' 20-year run as Notre Dame's head coach.

JMI also produces "Clemson Basketball with Brad Brownell," a 30-minute television show with features on the coaching staff, student-athletes and highlights. The show typically airs for the first time each December, and concludes in March.

"Tiger Calls" will continue to be broadcast throughout the season. Don Munson hosts the call-in show where fans get a chance to talk with Brownell on the air about the team. A schedule of "Tiger Calls" is available online at ClemsonTigers.com. All broadcasts are held in the Jervey Athletic Center studio and streamed online.



((SiriusXM))

TUNE IN

RADIO AFFILIATES

Location	Station	On the Dial
Camden, S.C.	WPUB	102.7 FM
Charleston, S.C.	WQSC	98.5 FM
Charlotte, N.C.	WZGV	730 AM
CLEMSON, S.C.	WCPC	105.5 FM
Columbia, S.C.	WZMJ	93.1 FM
Florence, S.C.	WSIM	97.1 FM
Greenville, S.C.	WYRD	97.7 FM
	WORD	1330 AM
Greenwood, S.C.	WCRS	98.5 FM
		1450 AM
Hampton, S.C.	WBHC	92.1 FM
Hilton Head, S.C.	WHHW	1130 AM
		96.1 FM
Lexington, S.C.	WZMJ	93.1 FM
Lincolnton, N.C.	WLON	1050 AM
Loris, S.C.	WLSC	1240 AM
Myrtle Beach, S.C.	WYEZ	94.5 FM
Newberry, S.C.	WKDK	1240 AM
Orangeburg, S.C.	WGFG	105.3 FM
Rock Hill, S.C.	WRHI	100.1 FM
		1340 AM
Spartanburg, S.C.	WORD	950 AM
	WYRD	97.1 FM
Sumter, S.C.	WWBD	94.7 FM
Union, S.C.	WBCU	103.5 FM
		1460 AM

Note: Flagship station in **BOLD**.



TIM BOURRET BROADCAST HIS 1,000TH GAME AGAINST HIS ALMA MATER, NOTRE DAME, IN 2015.



DON MUNSON ENTERS HIS SECOND SEASON AS THE PLAY-BY-PLAY VOICE OF TIGER BASKETBALL.

2018-19 OPPONENTS

THE CITADEL

Tuesday, November 6 at Clemson, S.C. (7 p.m.)

Quick Facts	
Location	Charleston, South Carolina
Enrollment	2,300
President	Gen. Glenn M. Walters (USMC, Ret.)
Athletic Director	Mike Capaccio
Nickname	Bulldogs
Colors	Citadel Blue, Navy and White
Conference	Southern
Home Court	McAlister Field House (6,000)
Basketball Twitter	@CitadelHoops
SID Contact	Milledge Austin
SID Email	maustin7@citadel.edu
Head Coach	Duggar Baucom (Charlotte, 1995)
Record at The Citadel	33-64 (Three seasons)
Overall Record	221-242 (15 seasons)
Assistant Coaches	Daniel Willis, Willie Bell, Jack Castleberry
Starters Returning/Lost	3/2
Letterwinners Returning/Lost	8/5
2017-2018 Overall/Conference Record	8-21/5-13
Athletic Website	CitadelSports.com

AKRON

Monday, November 19 at Grand Cayman, Cayman Islands (11 a.m.)

Quick Facts	
Location	Akron, Ohio
Enrollment	18,802
President	John C. Green (interim)
Athletic Director	Larry Williams
Nickname	Zips
Colors	Blue and Gold
Conference	Mid-American
Home Court	James A. Rhodes Arena (5,500)
Basketball Twitter	@ZipsMBB
SID Contact	Brian Dennison
SID Email	bld2@uakron.edu
Head Coach	John Groce (Taylor, 1994)
Record at Akron	14-18 (1 season)
Overall Record	194-149 (10 seasons)
Assistant Coaches	Dustin Ford, Rob Fulford, Robby Pridgen
Starters Returning/Lost	1/4
Letterwinners Returning/Lost	3/6
2017-2018 Overall/Conference Record	13-18/6-12
Athletic Website	tsusports.com

MISSISSIPPI STATE

Saturday, December 8 at Newark, N.J. (4 p.m.)

Quick Facts	
Location	Starkville, Miss.
Enrollment	21,622
President	Dr. Mark E. Keenum
Athletic Director	John Cohen
Nickname	Bulldogs
Colors	Maroon and White
Conference	Southeastern
Home Court	Humphrey Coliseum (10,575)
Basketball Twitter	@HailStateMBK
SID Contact	Matt Dunaway
SID Email	mdunaway@athletics.msstate.edu
Head Coach	Ben Howland (Weber State, 1979)
Record at Mississippi State	54-45 (3 seasons)
Overall Record	455-251 (22 seasons)
Assistant Coaches	George Brooks, Korey McCray, Ernie Zeigler
2017-2018 Overall/Conference Record	24-12/9-9
Athletic Website	hailstate.com

NORTH CAROLINA CENTRAL

Friday, November 9 at Clemson, S.C. (7 p.m.)

Quick Facts	
Location	Durham, N.C.
Enrollment	8,096
Chancellor	Dr. Johnson O. Akinleye
Athletic Director	Ingrid Wicker-McCree, Ed.D
Nickname	Eagles
Colors	Maroon and Gray
Conference	Mid-Eastern Athletic
Home Court	McDougald-McLendon Arena (3,116)
Basketball Twitter	@NCCUathletics
SID Contact	Jonathan Duren
SID Email	jduren@nccu.edu
Head Coach	LeVelle Moton
Record at NCCU	171-119 (nine seasons)
Overall Record	Same
Assistant Coaches	Luke D'Alessio, Reggie Sharp, Eric Wilson
2017-2018 Overall/Conference Record	16-16/9-7
Athletic Website	nccueaglepride.com

NEBRASKA

Monday, November 26 at Clemson, S.C. (7 p.m.)

Quick Facts	
Location	Lincoln, Neb.
Enrollment	25,820
Chancellor	Ronnie Green
Athletic Director	Bill Moos
Nickname	Cornhuskers
Colors	Scarlet and Cream
Conference	Big Ten
Home Court	Pinnacle Bank Arena (15,000)
Basketball Twitter	@HuskerHoops
SID Contact	Shamus McKnight
SID Email	smcknight@huskers.edu
Head Coach	Tim Miles (University of Mary, 1989)
Record at Nebraska	97-97 (Seventh season)
Overall Record	380-317 (24th season)
Assistant Coaches	Armon Gates, Michael Lewis, Jim Molinari
Starters Returning/Lost	3/2
Letterwinners Returning/Lost	9/6
2017-2018 Overall/Conference Record	22-11/13-5
Athletic Website	Huskers.com

RADFORD

Saturday December 15 at Clemson, S.C. (3 p.m.)

Quick Facts	
Location	Radford, Va.
Enrollment	9,401
President	Dr. Brian O. Hemphill
Athletic Director	Robert Lineburg
Nickname	Highlanders
Colors	Red, Blue and Gray
Conference	Big South
Home Court	Dedmon Center (3,215)
Basketball Twitter	@RadfordMBB
SID Contact	Nate Wise
SID Email	nwise5@radford.edu
Head Coach	Mike Jones (Howard, '90)
Record at Radford	114-116 (Seven seasons)
Overall Record	Same
Assistant Coaches	Ron Jirsa, David Boyden, Donny Lind
2017-2018 Overall/Conference Record	21-13/12-6
Athletic Website	radfordathletics.com

SAM HOUSTON STATE

Wednesday, November 14 at Clemson, S.C. (7 p.m.)

Quick Facts	
Location	Huntsville, Texas
Enrollment	20,477
President	Dr. Dana G. Hoyt
Athletic Director	Bobby Williams
Nickname	Bearkats
Colors	Orange and White
Conference	Southland
Home Court	Bernard G. Johnson Arena (6,100)
Basketball Twitter	@BearkatsMBB
SID Contact	Shannon Carrico
SID Email	shancarrico@shsu.edu
Head Coach	Jason Hooten (Tarleton State, 1993)
Record at Sam Houston State	158-113 (eight seasons)
Overall Record	Same
Assistant Coaches	Chris Mudge, Chuck Taylor, Kyle Campbell
2017-2018 Overall/Conference Record	17-15/12-6
Athletic Website	gobearkats.com

SAINT PETERS

Tuesday, December 4 at Clemson, S.C. (7 p.m.)

Quick Facts	
Location	Jersey City, Pa.
Enrollment	2,637
President	Dr. Eugene J. Cornacchia
Athletic Director	Bryan Felt
Nickname	Peacocks
Colors	Blue and White
Conference	Metro Atlantic Athletic
Home Court	Victor R. Yanitelli Center (3,200)
Basketball Twitter	@PeacocksMBB
SID Contact	Hamilton Cook Jr.
SID Email	hcook@saintpeters.edu
Head Coach	Shaheen Holloway (Seton Hall, '00)
Record at Saint Peter's	First season
Overall Record	First season
Assistant Coaches	Ryan Whalen, Matt Eisele, John Morton
2017-2018 Overall/Conference Record	14-18/6-12
Athletic Website	saintpeterspeacocks.com

CHARLESTON SOUTHERN

Tuesday, December 18 at Clemson, S.C. (7 p.m.)

Quick Facts	
Location	Charleston, S.C.
Enrollment	3,575
President	Dr. Dondi Costin
Athletic Director	Jeff Barber
Nickname	Buccaneers
Colors	Blue and Gold
Conference	Big South
Home Court	Buccaneer Fieldhouse (1,000)
Basketball Twitter	@CSU_Mbball
SID Contact	Seth Montgomery
SID Email	smontgomery@csuniv.edu
Head Coach	Barclay Radebaugh (ETSU, 1987)
Record at Charleston Southern	175-222 (13 seasons)
Overall Record	196-230 (14 seasons)
Assistant Coaches	Rick Duckett, Thomas Butters, Arlon Harper
Starters Returning/Lost	4/1
Letterwinners Returning/Lost	6/6
2017-2018 Overall/Conference Record	12-16/9-9
Athletic Website	csusports.com



2018-19 OPPONENTS

SOUTH CAROLINA

Saturday, December 22 at Columbia, S.C. (2 p.m.)

Quick Facts

Location	Columbia, S.C.
Enrollment	34,731
President	Dr. Harris Pastides
Athletic Director	Ray Tanner
Nickname	Gamecocks
Colors	Garnet & Black
Conference	Southeastern
Home Court	Colonial Life Arena (18,000)
Basketball Twitter	@GamecockMBB
SID Contact	Emily Miles
SID Email	efeeneey@mailbox.sc.edu
Head Coach	Frank Martin (Florida International '93)
Record at South Carolina	113-90 (Six seasons)
Overall Record	230-144 (11 seasons)
Assistant Coaches	Perry Clark, Chuck Martin, Bruce Shingler
Starters Returning/Lost	5/0
Letterwinners Returning/Lost	7/8
2017-2018 Overall/Conference Record	17-16/7-11
Athletic Website	GamecocksOnline.com

SYRACUSE

Wednesday, January 9 at Syracuse, N.Y. (8 p.m.)
Saturday, March 9 at Clemson, S.C. (12 p.m.)

Quick Facts

Location	Syracuse, N.Y.
Enrollment	14,847
Chancellor	Kent Syverud
Athletic Director	John Wildhack
Nickname	Orange
Colors	Orange
Conference	Atlantic Coast
Home Court	Carrier Dome (35,446)
Basketball Twitter	@Cuse_MBB
SID Contact	Pete Moore
SID Email	pimoore@syr.edu
Head Coach	Jim Boeheim (Syracuse, '66)
Record at Syracuse	926-371 (42 seasons)
Overall Record	Same
Assistant Coaches	Adrian Autry, Gerry McNamara, Allen Griffin
Starters Returning/Lost	5/0
Letterwinners Returning/Lost	10/2
2017-2018 Overall/Conference Record	23-14/8-10
Athletic Website	Cuse.com

FLORIDA STATE

Tuesday, January 22 at Tallahassee, Fla. (7 p.m.)
Tuesday, February 19 at Clemson, S.C. (9 p.m.)

Quick Facts

Location	Tallahassee, Fla.
Enrollment	41,900
President	Dr. John Thrasher
Athletic Director	Stan Wilcox
Nickname	Seminoles
Colors	Garnet & Gold
Conference	Atlantic Coast
Home Court	Tucker Center (11,500)
Basketball Twitter	@FSUhoops
SID Contact	Chuck Walsh
SID Email	cwalsh@fsu.edu
Head Coach	Leonard Hamilton (UT-Martin, '71)
Record at Florida State	305-208 (16 seasons)
Overall Record	505-418 (30 seasons)
Assistant Coaches	Stan Jones, Dennis Gates, Charlton Young
Starters Returning/Lost	3/2
Letterwinners Returning/Lost	12/4
2017-2018 Overall/Conference Record	23-12/9-9
Athletic Website	seminoles.com

LIPSCOMB

Saturday, December 30 at Clemson, S.C. (3 p.m.)

Quick Facts

Location	Nashville, Tenn.
Enrollment	4,585
Chancellor	Dr. L. Randolph Lowry III
Athletic Director	Phillip Hutcheson
Nickname	Bisons
Colors	Purple and Gold
Conference	Atlantic Sun
Home Court	Allen Arena (5,028)
Basketball Twitter	@LipscombMBB
SID Contact	Kirk Downs
SID Email	kirk.downs@lipscomb.edu
Head Coach	Casey Alexander (Belmont, 1995)
Record at Lipscomb	81-76 (Four seasons)
Overall Record	105-112 (Seven seasons)
Assistant Coaches	Roger Idstrom, Steve Drabyn, Sean Rutigliano
2017-2018 Overall/Conference Record	20-10/10-4
Athletic Website	lipscombsports.com

VIRGINIA

Saturday, January 12 at Clemson, S.C. (12 p.m.)

Quick Facts

Location	Charlottesville, Va.
Enrollment	22,805
President	Dr. James E. Ryan
Athletic Director	Carla Williams
Nickname	Cavaliers
Colors	Orange & Blue
Conference	Atlantic Coast
Home Court	John Paul Jones Arena (14,623)
Basketball Twitter	@UVAHoopers
SID Contact	Erich Bacher
SID Email	bacher@virginia.edu
Head Coach	Tony Bennett (Green Bay, '92)
Record at Virginia	219-86 (9 seasons)
Overall Record	288-119 (12 seasons)
Assistant Coaches	Jason Williford, Brad Sorderberg, Orlando Vandross
Starters Returning/Lost	3/2
Letterwinners Returning/Lost	6/3
2017-2018 Overall/Conference Record	31-3/17-1
Athletic Website	VirginiaSports.com

NC STATE

Saturday, January 26 at Raleigh, N.C. (2 p.m.)

Quick Facts

Location	Raleigh, N.C.
Enrollment	34,015
Chancellor	Dr. Randy Woodson
Athletic Director	Deborah A. Yow
Nickname	Wolfpack
Colors	Red, White & Black
Conference	Atlantic Coast
Home Court	PNC Arena (19,700)
Basketball Twitter	@PackMensBball
SID Contact	Craig Hammel
SID Email	cwhamme2@ncsu.edu
Head Coach	Kevin Keatts (Ferrum, '95)
Record at NC State	21-12 (One season)
Overall Record	93-40 (Four seasons)
Assistant Coaches	James Johnson, Takayo Siddle, Roy Roberson
Starters Returning/Lost	3/2
Letterwinners Returning/Lost	8/6
2017-2018 Overall/Conference Record	21-12/11-7
Athletic Website	GoPack.com

DUKE

Saturday, January 5 at Durham, N.C. (2 p.m. or 8 p.m.)

Quick Facts

Location	Durham, N.C.
Enrollment	6,485
President	Dr. Vincent Price
Athletic Director	Kevin White
Nickname	Blue Devils
Colors	Duke Blue & White
Conference	Atlantic Coast
Home Court	Cameron Indoor Stadium (9,314)
Basketball Twitter	@DukeMBB
SID Contact	Mike DeGeorge
SID Email	mvd8@duke.edu
Head Coach	Mike Krzyzewski (Army '69)
Record at Duke	1,027-279 (38 seasons)
Overall Record	1,100-339 (42 seasons)
Assistant Coaches	Nate James, Jon Scheyer, Chris Carrawell
Starters Returning/Lost	0/5
Letterwinners Returning/Lost	9/5
2017-2018 Overall/Conference Record	29-8/13-5
Athletic Website	GoDuke.com

GEORGIA TECH

Wednesday, January 16 at Clemson, S.C. (9 p.m.)
Wednesday, February 6 at Atlanta, Ga. (7 p.m.)

Quick Facts

Location	Atlanta, Ga.
Enrollment	25,000
President	Dr. G.P. "Bud" Peterson
Athletic Director	Todd Stansbury
Nickname	Yellow Jackets
Colors	Old Gold & White
Conference	Atlantic Coast
Home Court	McCamish Pavilion (8,600)
Basketball Twitter	@GTMBB
SID Contact	Mike Stamus
SID Email	mstamus@athletics.gatech.edu
Head Coach	Josh Pastner (Arizona, '97)
Record at Georgia Tech	34-35 (Two seasons)
Overall Record	201-208 (Nine seasons)
Assistant Coaches	Eric Reveno, Julian Swartz, Anthony Wilkins
Starters Returning/Lost	2/3
Letterwinners Returning/Lost	12/4
2017-2018 Overall/Conference Record	13-19/6-12
Athletic Website	RamblinWreck.com

PITTSBURGH

Tuesday, January 29 at Clemson, S.C. (9 p.m.)
Wednesday, February 27 at Pittsburgh, Pa. (7 p.m.)

Quick Facts

Location	Pittsburgh, Pa.
Enrollment	34,580
Chancellor	Patrick D. Gallagher
Athletic Director	Heather Lyke
Nickname	Panthers
Colors	Blue & Gold
Conference	Atlantic Coast
Home Court	Petersen Events Center (12,508)
Basketball Twitter	@Pitt_MBB
SID Contact	Matt Plizga
SID Email	mplizga@athletics.pitt.edu
Head Coach	Jeff Capel (Duke, '97)
Record at Pittsburgh	First Season
Overall Record	162-110 (Nine seasons)
Assistant Coaches	Tim O'Toole, Milan Brown, Jason Capel
Starters Returning/Lost	3/2
Letterwinners Returning/Lost	9/5
2017-2018 Overall/Conference Record	8-24/0-18
Athletic Website	PittsburghPanthers.com

2018-19 OPPONENTS

WAKE FOREST

Sunday, February 3 at Clemson, S.C. (12 p.m.)

Quick Facts

Location	Winston-Salem, N.C.
Enrollment	7,669
President	Dr. Nathan O. Hatch
Athletic Director	Ron Wellman
Nickname	Deamon Deacons
Colors	Old Gold & Black
Conference	Atlantic Coast
Home Court	Lawrence- Joel Veterans Memorial Coliseum (14,665)
Basketball Twitter	@WakeMBB
SID Contact	Steve Kirkland
SID Email	kirklasg@wfu.edu
Head Coach	Danny Manning (Kansas '91)
Record at Wake Forest	54-73 (Four seasons)
Overall Record	92-102 (Six seasons)
Assistant Coaches	Randolph Childress, Steve Woodberry, Jamill Jones
Starters Returning/Lost	2/3
Letterwinners Returning/Lost	12/5
2017-2018 Overall/Conference Record	11-20/4-14
Athletic Website	WakeForestSports.com

VIRGINIA TECH

Saturday, February 9 at Clemson, S.C. (12 p.m.)

Quick Facts

Location	Blacksburg, Va.
Enrollment	31,090
President	Tim Sands
Athletic Director	Whit Babcock
Nickname	Hokies
Colors	Chicago Maroon & Burnt Orange
Conference	Atlantic Coast
Home Court	Cassell Coliseum (10,000)
Basketball Twitter	@VT_MBBall
SID Contact	Kelsey Appleton
SID Email	kelsey89@vt.edu
Head Coach	Buzz Williams (Oklahoma City University '94)
Record at Virginia Tech	74-60 (Four seasons)
Overall Record	227-146 (11 seasons)
Assistant Coaches	Jamie McNeilly, Christian Webster, Devin Johnson
2017-2018 Overall/Conference Record	21-12/10-8
Athletic Website	HokieSports.com

MIAMI

Wednesday, February 13 at Miami, Fla. (7 p.m.)

Quick Facts

Location	Coral Gables, Fla.
Enrollment	17,021
President	Dr. Julio Frenk
Athletic Director	Blake James
Nickname	Hurricanes
Colors	Orange, Green & White
Conference	Atlantic Coast
Home Court	BankUnited Center (7,972)
Basketball Twitter	@CanesHoops
SID Contact	Andy Fledgerjohann
SID Email	afledgerjohann@miami.edu
Head Coach	Jim Larranaga (Providence '71)
Record at Miami	161-79 (Seven seasons)
Overall Record	631-413 (34 seasons)
Assistant Coaches	Chris Caputo, Pooh Williamson, Adam Fisher
Starters Returning/Lost	3/2
Letterwinners Returning/Lost	7/5
2017-2018 Overall/Conference Record	22-10/11-7
Athletic Website	HurricaneSports.com

LOUISVILLE

Saturday, February 16 at Louisville, Ky. (12 p.m.)

Quick Facts

Location	Louisville, Ky.
Enrollment	23,000
President	Dr. Neeli Bendapudi
Athletic Director	Vince Tyra
Nickname	Cardinals
Colors	Red & Black
Conference	Atlantic Coast
Home Court	KFC Yum! Center (22,000)
Basketball Twitter	@KKcards
SID Contact	Kenny Klein
SID Email	kenny@gocards.com
Acting Head Coach	Chris Mack
Record at Louisville	First Season
Overall Record	215-97 (Nine seasons)
Assistant Coaches	Dino Gaudio, Luke Murray, Mike Pegues
Starters Returning/Lost	1/4
2017-2018 Overall/Conference Record	22-14/9-9
Athletic Website	GoCards.com

BOSTON COLLEGE

Saturday, February 23 at Clemson, S.C. (12 p.m.)

Quick Facts

Location	Chestnut Hill, Mass.
Enrollment	14,250
President	Rev. William P. Leahy, S.J.
Athletic Director	Martin Jarmond
Nickname	Eagles
Colors	Maroon & Gold
Conference	Atlantic Coast
Home Court	Silvio O. Conte Forum (8,606)
Basketball Twitter	@BCMBB
SID Contact	Mike Laprey
SID Email	laprey@bc.edu
Head Coach	Jim Christian (Rhode Island '88)
Record at Boston College	48-83 (Four seasons)
Overall Record	291-236 (16 seasons)
Assistant Coaches	Scott Spinelli, Bill Wuczynski, Chris Cheeks
2017-2018 Overall/Conference Record	19-16/7-11
Athletic Website	BCeagles.com

NORTH CAROLINA

Saturday, March 2 at Clemson, S.C. (4 or 6 p.m.)

Quick Facts

Location	Chapel Hill, N.C.
Enrollment	18,814
Chancellor	Carol Folt
Athletic Director	Bubba Cunningham
Nickname	Tar Heels
Colors	Carolina Blue & White
Conference	Atlantic Coast
Home Court	Dean E. Smith Center (21,750)
Basketball Twitter	@UNC_Basketball
SID Contact	Steve Kirschner
SID Email	stevekirschner@unc.edu
Head Coach	Roy Williams (North Carolina '72)
Record at North Carolina	424-126 (15 seasons)
Overall Record	842-227 (30 seasons)
Assistant Coaches	Steve Robinson, Hubert Davis, Brad Frederick
Starters Returning/Lost	3/2
Letterwinners Returning/Lost	11/5
2017-2018 Overall/Conference Record	26-11/11-7
Athletic Website	GoHeels.com

NOTRE DAME

Wednesday, March 6 at Notre Dame, Ind. (9 p.m.)

Quick Facts

Location	Notre Dame, Ind.
Enrollment	12,393
President	Rev. John I. Jenkins, C.S.C.
Athletic Director	Jack Swarbrick
Symbol	Fighting Irish
Colors	Blue & Gold
Conference	Atlantic Coast
Home Court	Purcell Pavilion at the Joyce Center (9,149)
Basketball Twitter	@NDMBB
SID Contact	Alan Wasielewski
SID Email	awasiele@nd.edu
Head Coach	Mike Brey (George Washington '82)
Record at Notre Dame	403-202 (18 seasons)
Overall Record	502-254 (23 seasons)
Assistant Coaches	Rod Balanis, Ryan Ayers, Ryan Humphrey
Starters Returning/Lost	2/3
Letterwinners Returning/Lost	7/5
2017-2018 Overall/Conference Record	20-15/8-10
Athletic Website	UND.com



THIS IS CLEMSON BASKETBALL

GRADUATION SUCCESS

CLEMSON HAS HAD AN OUTSTANDING TRACK RECORD OF GRADUATING ITS PLAYERS UNDER BRAD BROWNELL. THIS PAST MAY THE TIGERS HONORED THE LATE DEMONTEZ STITT WITH HIS POSTHUMOUS DEGREE. IT WAS PRESENTED WITH HIS MOTHER AND DAUGHTER THERE TO RECEIVE IT.



NIERI FAMILY STUDENT-ATHLETE ENRICHMENT CENTER



Steve Duzan
Associate AD, Athletic
Academic Services

Clemson's award-winning department of athletic academic services moved from Vickery Hall, its home since 1991, to the WestZone of Memorial Stadium in August 2017. The facility, originally constructed in 2009 as the center of Clemson football, came open when the football program built the Allen N. Reeves Football Complex.

The new home of Clemson academic advising for all sports is one of the most spacious and efficient facilities of its kind in the nation. Clemson has a longstanding vision and commitment to the personal and academic growth and development of its student-athletes, and this new facility at Memorial Stadium continues that

commitment in grand fashion. It will also continue to keep Clemson among the nation's best in APR scores and other academic metrics.

The program is dedicated to providing a holistic, educational experience by inspiring an environment of respect, integrity, and excellence. Under the direction of Steve Duzan, senior associate athletic director for academic development, the staff guides and encourages each individual to reach his or her full potential as a student, athlete and citizen.

An original member of the NCAA Champs/Life Skills Program, the staff works in conjunction with the department of student-athlete development and provides opportunities and services to address the changing needs and skills of student-athletes during college as well as after graduation.

The program has a strong tradition of success and was selected for the FBS Athletic Director's Association Program of Excellence Award, recognizing Champs/Life Skills excellence.

ACADEMIC ADVISING



**LESLIE
MORELAND-
BISHOP**

Leslie Moreland-Bishop is in her 12th season as the academic coordinator for the men's basketball program. She is in her 16th year as a member of the staff, moving into an assistant athletic director position for athletic academic services in the fall of 2015.

Moreland-Bishop came to Clemson in 2001 as the director of career services for student-athletes. She also worked as the academic advisor for the athletic department managers and athletic trainers from 2001-04. In 2004, Moreland-Bishop began working with the women's basketball program. She joined the men's basketball support staff in 2007. In the fall of 2011, the men's team set a semester record with a 3.13 GPA. In addition, 18 men's players have graduated since 2006.

Moreland-Bishop is a former student-athlete at the Division III level. She was a second-team all-conference performer in field hockey for Wittenberg University in Ohio. She helped the Tigers to three conference championships and three NCAA Tournament appearances during her time with the program. She also played softball and was a team captain for two seasons.

She worked as an assistant coach with the field hockey team at University of the Pacific in Stockton, Calif., in 1999-00 and also spent time as an experiential learning advisor at the institution in 2001.

Moreland-Bishop earned her undergraduate degree in psychology from Wittenberg University in 1999. She earned a master's degree in educational counseling and psychology from Pacific in 2000.

In 2009, she earned a Ph.D. from Clemson in parks, recreation, & tourism management. Her dissertation was titled "The Impact of Transition out of Intercollegiate Athletics."

Moreland-Bishop, a native of Darnestown, Md., is married to David Bishop of Florence, S.C. The couple has two children, Drake and Evie.



HEAD COACH BRAD BROWNELL WITH ACADEMIC COORDINATOR LESLIE MORELAND-BISHOP AND MAY 2018 GRADUATES (L-R) DAVID SKARA, MARCQUISE REED, SHELTON MITCHELL, DONTÉ GRANTHAM AND GABE DeVÖE.



NIERI FAMILY STUDENT-ATHLETE ENRICHMENT CENTER



DONTE GRANTHAM EARNED HIS UNDERGRADUATE DEGREE IN MAY 2018.

APR DATA & GRADUATION RATES

Clemson head coach Brad Brownell has a great reputation when it comes to stressing the importance of academics to his players, a statement best illustrated by his APR scores and graduation rates.

In 16 years as a head coach, Brownell has only had one APR figure lower than 936 and has had eight cohorts with perfect scores. He has been above the national average all but one cohort.

Under Brownell, 26 out of the 27 seniors he has coached at Clemson have left with a degree. In the 2017-18 academic year, Gabe DeVoe, Donte Grantham, Shelton Mitchell, Marcquise Reed and David Skara earned undergraduate degrees.

Brownell's Year-by-Year APR

Year	School	APR
2003-04	UNC Wilmington	981
2004-05	UNC Wilmington	1000
2005-06	UNC Wilmington	1000
	Wright State	854
2006-07	Wright State	952
2007-08	Wright State	1000
2008-09	Wright State	1000
2009-10	Wright State	936
	Clemson	1000
2010-11	Clemson	953
2011-12	Clemson	973
2012-13	Clemson	989
2013-14	Clemson	989
2014-15	Clemson	1000
2015-16	Clemson	1000
2016-17	Clemson	1000



FORMER TIGER GUARD GABE DeVoe EARNED HIS UNDERGRADUATE CLEMSON DEGREE IN MAY 2018.

LITTLEJOHN COLISEUM



LITTLEJOHN COLISEUM

THE NEW LITTLEJOHN

Opened: October 2016

Cost: \$63.5 Million

Capacity: 9,000

RENOVATION FEATURES

- Newly configured seating bowl, with court rotating 90 degrees from its prior layout
- Swann Pavilion, a newly designed operations complex and practice facility connected to the arena
- Burton Gallery, a new 10,000 square foot main entrance space housing ticket booths
- Expanded portals, allowing for a more accessible in-game atmosphere from the concourse level
- Coliseum club premium seating area
- Courtside club premium seating area
- Coaches offices overlooking the practice gym
- Expansive space for staff conferences
- Locker room for players, coaches and staff
- Team film and meeting room
- Players lounge
- Recruiting lounge
- Weight room connecting the players lounge to the practice gym
- Athletic training room

NBA INFLUENCE

TREVOR BOOKER
Clemson (2006-10)

CLEMSON'S NBA HONORS

NBA World Champions

1991	Horace Grant, Chicago Bulls
1992	Horace Grant, Chicago Bulls
1993	Horace Grant, Chicago Bulls
2001	Horace Grant, Los Angeles Lakers
2004	Elden Campbell, Detroit Pistons

NBA All-Stars

1968	Randy Mahaffey, Kentucky Colonels
1985	Larry Nance, Phoenix Suns
1989	Larry Nance, Cleveland Cavaliers
1993	Larry Nance, Cleveland Cavaliers
1994	Horace Grant, Chicago Bulls
2000	Dale Davis, Indiana Pacers

Retired Number

Larry Nance	Cleveland Cavaliers, #22
-------------	--------------------------

All-Time Team

Larry Nance	Cleveland Cavaliers (voted 1999)
-------------	----------------------------------

NBA Slam Dunk Champion

1984	Larry Nance, Phoenix Suns
------	---------------------------

Led NBA in Statistical Category

1983	Tree Rollins, Atlanta Hawks (Blocked Shots)
------	---

NBA All Rookie Team, Second Team

1995	Sharone Wright, Philadelphia 76ers
------	------------------------------------

NBA All Defense, First Team

1984	Tree Rollins, Atlanta Hawks
1989	Larry Nance, Cleveland Cavaliers

NBA All Defense, Second Team

1992	Larry Nance, Cleveland Cavaliers
1993	Larry Nance, Cleveland Cavaliers
	Horace Grant, Chicago Bulls
1994	Horace Grant, Chicago Bulls
1995	Horace Grant, Orlando Magic
1996	Horace Grant, Orlando Magic

TIGERS IN THE NBA

Randy Mahaffey, F

Kentucky Colonels	1968-69
New York Nets	1969-70
Carolina Cougars	1970-71

Skip Wise, G

San Antonio Spurs	1975-76
-------------------	---------

Tree Rollins, C

Atlanta Hawks	1978-88
Cleveland Cavaliers	1989-90
Detroit Pistons	1990-91
Houston Rockets	1991-93
Orlando Magic	1993-95

Larry Nance, F

Phoenix Suns	1982-88
Cleveland Cavaliers	1988-94

Horace Grant, F

Chicago Bulls	1988-94
Orlando Magic	1994-99, 2001-03
Seattle Supersonics	1999-2000
Los Angeles Lakers	2000-01, 2003-04

Devin Gray, F

San Antonio Spurs, Sacramento Kings	1996-97
Houston Rockets	1999-2000

Elden Campbell, C

Los Angeles Lakers	1990-99
Charlotte/New Orleans Hornets	1999-2002
Seattle Supersonics	2002-03
Detroit Pistons	2003-05

Dale Davis, F

Indiana Pacers	1991-2000, 2004-05
Portland Trailblazers	2000-04
Golden State Warriors	2004-05
Detroit Pistons	2005-07

Chris Whitney, G

San Antonio Spurs	1993-95
Washington Wizards	1995-2002, 2003-04
Denver Nuggets	2002-03
Orlando Magic	2002-03

Sharone Wright, C

Philadelphia 76ers	1994-95
Toronto Raptors	1995-98

Greg Buckner, G

Dallas Mavericks	1999-2002, 2006-07
Philadelphia 76ers	2002-04
Denver Nuggets	2004-06
Minnesota Timberwolves	2007-08
Memphis Grizzlies	2008-09

Harold Jamison, F

Miami Heat	1999-2000
Los Angeles Clippers	2001-02

Will Solomon, G

Memphis Grizzlies	2001-02
Toronto Raptors, Sacramento Kings	2008-09

Trevor Booker, F

Washington Wizards	2010-14
Utah Jazz	2014-16
Brooklyn Nets	2016-18
Indiana Pacers	2018

K.J. McDaniels, G

Philadelphia 76ers	2014-15
Houston Rockets	2015-17
Brooklyn Nets	2017
Toronto Raptors	2017

NBA DRAFT HISTORY

SHARONE WRIGHT
Clemson (1991-94)

CLEMSON'S NBA DRAFT HISTORY

Year	Player	Rd	Pick	Franchise
1952	John Snee, C	NA	NA	Milwaukee
1958	Ed Brinkley, C	8	57	Minneapolis Lakers
1960	George Krayjack, G	18	101	New York Knicks
1964	Jim Brennan, G	9	75	Philadelphia Warriors
1967	Randy Mahaffey, F	2	16	Los Angeles Lakers
	Jim Sutherland, G	14	147	Seattle Supersonics
1975	Wayne Croft, C	7	113	Kansas City Kings
1977	Tree Rollins, C	1	14	Atlanta Hawks
1978	Stan Rome, F	4	78	Cleveland Cavaliers
1980	Billy Williams, G	2	43	Houston Rockets
	John Campbell, C	3	58	Phoenix Suns
1981	Larry Nance, C	1	20	Phoenix Suns
1982	Horace Wyatt, C	7	138	Atlanta Hawks
1983	Fred Gilliam, F	6	123	Utah Jazz
1984	Murray Jarman, C	3	58	Phoenix Suns
1985	Vincent Hamilton, G	4	74	Indiana Pacers
1986	Glen McCants, C	7	144	Seattle Supersonics
1987	Horace Grant, C	1	10	Chicago Bulls
	Michael Tait, G	5	101	Seattle Supersonics
1990	Elden Campbell, C	1	27	Los Angeles Lakers
1991	Dale Davis, F	1	13	Indiana Pacers
1993	Chris Whitney, G	2	47	San Antonio Spurs
1994	Sharone Wright, C	1	6	Philadelphia 76ers
1998	Greg Buckner, G	2	53	Dallas Mavericks
2001	Will Solomon, G	2	33	Vancouver Grizzlies
2010	Trevor Booker, F	1	23	Washington Wizards
2014	K.J. McDaniels, F	2	32	Philadelphia 76ers
2017	Jaron Blossomgame, F	2	59	San Antonio Spurs

TRADITION BY POSITION - GUARD

HONOR ROLL • TIGER GUARDS

All-American
Billy Williams 1980

All-Conference
Bill Yarborough 1955-56
Vince Yockel 1956, 58
Choppy Patterson 1960-61
Jim Brennan 1963-64
Jim Sutherland 1965, 67
Butch Zatezalo 1968-70
Skip Wise 1975
Billy Williams 1980
Vincent Hamilton 1982
Chris Whitney 1993
Terrell McIntyre 1997-99
Will Solomon 2000-01
Edward Scott 2002-03
Cliff Hammonds 2008
K.C. Rivers 2008
Demontez Stitt 2011
Marcquise Reed 2018

All-ACC Tournament
Bill Yarborough 1955
Choppy Patterson 1961
Jim Brennan 1962
Nick Milasnovich 1964
Skip Wise 1975
Billy Williams 1980
Chris Whitney 1993
Terrell McIntyre 1998
Shawan Robinson 2005
Cliff Hammonds 2008
K.C. Rivers 2008
Demontez Stitt 2011
Shelton Mitchell 2018

All-ACC Defensive Team
Vernon Hamilton 2006
Andre Young 2012

All-NCAA Midwest Region
Gabe DeVoe 2018

ACC Points Per Game Leaders
Butch Zatezalo 23.0 1967-68
Butch Zatezalo 25.8 1968-69
Terrell McIntyre 17.9 1998-99
Will Solomon 20.9 1999-2000

ACC Field Goal Percentage Leader
Vincent Hamilton 58.6 1981-82

ACC Free Throw Percentage Leaders
Gary Burnisky 89.8 1963-64
Jim Sutherland 89.7 1966-67
Shawan Robinson 91.3 2005-06

ACC Steals Per Game Leader
Vernon Hamilton 2.68 2005-06

ACC Assist-to-Turnover Ratio Leader
Andre Young 2.55 2010-11

NBA Players
Will Solomon 2001-02, 2008-09
Chris Whitney 1993-2004
Skip Wise 1975-76

TERRELL McINTYRE


TRADITION BY POSITION - FORWARD

DALE DAVIS

HONOR ROLL • TIGER FORWARDS

All-American		
Dale Davis		1990
All-Conference		
Randy Mahaffey		1965, 67
Stan Rome		1977
Larry Nance		1981
Dale Davis		1989-91
Devin Gray		1994
Greg Buckner		1997-98
Sharrod Ford		2005
Trevor Booker		2009-10
Devin Booker		2013
K.J. McDaniels		2014
Jaron Blossomgame		2016-17
All-ACC Tournament		
Randy Mahaffey		1967
Stan Rome		1976
Larry Nance		1981
Dale Davis		1990
Greg Buckner		1996
Trevor Booker		2008
James Mays		2008
ACC Defensive Player of the Year		
K.J. McDaniels		2014
ACC Most Improved		
Jaron Blossomgame		2016
All-ACC Defensive Team		
Trevor Booker		2009, 2010
K.J. McDaniels		2014
ACC Rebounds Per Game Leaders		
Dale Davis	8.9	1988-89
Dale Davis	11.3	1989-90
Dale Davis	12.1	1990-91
Harold Jamison	9.9	1998-99
Trevor Booker	9.7	2008-09
ACC Blocks Per Game Leaders		
K.J. McDaniels	2.0	2012-13
K.J. McDaniels	2.8	2013-14
ACC Field Goal Percentage Leaders		
Dale Davis	67.0	1988-89
Dale Davis	52.5	1989-90
Devin Gray	57.2	1993-94
Trevor Booker	57.1	2008-09
NBA Players		
Jaron Blossomgame		2017
Trevor Booker		2010-17
Greg Buckner		1999-2009
Dale Davis		1991-2007
Sharrod Ford		2005-06
Devin Gray		1996-97, 1999-00
Harold Jamison		1999-2000, 2001-02
Randy Mahaffey		1968-71
K.J. McDaniels		2014-17
Larry Nance		1982-94
First-Round NBA Draft Picks		
Larry Nance (20)		1981
Dale Davis (13)		1991
Trevor Booker (23)		2010
NBA All-Stars		
Randy Mahaffey		1969
Larry Nance		1985, 89, 93
Dale Davis		2000
NBA Slam Dunk Champion		
Larry Nance		1984
NBA All-Defensive Team		
Larry Nance		1989

TRADITION BY POSITION - CENTER



ELDEN CAMPBELL

HONOR ROLL • TIGER CENTERS

All-Americans

Banks McFadden	1939
Tree Rollins	1977
Horace Grant	1987
Elden Campbell	1990

All-Conference

Banks McFadden	1938-40
Tree Rollins	1975-77
Horace Grant	1986-87
Elden Campbell	1988-90
Sharone Wright	1993-94

All-ACC Tournament

Murray Jarman	1984
Sharone Wright	1994

All-ACC Defensive Team

Jerai Grant	2011
Landry Nnoko	2016
Elijah Thomas	2018

ACC 50-Year Anniversary Team

Horace Grant	1983-87
Tree Rollins	1973-77

ACC Player of the Year

Horace Grant	1986-87
--------------	---------

ACC Rebounds Per Game Leaders

Tree Rollins	11.7	1974-75
Tree Rollins	11.7	1976-77
Horace Grant	10.5	1985-86
Horace Grant	9.6	1986-87
Sharone Wright	10.5	1992-93

ACC Field Goal Percentage Leaders

Horace Grant	65.6	1986-87
Elden Campbell	62.9	1987-88

ACC Blocked Shots Per Game Leaders

Tree Rollins	3.9	1976-77
Elden Campbell	3.1	1987-88
Elden Campbell	3.0	1988-89
Elden Campbell	2.8	1989-90
Sharone Wright	2.3	1991-92
Sharone Wright	4.1	1992-93
Landry Nnoko	2.3	2015-16

NBA Players

Elden Campbell	1990-2005
Horace Grant	1988-2004
Tree Rollins	1978-95
Sharone Wright	1994-98

First-Round NBA Draft Picks

Tree Rollins (14)	1977
Horace Grant (10)	1987
Elden Campbell (27)	1990
Sharone Wright (6)	1994

NBA All-Star

Horace Grant	1994
--------------	------

NBA World Champions

Horace Grant	1991-93, 2001
Elden Campbell	2004

NBA All-Defensive Team

Tree Rollins (1 st)	1984
Horace Grant (2 nd)	1993, 1994, 1995, 1996

2017-18 REVIEW

CLEMSON WAS SWEET IN 2018

PICKED 13TH IN THE ACC PRESEASON MEDIA POLL, THE CLEMSON TIGERS FINISHED THIRD IN THE ACC AND EARNED THE PROGRAM'S 12TH TRIP TO THE NCAA TOURNAMENT. WHILE THERE, CLEMSON OUSTED NEW MEXICO STATE EN ROUTE TO A DOMINANT VICTORY OVER AUBURN TO CLINCH THE PROGRAM'S THIRD SWEET 16 APPEARANCE IN ITS HISTORY.



2017-18 STATISTICS

INDIVIDUAL OVERALL STATISTICS

Record:		Overall		Home		Away		Neutral																		
All Games		25-10		15-1		4-6		6-3																		
Conference		11-7		8-1		3-6		0-0																		
Non-Conference		11-1		7-0		1-0		3-1																		
##	Player	GP	GS	Min	Avg	FG	FGA	Pct	3FG	3FGA	Pct	FT	FTA	Pct	Off	Def	Reb	Avg	PF	FO	A	TO	Blk	Stl	Pts	Avg
2	REED, Marcquise	35	35	1221	34.9	183	426	.430	67	189	.354	120	142	.845	26	139	165	4.7	67	2	116	80	0	58	553	15.8
10	DEVUE, Gabe	35	35	1202	34.3	170	379	.449	86	217	.396	71	91	.780	31	135	166	4.7	72	1	73	70	14	37	497	14.2
32	GRANTHAM, Donte	19	19	605	31.8	102	182	.560	26	62	.419	39	50	.780	30	101	131	6.9	38	1	45	32	17	15	269	14.2
4	MITCHELL, Shelton	33	32	1101	33.4	123	308	.399	50	136	.368	108	126	.857	14	86	100	3.0	47	0	119	67	1	25	404	12.2
14	THOMAS, Elijah	35	32	874	25.0	145	259	.560	0	0	.000	83	134	.619	80	203	283	8.1	111	2	37	72	79	22	373	10.7
25	SIMMS, Aamir	34	12	524	15.4	53	112	.473	14	43	.326	15	26	.577	26	82	108	3.2	45	0	21	20	29	8	135	4.0
5	DONNAL, Mark	34	3	425	12.5	46	88	.523	20	42	.476	14	19	.737	17	38	55	1.6	60	0	10	14	10	7	126	3.7
24	SKARA, David	26	7	502	19.3	30	71	.423	5	22	.227	20	34	.588	24	50	74	2.8	59	2	11	25	13	16	85	3.3
21	OLIVER II, Anthony	19	0	137	7.2	11	35	.314	9	26	.346	9	11	.818	5	21	26	1.4	15	0	5	5	0	6	40	2.1
0	TRAPP, Clyde	29	0	225	7.8	16	41	.390	7	21	.333	14	19	.737	1	18	19	0.7	25	0	17	15	2	2	53	1.8
20	WILLIAM, Malik	17	0	74	4.4	10	27	.370	1	3	.333	4	6	.667	14	12	26	1.5	11	0	3	2	3	1	25	1.5
22	SPENCER, Scott	19	0	147	7.7	10	40	.250	3	23	.130	1	2	.500	3	9	12	0.6	14	0	5	3	1	1	24	1.3
3	DAVIS, Lyles	4	0	8	2.0	0	2	.000	0	1	.000	0	0	.000	0	1	1	0.3	0	0	1	1	0	0	0	0.0
11	FIELDS, Isaac	4	0	6	1.5	0	1	.000	0	1	.000	0	0	.000	0	1	1	0.3	0	0	0	0	0	0	0	0.0
TEAM															42	46	88				8					
Total.....		35		7051		899	1971	.456	288	786	.366	498	660	.755	313	942	1255	35.9	564	8	463	414	169	198	2584	73.8
Opponents.....		35		7051		826	2033	.406	268	761	.352	387	552	.701	336	836	1172	33.5	617	-	401	413	126	199	2307	65.9

CONFERENCE-ONLY STATISTICS

Overall 11-7	Home 8-1	Away 3-6																								
##	Player	GP	GS	Min	Avg	FG	FGA	Pct	3FG	3FGA	Pct	FT	FTA	Pct	Off	Def	Reb	Avg	PF	FO	A	TO	Blk	Stl	Pts	Avg
2	REED, Marcquise	18	18	666	37.0	103	241	.427	41	110	.373	65	74	.878	16	65	81	4.5	28	0	66	44	0	35	312	17.3
10	DEVUE, Gabe	18	18	648	36.0	84	201	.418	49	119	.412	36	49	.735	15	77	92	5.1	35	0	36	39	6	11	253	14.1
32	GRANTHAM, Donte	7	7	229	32.7	32	71	.451	12	25	.480	16	20	.800	15	40	55	7.9	10	0	21	7	10	8	92	13.1
4	MITCHELL, Shelton	16	15	550	34.4	51	135	.378	27	69	.391	40	45	.889	6	48	54	3.4	26	0	50	37	1	9	169	10.6
14	THOMAS, Elijah	18	17	439	24.4	72	137	.526	0	0	.000	42	71	.592	42	93	135	7.5	65	2	15	34	41	9	186	10.3
5	DONNAL, Mark	17	1	236	13.9	28	52	.538	12	26	.462	9	11	.818	8	26	34	2.0	26	0	6	4	7	2	77	4.5
25	SIMMS, Aamir	18	9	283	15.7	31	66	.470	8	26	.308	5	11	.455	15	40	55	3.1	28	0	8	12	11	4	75	4.2
24	SKARA, David	18	5	358	19.9	17	50	.340	2	17	.118	13	17	.765	18	31	49	2.7	38	1	9	19	7	12	49	2.7
21	OLIVER II, Anthony	5	0	11	2.2	1	4	.250	0	2	.000	5	5	1.000	1	1	2	0.4	1	0	0	1	0	1	7	1.4
0	TRAPP, Clyde	17	0	128	7.5	7	26	.269	3	13	.231	6	8	.750	1	7	8	0.5	11	0	10	9	2	0	23	1.4
20	WILLIAM, Malik	10	0	47	4.7	3	13	.231	1	2	.500	0	0	.000	7	7	14	1.4	8	0	3	2	0	1	7	0.7
22	SPENCER, Scott	8	0	56	7.0	2	19	.105	1	11	.091	0	0	.000	1	1	2	0.3	6	0	2	2	0	0	5	0.6
Team															23	19	42					4				
Total.....		18		3651		431	1015	.425	156	420	.371	237	311	.762	168	455	623	34.6	282	3	226	214	85	92	1255	69.7
Opponents.....		18		3651		432	1035	.417	136	368	.370	208	292	.712	180	448	628	34.9	301	-	214	205	89	115	1208	67.1

MISCELLANEOUS STATISTICS

Dunks: (72) Thomas 27, Grantham 26, Simms 5, Donnal 4, DeVoe 3, Mitchell 2, Oliver 1, Reed 1, Skara 1, Trapp 1

Charges Taken: (29) Donnal 10, Thomas 6, Reed 5, Skara 2, Simms 2, DeVoe 1, Grantham 1, Mitchell 1, Trapp 1

20-Point Games: (27) Reed 11, DeVoe 7, Grantham 5, Mitchell 3, Thomas 1

Double-Doubles: (17) Thomas 9, Grantham 3, Reed 3, DeVoe 2

Double Figure Scoring: (114) Reed 29, Mitchell 25, DeVoe 24, Thomas 20, Grantham 16, Donnal 3, Skara 2, Simms 2

Double Figure Rebounding: (22) Thomas 12, Grantham 6, DeVoe 2, Reed 2

Led Clemson in Scoring: Reed 14, Grantham 8, DeVoe 8, Mitchell 4, Thomas 2

Led Clemson in Rebounding: Thomas 20, Grantham 7, Reed 6, DeVoe 3, Simms 3, Mitchell 1,

Led Clemson in Assists: Reed 17, Mitchell 15, DeVoe 6, Grantham 5, Simms 1, Thomas 1, Trapp 1

Points Scored Last Five Minutes in Games Decided by 5 or less, or in OT:—
Reed 38, Mitchell 21, DeVoe 19, Thomas 14, Grantham 9, Skara 7

Consecutive Field Goals Made: 10 by Donte Grantham from Western Carolina (11/10/17) to Ohio (11/16/17)

Consecutive Points Scored: 9 by Gabe DeVoe vs. Georgia Tech, 1/28/18

Consecutive Free Throws Made: 14 by Marcquise Reed from Miami (1/13/18) to Notre Dame (1/20/18).

Consecutive Three-Pointers Made: 5 by Gabe DeVoe vs. Texas Southern, 11/24/17

Largest Lead: +36 vs. Western Carolina, 11/10/17

Largest Deficit: 25 at Virginia, 1/23/18

Largest Halftime Deficit: 15 at North Carolina (1/16/18)

Largest Deficit Overcome for Victory: 13 vs. Ohio State, 11/29/17

Most Consecutive Clemson Points: 19 vs. Western Carolina, 11/10/17

Most Consecutive Opponent Points: 9 by Hofstra, 11/17/17



2017-18 SUPERLATIVES

CATEGORY	CLEMSON TEAM HIGH		CLEMSON TEAM LOW	
Total Points	90	vs. Boston College, 3/8/18	36	vs. Virginia, 1/23/18
1st Half Points	44	vs. Western Carolina, 11/10/17; North Carolina, 1/30/18	23	vs. many (3) last Virginia, 1/23/18
2nd Half Points	56	vs. North Carolina, 1/16/18	13	vs. Virginia, 1/23/18
1st Half Field Goal %	64.0	vs. Texas Southern, 11/24/17	32.4	vs. Louisville, 1/6/18
2nd Half Field Goal %	63.0	vs. Ohio State, 11/29/17	25.0	vs. Virginia, 1/23/18
Scoring Margin	+31	vs. UNC Asheville, 12/3/17 ; vs. Auburn, 3/18/18	-25	vs. Virginia, 1/23/18
Field Goals Made	35	vs. UNC Asheville, 12/3/17	15	vs. Virginia, 1/23/18
Field Goal Attempts	68	vs. Louisville, 1/6/18	45	vs. Florida, 12/16/17; Syracuse, 3/3/18
Field Goal %	61.2	vs. Texas Southern, 11/24/17	31.9	vs. Virginia, 1/23/18
3-Pointers Made	15	vs. North Carolina, 1/30/18	3	vs. Virginia, 1/23/18
3-Point Attempts	36	vs. Samford, 12/9/17 ; Virginia Tech, 2/21/18	11	vs. Florida, 12/16/17
3-Point % (min. 10 att.)	57.1	vs. Miami, 1/13/18	15.0	vs. Virginia, 1/23/18
Free Throws Made	25	vs. Western Carolina, 11/10/17	3	vs. Virginia, 1/23/18
Free Throw Attempts	33	vs. Samford, 12/9/17	4	vs. Virginia, 1/23/18
Free Throw % (min. 10 att.)	94.1	vs. Miami, 1/13/18	66.7	vs. many (4), last vs. North Carolina, 1/16/18
Rebounds	45	vs. North Carolina A&T, 11/12/17	26	vs. North Carolina, 1/16/18
Offensive Rebounds	17	vs. Samford, 12/9/17	3	vs. Ohio State, 11/29/17
Rebound Margin	+23	vs. North Carolina A&T, 11/12/17	-9	vs. Louisville, 1/6/18
Assists	21	vs. North Carolina A&T, 11/12/17	6	vs. Virginia, 1/23/18
Turnovers	21	vs. Florida State, 2/14/18	6	vs. Hofstra, 11/17/17
Blocked Shots	10	vs. NC State, 12/30/17	1	vs. Boston College, 1/3/17; Georgia Tech, 1/28/18
Steals	15	vs. Louisville, 1/6/18	0	vs. NC State, 1/11/18
Fouls	22	vs. Texas Southern, 11/24/17	9	vs. South Carolina, 12/19/17

CATEGORY	OPPONENT TEAM HIGH		OPPONENT TEAM LOW	
Total Points	87	by North Carolina, 1/16/18	48	by South Carolina, 12/19/17
1st Half Points	41	by NC State, 1/11/18	19	by Auburn, 3/18/18
2nd Half Points	49	by North Carolina, 1/16/18	22	by South Carolina, 12/19/17
1st Half Field Goal %	56.5	by Ohio, 11/16/17	18.2	by Auburn, 3/18/18
2nd Half Field Goal %	65.0	by North Carolina, 1/16/18	25.8	by Louisiana-Lafayette, 12/22/17
Field Goals Made	28	by many (3), last vs. Louisville, 1/6/18	16	by Louisiana-Lafayette, 12/22/17
Field Goal Attempts	66	by NC State, 12/30/17	47	by Samford, 12/9/17
Field Goal %	51.0	by North Carolina, 1/16/18	25.8	by Auburn, 3/18/18
3-Pointers Made	15	by North Carolina, 1/16/18	2	by South Carolina, 12/19/17
3-Point Attempts	32	by Auburn, 3/18/18	14	by many (3), last vs. Louisville, 1/6/18
3-Point % (min. 10 att.)	48.4	by North Carolina, 1/16/18	12.5	by South Carolina, 12/19/17
Free Throws Made	22	by Louisiana-Lafayette, 12/22/17	3	by Hofstra, 11/17/17
Free Throw Attempts	26	by Ohio, 11/16/17	10	by Hofstra, 11/17/17; South Carolina, 12/19/17
Free Throw % (min. 10 att.)	95.7	by Louisiana-Lafayette, 12/22/17	30.0	by Hofstra, 11/17/17
Rebounds	45	by NC State, 12/30/17; Louisville, 1/6/18	22	by North Carolina A&T, 11/12/17
Offensive Rebounds	17	by Miami, 1/13/18	3	by North Carolina A&T, 11/12/17
Assists	23	by North Carolina, 1/16/18	3	by South Carolina, 12/19/17
Turnovers	22	by Samford, 12/9/17	4	by NC State, 1/11/18
Blocked Shots	6	by NC State, 12/30/17; North Carolina, 1/16/18	0	by Hofstra, 11/17/17; Samford, 12/9/17
Steals	11	by NC State, 1/11/18	0	by Hofstra, 11/17/17
Fouls	26	by Samford, 12/9/17	11	by Pittsburgh, 2/8/18

CATEGORY	CLEMSON INDIVIDUAL BEST		OPPONENT INDIVIDUAL BEST	
Points	31	by Gabe DeVoe vs. Kansas, 3/23/18	32	by Cameron Johnson (North Carolina), 1/30/18
Field Goals Made	10	by Elijah Thomas vs. Texas Southern, 11/24/17 Marcquise Reed vs. Virginia Tech, 2/21/18 Gabe DeVoe (twice), last vs. Kansas 3/23/18	12	by Omer Yurtseven (NC State), 1/11/18
Field Goal Attempts	24	by Marcquise Reed vs. Virginia Tech, 2/21/18	19	by Justin Wright-Foreman (Hofstra), 11/17/17 Allerik Freeman (NC State), 12/30/17
Field Goal Perfection	5	by Elijah Thomas vs. Virginia Tech, 2/21/18; Syracuse, 3/3/18	2	by many (6), last by Jeancarlos Reyes (Boston College), 3/8/18
3-Pointers Made	8	by Marcquise Reed vs. Virginia Tech, 2/21/18	6	by Gavin Block (Ohio), 11/16/17 Jerome Robinson (Boston College), 1/3/18 Cameron Johnson (North Carolina), 1/16/18 Cameron Johnson (North Carolina), 1/30/18
3-Point Attempts	20	by Marcquise Reed vs. Virginia Tech, 2/21/18	12	by Gavin Block (Ohio), 11/16/17 Demontrae Jefferson (Texas Southern), 11/24/17
3-Point Perfection	5	by Gabe DeVoe vs. Texas Southern, 11/24/17	2	by Brandon Robinson (North Carolina), 1/16/18
Free Throws Made	9	by Marcquise Reed vs. Florida, 12/16/17	11	by Marcus Stroman (Louisiana-Lafayette), 12/22/17
Free Throw Attempts	12	by Elijah Thomas vs. Syracuse, 3/3/18	12	by Marcus Stroman (Louisiana-Lafayette), 12/22/17
Free Throw Perfection	7	by Marcquise Reed vs. North Carolina, 1/30/18	8	by Jordan Dartis (Ohio), 11/16/17 Theo Pinson (North Carolina), 1/16/18
Rebounds	16	by Elijah Thomas vs. Texas Southern, 11/24/17	14	by Ray Spalding (Louisville), 1/6/18
Offensive Rebounds	5	by Gabe DeVoe vs. North Carolina A&T, 11/12/17 Donte Grantham vs. Boston College, 1/3/18	6	by Trayvon Reed (Texas Southern), 11/24/17
Assists	11	by Marcquise Reed vs. Georgia Tech, 1/28/18	6	by Teyvion Kirk (Ohio), 11/16/17 Ky Bowman (Boston College), 1/3/18 Theo Pinson (North Carolina), 1/16/18
Blocked Shots	6	by Elijah Thomas vs. NC State, 12/30/17 Elijah Thomas vs. North Carolina, 1/30/18	5	by Omer Yurtseven (NC State), 12/30/17
Steals	4	by many (8), last by Marcquise Reed vs. Samford, 12/9/17 , Gabe DeVoe vs. Samford, 12/9/17	5	by Lavar Batts (NC State), 1/11/18
Minutes	45	by Marcquise Reed vs. Florida State, 2/14/18	42	by Deng Adel (Louisville), 1/6/18


Bold denotes a Clemson home game; ^ - denotes one overtime period.

2017-18 GAME BY GAME

	W/L	FG-FGA	Pct.	3pt-A	Pct.	FT-FTA	Pct.	OR	DR	Tot	PF	A	TO	BLK	Stl	1H	2H	OT	Pts
Clemson	W	27-54	.500	6-14	.429	25-31	.806	8	31	39	17	14	15	5	11	44	41	N/A	85
W. Carolina		22-56	.393	6-16	.375	7-14	.500	8	24	32	21	9	20	2	5	22	35	N/A	57
Clemson	W	33-59	.559	6-19	.316	15-22	.682	12	33	45	14	21	13	4	5	41	46	N/A	87
N.C. A&T		23-57	.404	9-26	.346	8-14	.571	3	19	22	17	9	9	1	7	29	34	N/A	63
Clemson	W	26-53	.491	6-17	.353	23-28	.821	6	29	35	17	14	11	2	7	42	39	N/A	81
Ohio		28-61	.459	10-26	.385	10-11	.909	5	23	28	21	15	11	1	4	38	38	N/A	76
Clemson	W	29-64	.453	10-28	.357	10-12	.833	10	25	35	18	18	6	7	8	42	36	N/A	78
Hofstra		25-56	.446	6-14	.429	3-10	.300	10	26	36	19	11	13	0	0	32	27	N/A	59
Clemson	L	23-55	.418	7-26	.269	7-9	.778	7	30	37	18	12	18	3	5	31	29	N/A	60
Temple		23-62	.371	10-28	.357	11-13	.846	10	27	37	15	12	11	2	8	37	30	N/A	67
Clemson	W	30-49	.612	7-18	.389	17-24	.708	7	30	37	22	14	19	4	3	40	44	N/A	84
Texas So.		26-64	.406	7-29	.241	18-20	.900	10	15	25	22	12	10	2	7	36	41	N/A	77
Clemson	W	29-52	.558	10-19	.526	11-13	.846	3	27	30	14	16	11	6	5	30	49	N/A	79
Ohio State		24-55	.436	9-21	.429	8-16	.500	10	20	30	13	15	14	4	3	37	28	N/A	65
Clemson	W	35-67	.522	8-21	.381	5-8	.625	6	34	40	14	16	8	9	7	36	47	N/A	83
UNCA		21-61	.344	5-19	.263	5-8	.625	8	29	37	15	9	16	4	4	26	26	N/A	52
Clemson	W	25-60	.417	9-36	.250	22-33	.667	17	21	38	17	17	9	4	10	35	46	N/A	81
Samford		21-47	.447	9-21	.429	8-12	.667	7	22	29	26	10	22	0	4	30	29	N/A	59
Clemson	W	23-45	.511	5-11	.455	20-30	.667	7	26	33	17	11	15	5	7	33	38	N/A	71
Florida		25-61	.410	10-24	.417	9-17	.529	15	20	35	21	8	11	2	7	40	29	N/A	69
Clemson	W	20-46	.435	8-20	.400	16-24	.667	9	25	34	9	8	15	8	9	31	33	N/A	64
S. Carolina		19-54	.352	2-16	.125	8-10	.800	12	19	31	17	3	14	4	3	26	22	N/A	48
Clemson	W	32-56	.571	11-24	.458	14-19	.737	8	30	38	18	13	13	7	4	43	46	N/A	89
La.-Lafay.		16-57	.281	6-23	.261	22-23	.957	10	19	29	19	7	10	3	7	28	32	N/A	60
Clemson	W	29-67	.433	7-19	.368	13-15	.867	9	31	40	12	17	9	10	4	33	45	N/A	78
NC State		23-66	.348	5-22	.227	11-15	.733	14	31	45	15	9	14	6	3	24	38	N/A	62
Clemson	W	24-56	.429	8-23	.348	18-20	.900	8	24	32	14	13	13	1	8	38	36	N/A	74
Boston College		28-57	.491	9-21	.429	5-6	.833	6	26	32	16	15	14	5	5	23	47	N/A	70
Clemson	W	25-68	.368	7-24	.292	17-20	.850	10	26	36	14	10	11	7	15	23	32	19	74
Louisville		28-62	.452	4-14	.286	9-12	.750	10	35	45	17	12	21	5	6	23	32	14	69
Clemson	L	28-53	.528	6-16	.375	15-22	.682	11	32	43	17	10	17	7	0	38	39	N/A	77
NC State		28-67	.418	10-21	.476	12-20	.600	13	19	32	17	15	4	5	11	41	37	N/A	78
Clemson	W	22-50	.440	12-21	.571	16-17	.941	9	27	36	16	13	12	7	2	34	38	N/A	72
Miami		24-63	.381	6-23	.261	9-18	.500	17	20	37	18	5	8	5	10	30	33	N/A	63
Clemson	L	27-56	.482	11-31	.355	14-21	.667	8	18	26	19	14	15	4	8	23	56	N/A	79
North Carolina		26-51	.510	15-31	.484	20-24	.833	5	24	29	21	23	14	6	7	38	49	N/A	87
Clemson	W	23-53	.442	9-23	.391	12-15	.800	5	27	32	10	12	9	7	5	33	34	N/A	67
Notre Dame		24-62	.387	8-31	.258	2-2	1.000	11	27	38	17	12	11	3	1	30	28	N/A	58
Clemson	L	15-47	.319	3-20	.150	3-4	.750	6	22	28	10	6	19	6	5	23	13	N/A	36
Virginia		25-56	.446	7-19	.368	4-8	.500	9	26	35	10	9	11	7	14	27	34	N/A	61
Clemson	W	28-62	.452	10-21	.476	6-9	.667	13	20	33	20	14	7	1	4	36	36	N/A	72
Georgia Tech		25-52	.481	5-11	.455	15-19	.789	8	20	28	12	16	9	5	2	38	32	N/A	70
Clemson	W	24-61	.393	15-30	.500	19-27	.704	15	21	36	18	17	10	9	3	44	38	N/A	82
North Carolina		28-62	.452	10-24	.417	12-14	.857	13	27	40	20	14	11	5	5	28	50	N/A	78
Clemson	W	24-56	.429	10-24	.417	17-20	.850	6	31	37	17	10	8	2	3	35	40	N/A	75
Wake Forest		23-59	.390	8-20	.400	13-17	.765	8	26	34	17	12	8	1	6	30	37	N/A	67
Clemson	W	27-59	.458	12-27	.444	6-9	.667	10	25	35	10	17	8	5	5	32	40	N/A	72
Pittsburgh		18-46	.391	5-15	.333	7-15	.467	5	23	28	11	7	15	3	5	22	26	N/A	48
Clemson	L	28-61	.459	10-26	.385	13-18	.722	9	23	32	17	12	21	2	9	41	29	9	79
Florida St.		32-61	.525	5-19	.263	12-20	.600	8	25	33	21	14	17	5	9	29	41	11	81
Clemson	L	21-61	.344	5-20	.250	10-12	.833	12	26	38	19	17	13	3	6	34	23	N/A	57
Duke		19-49	.388	6-13	.462	22-26	.846	8	29	37	14	7	11	6	10	35	31	N/A	66
Clemson	L	22-57	.386	11-36	.306	3-10	.300	10	27	37	18	9	11	5	2	25	33	N/A	58
Virginia Tech		20-58	.345	9-24	.375	16-25	.640	10	26	36	10	14	5	4	5	26	39	N/A	65
Clemson	W	23-47	.489	5-17	.294	24-30	.800	6	24	30	16	10	10	3	5	33	42	N/A	75
Georgia Tech		24-61	.393	9-18	.500	10-12	.833	14	19	33	25	16	13	4	6	37	30	N/A	67
Clemson	W	23-57	.404	10-26	.385	20-26	.769	12	27	39	17	13	9	2	5	35	41	N/A	76
Florida St.		21-50	.420	9-23	.391	12-19	.632	6	24	30	24	9	12	7	5	32	31	N/A	63
Clemson	L	18-45	.400	5-16	.313	11-16	.688	9	24	33	18	12	12	4	3	25	27	N/A	52
Syracuse		16-53	.302	6-19	.316	17-20	.850	15	21	36	16	5	7	7	5	22	33	N/A	55
Clemson	W	29-62	.468	12-28	.429	20-22	.909	11	28	39	19	14	7	4	4	43	37	N/A	90
Boston College		24-59	.407	12-33	.364	22-30	.733	10	23	33	19	12	9	2	3	36	46	N/A	82
Clemson	L	17-49	.347	5-25	.200	19-23	.826	8	24	32	16	8	13	2	5	23	35	N/A	58
Virginia		28-60	.467	5-18	.278	3-8	.375	11	26	37	17	16	8	1	11	32	32	N/A	64
Clemson	W	33-59	.559	6-14	.429	7-9	.778	3	28	31	18	11	8	4	6	44	35	N/A	79
New Mexico St.		24-62	.387	9-25	.360	11-17	.647	8	25	33	13	16	11	1	3	32	36	N/A	68
Clemson	W	29-61	.475	10-26	.385	16-23	.696	9	41	50	16	19	7	6	4	43	41	N/A	84
Auburn		17-66	.258	7-32	.219	12-15	.800	7	25	32	19	9	6	3	4	19	34	N/A	53
Clemson	L	28-65	.431	6-20	.300	14-19	.737	14	25	39	18	11	12	4	6	27	49	N/A	76
Kansas		28-60	.467	10-22	.455	14-22	.636	12	26	38	22	14	13	5	4	40	40	N/A	80



2017-18 SENIOR BIOS



#10 GABE DeVoe

OVERVIEW

Signed in the fall of 2013 with Donte Grantham, both of whom were top-150 prospects ... came to Clemson after a decorated high school career in nearby Shelby, N.C. ... Parade All-American as a high school senior, only the fifth such honor for a Clemson signee ... one of the top scorers in all of high school basketball in 2013-14 ... led the state of North Carolina in scoring average as a senior ... has shown all-around improvement in each of his three seasons ... enters senior season with 439 points, 196 rebounds, 115 assists and 59 steals in 1,560 minutes played (83 games) ... has 83 career three-point goals, second-most among active Tigers ... recruited by then assistant coach Earl Grant ... an outstanding leader, he was class president at Shelby High as a freshman, sophomore and junior before serving as student body president as a senior ... majoring in marketing ... two-time member of the All-ACC Academic Team (2016,17).

2017-18

Earned All-ACC honorable mention ... earned his third All-ACC academic honor ... appeared and started all 35 games ... played a career-high 1,202 minutes (fourth-most in Clemson history) ... averaged career-high 14.2 points, 4.7 rebounds and 2.1 assists per game ... shot a career-best 44.9 percent from the field and finished 39.6 percent from long range ... shot 78.0 percent from the charity stripe ... made a career-best 86 3-pointers during the season - which now stands seventh in program history ... finished career with 169 3-pointers which stands eighth all-time ... scored a career-high 31 points in his final game as a Tiger against Kansas in the Sweet Sixteen ... achieved the program's 27th "Triple Leadership" in that game with 31 points, nine rebounds and three assists ... his 31 points were the most by a Tiger in his final game since Larry Nance had 34 points vs. Temple in a NIT game on March 12, 1981 ... became the first Clemson guard with at least 30 points and nine rebounds in the same game since Will Solomon had 43 and nine vs. Virginia on Jan. 15, 2000 ... finished 10th in the NCAA Tournament in scoring, despite only playing three games (75 points) ... led the tournament in scoring for anyone who played at least three contests (25.0 ppg) ... first in program history in NCAA Tournament play in points per game (25.0), fourth in field goals (28) and second in threes made (12) ... earned ACC Player of the Week ... scored 25 points on three different occasions, including twice against Georgia Tech ... went four-straight games of making at least five 3-pointers - tying Michael Tait (1986-87) as the second player in Clemson history to achieve that feat ... first player since 2008 to make at least five threes in back-to-back games ... finished career with 936 points, including 497 as a senior ... earned All-Midwest Region honors for his performance against Kansas.

2016-17


Earned the team's Academic Excellence Award ... All-ACC Academic Team selection for second straight season ... appeared in all 33 games, with seven starts ... averaged 24 minutes per contest ... averaged career-best 7.1 points per game, to go along with 2.8 rebounds per outing ... second on the Tiger team with 43 three-point goals and 37 steals ... shot career-best 32 percent behind the arc ... third on the team with 62 assists, with only 47 turnovers for a third straight season with a positive assist-turnover ratio ... scored double figures in nine games and played 20 or more minutes in 26 games.

2015-16

All-ACC Academic Team selection ... appeared in all 31 games, averaging 19.5 minutes per contest ... averaged 5.3 points per game, seventh-best on the team ... made 31 three-point goals, one of five Tigers with at least that many for the season ... improved his three-point shooting to a 30 percent accuracy ... averaged 2.8 rebounds per game, tied for most by a Tiger guard ... had a positive assist-turnover ratio (43-34) and showed an improved ability to see the floor ... tallied 15 steals, sixth-most on the team ... scored double figures in five games and played double-figure minutes in all but one.

2014-15

Appeared in 19 games and averaged 8.5 minutes per outing ... averaged 2.3 points per game for the season ... played well down the stretch, averaging 14.6 minutes and 7.8 points per game over Clemson's final five contests ... set single-game school record for points per minute after posting 18 in six minutes against NC State ... made 6-10 field goals, including 3-7 from three, in that game ... finished season with 10 points in 25 minutes against Florida State ... tallied eight points in 20 minutes at Duke, a Final Four participant ... made 3-6 shots, including 2-3, versus the Blue Devils ... nine of his 15 made field goals were behind the arc ... possessed a positive 10-to-3 assist-to-turnover ratio.



#32 DONTÉ GRANTHAM

OVERVIEW

Signed in the fall of 2013 with Gabe DeVoe, both of whom were top-150 prospects ... came to Clemson after one prep school season at Hargrave Military Academy (Chatham, Va.) ... Hargrave has sent countless players to the Atlantic Coast Conference, including several who went on to play in the NBA ... played at Martinsburg High School in West Virginia and graduated in 2013 after highly decorated playing career ... played point guard until he hit a growth spurt in high school ... has started 94 of 95 career games ... has 831 points and 411 rebounds to his credit ... active team leader with 135 career three-pointers heading into his senior season ... in 2014-15, logged the most minutes by a Clemson rookie since Trevor Booker (2006-07) ... first Tiger to start every game of his freshman and sophomore season since Booker, now with the NBA's Brooklyn Nets ... increased scoring output as a sophomore to rank second on the team in double figures ... earned team's Tiger Strength Award in 2016 due to his commitment in the weight room ... switched jersey number from 15 to 32 for his senior season ... recruited by assistant coach Steve Smith ... majoring in community recreation, camp & sport management.

2017-18

Enjoyed a career-year prior to a season-ending injury on Jan. 20 against Notre Dame ... started all 19 games played in 2017-18 ... averaged 14.2 points, 6.9 rebounds and 2.4 assists per game (career-highs) ... shot a career-best 56.0 percent from the floor, including 41.9 percent from long range and 78.0 percent from the foul line ... posted double-figure scoring outputs in 16-of-19 games played, including four 20-point efforts ... grabbed double-digit rebounds on five occasions, including a career-high 14 against Boston College ... his night at Boston College was the program's 25th "Triple Leadership" with 23 points, 14 rebounds and five assists ... one of just six players in program history to accomplish that stat line and four of the previous five have been first round NBA draft picks ... made at least one 3-pointer in 15-of-19 contests ... he is the first player in Clemson history to exceed 55.0 percent from the field, 40.0 percent from three and 75.0 percent from the foul line in the same season ... at season's end Grantham sits 10th all-time in three-point makes with 161 ... sixth player in program history to amass 1,000 points, 500 rebounds and 200 assists in a career ... finished career with 1,100 points - good for 33rd all-time ... finished 15th all-time in minutes played with 3,449 (averaged 30.3 minutes per game over 114 career contests) ... finished fifth all-time in career starts with 113.

2016-17

Started 32 games at small forward, averaging 27.8 minutes per contest ... averaged 7.3 points and 4.3 rebounds per game ... third on the team with 38 three-point goals ... tied for third on the team with 51 assists, and fifth with 25 steals ... shot 74 percent from the free throw line in limited attempts ... scored double figures in 10 contests.

2015-16

Started all 31 games at small forward, averaging 32.6 minutes per contest ... averaged 10.2 points per game, second on the team behind Jaron Blossomgame ... fourth on the team with 4.1 rebounds per game ... increased his three-point shooting dramatically to 35.4 percent and led the Tigers with 56 threes ... shot team-best 84.6 percent from the free throw line ... third on the team with 72 assists, compared to just 44 turnovers ... third on the team with 31 steals ... scored double figures in 16 games, tied for second on the team ... reached double figures in 10 of Clemson's 18 ACC regular season games ... made at least one three-point goal in 26 games, with a long streak of nine games to end the season.

2014-15

Started all 31 games at small forward for the Tigers ... averaged 29.6 minutes per game, most by a Clemson freshman since Cliff Hammonds in 2004-05 ... minute total was fourth-highest in program history for a freshman ... led the Tigers in three-point goals (41) and tied for the team lead in steals (27) ... only freshman in Clemson history to post at least 40 threes, 40 assists, 20 blocks and 20 steals in a season ... second on the team with 102 field goals, 52 assists and 31 blocks ... averaged 8.8 points and 4.6 rebounds per game, both third-best on the team ... scored double figures in 14 games, second-best on the team ... made at least one three in 25 games ... grabbed 50 offensive rebounds, third on the team.



#5 MARK DONNAL

OVERVIEW

Transferred into the program following graduation at the University of Michigan, he will have one year of eligibility with the Tigers ... provides a significant size upgrade for 2017-18 ... also brings a wealth of experience, including five NCAA Tournament games the last two seasons with the Wolverines ... appeared in 101 games over three seasons, compiling 512 points and 265 rebounds ... started 35 games and shot 57 percent from the floor and 73 percent at the free throw line ... coached by John Beilein at Michigan, whose top assistant Billy Donlon was Brad Brownell's former associate head coach and eventual successor at Wright State ... chose Clemson over offers from Creighton and Vanderbilt ... earned undergraduate degree in sport management from Michigan in April 2017 ... brother, Andrew, was an offensive lineman at Iowa (2010-14) and was drafted in the fourth round by the NFL's St. Louis Rams in 2015.

2017-18

Proved to be the first-ever graduate transfer in the history of the Clemson basketball program ... appeared in 34 games and made three starts ... averaged 3.7 points and 1.6 rebounds per game ... played 425 minutes - averaging 12.5 minutes per contest ... finished 52.3 percent from the field and a team-best 47.6 percent from long range ... shot 73.7 percent from the foul line ... scored a season-high 13 points at NC State and followed up that game with a 12 point outing at home against Miami ... grabbed a season-best five rebounds in the performance against Miami scored 10 points against Duke.

2017-18 ACC STATISTICS

SCORING OFFENSE	G	W-L	PTS.	PPG
Duke	37	29-8	3121	84.4
North Carolina	37	26-11	3018	81.6
NC State	33	21-12	2682	81.3
Florida State	35	23-12	2806	80.2
Virginia Tech	33	21-12	2634	79.8
Boston College	35	19-16	2673	76.4
Louisville	36	22-14	2721	75.6
Notre Dame	36	21-15	2698	74.9
Clemson	35	25-10	2584	73.8
Miami	32	22-10	2361	73.8
Wake Forest	31	11-20	2273	73.3
Virginia	34	31-3	2283	67.1
Syracuse	37	23-14	2466	66.6
Georgia Tech	32	13-19	2101	65.7
Pittsburgh	32	8-24	1985	62.0

SCORING DEFENSE	G	W-L	PTS.	PPG
Virginia	34	31-3	1836	54.0
Syracuse	37	23-14	2360	63.8
Clemson	35	25-10	2307	65.9
Georgia Tech	32	13-19	2172	67.9
Miami	32	22-10	2173	67.9
Notre Dame	36	22-14	2471	68.6
Duke	37	29-8	2576	69.6
Louisville	36	22-14	2533	70.4
Virginia Tech	33	21-12	2382	72.2
Pittsburgh	32	8-24	2316	72.4
Florida State	35	23-12	2551	72.9
North Carolina	37	26-11	2711	73.3
Wake Forest	31	11-20	2305	74.4
Boston College	35	19-16	2610	74.6
NC State	33	21-12	2477	75.1

SCORING MARGIN	G	OFF.	DEF.	MAR.
Duke	37	84.4	69.6	+14.7
Virginia	34	67.1	54.0	+13.1
North Carolina	37	81.6	73.3	+8.3
Clemson	35	73.8	65.9	+7.9
Virginia Tech	33	79.8	72.2	+7.6
Florida State	35	80.2	72.9	+7.3
Notre Dame	36	74.9	68.6	+6.3
NC State	33	81.3	75.1	+6.2
Miami	32	73.8	67.9	+5.9
Louisville	36	75.6	70.4	+5.2
Syracuse	37	66.6	63.8	+2.9
Boston College	35	76.4	74.6	+1.8
Wake Forest	31	73.3	74.4	-1.0
Georgia Tech	32	65.7	67.9	-2.2
Pittsburgh	32	62.0	72.4	-10.3

FG PCT.	G	FG	FGA	PCT.
Virginia Tech	33	931	1865	.499
Duke	37	1125	2288	.492
NC State	33	965	2054	.470
Florida State	35	994	2125	.468
Miami	32	875	1881	.465
North Carolina	37	1105	2417	.457
Clemson	35	899	1970	.456
Louisville	36	969	2140	.453
Boston College	35	948	2105	.450
Notre Dame	36	945	2131	.443
Wake Forest	31	801	1826	.439
Georgia Tech	32	753	1770	.425
Syracuse	37	832	1995	.417
Pittsburgh	32	678	1673	.405

FT PCT.	G	FT	FTA	PCT.
Notre Dame	36	508	670	.758
Clemson	35	498	660	.755
Virginia	34	340	451	.754
North Carolina	37	503	677	.743
Boston College	35	479	646	.741
Wake Forest	31	430	583	.738
Louisville	36	503	683	.736
Georgia Tech	32	439	616	.713
Duke	37	562	791	.710
Virginia Tech	33	483	681	.709
NC State	33	489	703	.696
Pittsburgh	32	371	534	.695
Florida State	35	543	786	.691
Miami	32	362	547	.662

3FG PCT.	G	3FG	FGA	PCT.
Virginia Tech	33	289	745	.388
Virginia	34	247	645	.383
Wake Forest	31	241	644	.374
NC State	33	263	707	.372
Duke	37	309	831	.372
Louisville	36	280	754	.371
Clemson	35	288	786	.366
Miami	32	247	678	.364
North Carolina	37	305	849	.359
Boston College	35	298	831	.359
Notre Dame	36	300	838	.358
Florida State	35	273	781	.350
Pittsburgh	32	258	795	.325
Georgia Tech	32	156	490	.318
Syracuse	37	208	655	.318

3FGS PER GAME	G	3FG	3PG
Virginia Tech	33	289	8.76
Boston College	35	298	8.51
Duke	37	309	8.35
Notre Dame	36	300	8.33
North Carolina	37	305	8.24
Clemson	35	288	8.23
Pittsburgh	32	258	8.06
NC State	33	263	7.97
Florida State	35	273	7.80
Louisville	36	280	7.78
Wake Forest	31	241	7.77
Miami	32	247	7.72
Virginia	34	247	7.26
Syracuse	37	208	5.62
Georgia Tech	32	156	4.88

FG PCT. DEFENSE	G	FG	FGA	PCT.
Virginia Tech	34	647	1703	.380
Syracuse	37	801	2046	.391
Duke	37	957	2364	.405
Clemson	35	826	2033	.406
Louisville	36	913	2208	.413
Florida State	35	887	2128	.417
North Carolina	37	972	2297	.423
Notre Dame	36	923	2176	.424
Georgia Tech	32	768	1791	.429
Virginia Tech	33	844	1965	.430
Miami	32	794	1841	.431
Pittsburgh	32	831	1894	.439
Wake Forest	31	770	1751	.440
Boston College	35	938	2109	.445
NC State	33	908	1952	.465

3FG PCT. DEFENSE	G	3FG	FGA	PCT.
Virginia	34	215	694	.310
NC State	33	199	629	.316
Syracuse	37	289	910	.318
Duke	37	279	871	.320
Miami	32	215	655	.328
Louisville	36	249	757	.329
Pittsburgh	32	235	704	.334
Virginia Tech	33	292	842	.347
Notre Dame	36	286	817	.350
Clemson	35	268	761	.352
Florida State	35	285	802	.355
Boston College	35	309	855	.361
Wake Forest	31	265	702	.377
Georgia Tech	32	227	599	.379
North Carolina	37	357	940	.380

REBOUND MARGIN	G	OWN	OPP.	MAR.
North Carolina	37	42.4	32.9	+9.6
Duke	37	41.1	33.0	+8.1
Syracuse	37	37.2	33.4	+3.8
Florida State	35	37.8	35.1	+2.7
Clemson	35	35.8	33.5	+2.3
Notre Dame	36	36.8	34.5	+2.2
Boston College	35	36.9	34.9	+2.1
Virginia	34	32.4	30.7	+1.7
Wake Forest	31	35.7	34.3	+1.4
Miami	32	34.8	34.0	+0.8
NC State	33	35.6	35.2	+0.4
Georgia Tech	32	33.9	33.8	+0.1
Louisville	36	36.6	37.0	-0.4
Virginia Tech	33	32.7	34.2	-1.6
Pittsburgh	32	31.5	37.7	-6.2

TO MARGIN	G	OWN	OPP.	MAR.
Virginia	34	8.5	12.7	+4.18
NC State	33	12.1	14.8	+2.64
Louisville	36	11.8	13.4	+1.61
Miami	32	11.5	12.9	+1.41
Notre Dame	36	9.9	11.0	+1.17
Virginia Tech	33	12.0	13.1	+1.12
Florida State	35	13.0	14.1	+1.11
Syracuse	37	12.5	12.7	+0.22
Clemson	35	11.8	11.8	-0.03
Duke	37	12.4	12.3	-0.16
Boston College	35	12.6	12.4	-0.17
Georgia Tech	32	12.8	12.6	-0.25
North Carolina	37	12.0	11.7	-0.32
Wake Forest	31	13.1	12.3	-0.87
Pittsburgh	32	13.8	10.3	-3.56

ASSIST/TO RATIO	G	OWN	OPP.	RATIO
Virginia	34	13.5	8.5	1.58:1
North Carolina	37	18.2	12.0	1.51:1
Notre Dame	36	14.4	9.9	1.46:1
Duke	37	17.5	12.4	1.41:1
Virginia Tech	33	16.4	12.0	1.37:1
NC State	33	16.1	12.1	1.33:1
Miami	32	13.3	11.5	1.16:1
Louisville	36	13.6	11.8	1.15:1
Florida State	35	14.9	13.0	1.15:1
Clemson	35	13.2	11.8	1.12:1
Boston College	35	14.1	12.6	1.12:1
Wake Forest	31	13.9	13.1	1.06:1
Georgia Tech	32	12.8	12.8	1.00:1
Pittsburgh	32	12.4	13.8	0.90:1
Syracuse	37	10.7	12.5	0.86:1

ASSISTS PER GAME	G	AST.	APG
North Carolina	37	674	18.22
Duke	37	648	17.51
Virginia Tech	33	542	16.42
NC State	33	531	16.09
Florida State	35	523	14.94
Notre Dame	36	520	14.44
Boston College	35	492	14.06
Wake Forest	31	432	13.94
Louisville	36	489	13.58
Virginia	34	458	13.47
Miami	32	424	13.25
Clemson	35	463	13.23
Georgia Tech	32	409	12.78
Pittsburgh	32	398	12.44
Syracuse	37	395	10.68

BLOCKS PER GAME	G	BLK.	BPG
Louisville	36	217	6.03
Syracuse	37	198	5.35
Georgia Tech	32	171	5.34
Florida State	35	186	5.31
Duke	37	185	5.00
Clemson	35	169	4.83
North Carolina	37	151	4.08
Miami	32	130	4.06
NC State	33	122	3.70
Virginia	34	124	3.65
Notre Dame	36	131	3.64
Wake Forest	31	109	3.52
Pittsburgh	32	112	3.50
Boston College	35	110	3.14
Virginia Tech	33	74	2.24

STEALS PER GAME	G	STL.	SPG
Duke	37	275	7.43
NC State	33	244	7.39
Syracuse	37	258	6.97
Louisville	36	251	6.97
Georgia Tech	32	221	6.91
Florida State	35	241	6.89
Virginia	34	232	6.82
Miami	32	210	6.56
Wake Forest	31	181	5.84
Notre Dame	36	209	5.81
Virginia Tech	33	191	5.79
North Carolina	37	213	5.76
Clemson	35	198	5.66
Boston College	35	175	5.00
Pittsburgh	32	138	4.31



2017-18 ACC STATISTICS

SCORING	FG	3FG	FT	PTS	PPG
Marvin Bagley III, Fr., Duke	270	23	131	694	21.0
Jerome Robinson, Jr., BC	249	81	146	725	20.7
Tyus Battle, So., Syr.	234	77	167	712	19.2
Josh Okogie, So., GT	133	38	133	437	18.2
Ky Bowman, So., BC	220	80	96	616	17.6
Joel Berry II, Sr., UNC	208	93	108	617	17.1
Luke Maye, Jr., UNC	251	50	73	625	16.9
Bryant Crawford, Jr., WF	164	57	138	523	16.9
Matt Farrell, Sr., ND	168	98	71	505	16.3
Allerik Freeman, Sr., NCST	164	70	132	530	16.1
Marcquise Reed, Jr., Clem	183	67	120	553	15.8
Grayson Allen, Sr., Duke	181	102	108	572	15.5
TJ Gibbs, So., ND	171	81	129	552	15.3
Deng Adel, Jr., Louis.	178	50	103	509	15.0
Oshae Brissett, Fr., Syr.	162	55	174	553	14.9
Gary Trent Jr., Fr., Duke	177	97	85	536	14.5
Frank Howard, Jr., Syr.	187	67	92	533	14.4
Gabe DeVoe, Sr., Clem	170	86	71	497	14.2
Kyle Guy, So., UVA	178	83	42	481	14.1
Justin Robinson, Jr., VT	150	51	111	462	14.0

FIELD GOAL PERCENTAGE	G	FGS	ATT	PCT.
Marvin Bagley III, Fr., Duke	33	270	440	.614
Omer Yurtseven, So., NCST	33	187	327	.572
Terance Mann, Jr., FSU	34	171	301	.568
Ray Spalding, Jr., Louis.	36	183	337	.543
Torin Dorn, Jr., NCST	33	178	335	.531
Justin Bibbs, Sr., VT	31	155	318	.487
Luke Maye, Jr., UNC	37	251	516	.486
Jerome Robinson, Jr., BC	35	249	513	.485
Deng Adel, Jr., Louis.	34	178	397	.448
Tadric Jackson, Sr., GT	29	149	335	.445

FREE THROW PERCENTAGE	G	FTS	ATT	PCT.
Joel Berry II, Sr., UNC	36	108	121	.893
Bryant Crawford, Jr., WF	31	138	159	.868
Shelton Mitchell, Jr., Clem	33	108	126	.857
Grayson Allen, Sr., Duke	37	108	127	.850
Marcquise Reed, Jr., Clem	35	120	142	.845
Tyus Battle, So., Syr.	37	167	199	.839
Braian Angola, Sr., FSU	35	104	124	.839
TJ Gibbs, So., ND	36	129	154	.838
Jerome Robinson, Jr., BC	35	146	176	.830
Josh Okogie, So., GT	24	133	162	.821

3-PT FG PERCENTAGE	G	FGS	ATT	PCT.
DJ Vasiljevic, So., Miami	32	67	163	.411
Jerome Robinson, Jr., BC	35	81	198	.409
TJ Gibbs, So., ND	36	81	201	.403
Gary Trent Jr., Fr., Duke	37	97	241	.402
Justin Bibbs, Sr., VT	31	66	166	.402
Gabe DeVoe, Sr., Clem	35	86	217	.396
Jordan Chatman, Jr., BC	34	87	220	.395
Kyle Guy, So., UVA	34	83	212	.392
Parker Stewart, Fr., Pitt	32	71	184	.386
Allerik Freeman, Sr., NCST	33	70	182	.385

REBOUNDS PER GAME	G	REB.	RPG
Marvin Bagley III, Fr., Duke	33	366	11.1
Luke Maye, Jr., UNC	37	373	10.1
Doral Moore, Jr., WF	31	291	9.4
Wendell Carter Jr., Fr., Duke	37	335	9.1
Oshae Brissett, Fr., Syr.	37	327	8.8
Ray Spalding, Jr., Louis.	36	312	8.7
Steffon Mitchell, Fr., BC	34	281	8.3
Ben Lammers, Sr., GT	32	259	8.1
Elijah Thomas, Jr., Clem	35	283	8.1
Martinas Geben, Sr., ND	36	289	8.0

ASSISTS PER GAME	G	AST.	APG
Markell Johnson, So., NCST	26	190	7.31
Justin Robinson, Jr., VT	33	185	5.61
Trevon Duval, Fr., Duke	37	207	5.59
Matt Farrell, Sr., ND	31	169	5.45
Theo Pinson, Sr., UNC	37	187	5.05
Bryant Crawford, Jr., WF	31	152	4.90
Frank Howard, Jr., Syr.	37	175	4.73
Ky Bowman, So., BC	35	165	4.71
Grayson Allen, Sr., Duke	37	172	4.65
Trent Forrest, So., FSU	34	138	4.06

STEALS PER GAME	G	STL.	SPG
Frank Howard, Jr., Syr.	37	68	1.84
Josh Okogie, So., GT	24	42	1.75
Grayson Allen, Sr., Duke	37	64	1.73
Jose Alvarado, Fr., GT	25	43	1.72
Markell Johnson, So., NCST	26	44	1.69
Marcquise Reed, Jr., Clem	35	58	1.66
Ty Jerome, So., UVA	34	55	1.62
Trent Forrest, So., FSU	34	53	1.56
Bryant Crawford, Jr., WF	31	48	1.55
Ray Spalding, Jr., Louis.	36	54	1.50


3-PT FGS PER GAME	G	3FG	3PG
Matt Farrell, Sr., ND	31	98	3.16
Grayson Allen, Sr., Duke	37	102	2.76
Gary Trent Jr., Fr., Duke	37	97	2.62
Joel Berry II, Sr., UNC	36	93	2.58
Jordan Chatman, Jr., BC	34	87	2.56
Gabe DeVoe, Sr., Clem	35	86	2.46
Kyle Guy, So., UVA	34	83	2.44
Jerome Robinson, Jr., BC	35	81	2.31
Jared Wilson-Frame, Jr., Pitt	32	74	2.31
Ky Bowman, So., BC	35	80	2.29

BLOCKED SHOTS PER GAME	G	BLK.	BPG
Anas Mahmoud, Sr., Louis.	36	104	2.89
Paschal Chukwu, Jr., Syr.	37	91	2.46
Ben Lammers, Sr., GT	32	78	2.44
Elijah Thomas, Jr., Clem	35	79	2.26
Ike Obiagu, Fr., FSU	34	71	2.09
Wendell Carter Jr., Fr., Duke	37	76	2.05
Doral Moore, Jr., WF	31	61	1.97
Omer Yurtseven, So., NCST	33	60	1.82
Ray Spalding, Jr., Louis.	36	62	1.72
Terrell Brown, Fr., Pitt	31	46	1.48

OFFENSIVE REBOUNDS PER GAME	G	REB	ORPG
Marvin Bagley III, Fr., Duke	33	132	4.00
Doral Moore, Jr., WF	31	99	3.19
Ray Spalding, Jr., Louis.	36	113	3.14
Luke Maye, Jr., UNC	37	113	3.05
Wendell Carter Jr., Fr., Duke	37	109	2.95
Martinas Geben, Sr., ND	36	106	2.94
Steffon Mitchell, Fr., BC	34	100	2.94
Paschal Chukwu, Jr., Syr.	37	103	2.78
Omer Yurtseven, So., NCST	33	91	2.76
Nik Popovic, So., BC	35	90	2.57

ASSIST-TO-TURNOVER RATIO	AST	TO	RATIO
Braxton Beverly, Fr., NCST	121	37	3.27
Devon Hall, Sr., UVA	107	35	3.06
Quintin Snider, Sr., Louis.	144	55	2.62
Ty Jerome, So., UVA	132	54	2.44
Trent Forrest, So., FSU	138	59	2.34
Matt Farrell, Sr., ND	169	74	2.28
Markell Johnson, So., NCST	190	84	2.26
Justin Robinson, Jr., VT	185	83	2.23
Grayson Allen, Sr., Duke	172	79	2.18
Rex Pflueger, Jr., ND	112	52	2.15

MINUTES PER GAME	G	MIN.	MPG
Tyus Battle, So., Syr.	37	1443	39.00
Frank Howard, Jr., Syr.	37	1423	38.46
Ky Bowman, So., BC	35	1337	38.20
Oshae Brissett, Fr., Syr.	37	1411	38.14
TJ Gibbs, So., ND	36	1348	37.44
Jordan Chatman, Jr., BC	34	1250	36.76
Josh Okogie, So., GT	24	873	36.38
Jerome Robinson, Jr., BC	35	1260	36.00
Ben Lammers, Sr., GT	32	1151	35.97
Matt Farrell, Sr., ND	31	1111	35.84
Grayson Allen, Sr., Duke	37	1319	35.65
Jose Alvarado, Fr., GT	25	874	34.96
Marcquise Reed, Jr., Clem	35	1221	34.89
Allerik Freeman, Sr., NCST	33	1135	34.39
Gabe DeVoe, Sr., Clem	35	1202	34.34



2017-18 BOXSCORES



GAME 1

WESTERN CAROLINA
CLEMSON57 Nov. 10, 2017 • Clemson, S.C.
85 Littlejohn Coliseum • 8,188

CLEMSON, S.C. — The Clemson University men's basketball program won its 33rd-straight season opener in convincing fashion on Friday night. The Tigers dominated the Catamounts of Western Carolina and moved to 1-0 on the season with a 85-57 rout in Littlejohn Coliseum.

The Tigers (1-0) were able to pull away from the Catamounts (0-1) early in the game thanks to a 22-2 run that would push Clemson's lead to a commanding 44-22 advantage. The run began at the 7:13 mark of the first half and ran until halftime — holding WCU to just two points over the final 8:55 of the opening period.

Clemson's largest lead came in the second half when the Tigers would go up by 36 points. The Tigers had four finish in double-figures, led by senior forward Donte Grantham with 14 points. Grantham also grabbed five boards. Both Elijah Thomas and Gabe DeVoe tallied 11, while Marquise Reed collected 10 points.

As a team, the Tigers shot 50.0 percent from the floor, including 25-for-31 from the foul line. Clemson scored 20 points off of 20 Catamount turnovers.

Notes: With the win, Clemson extended its season-opening win streak to 33 in a row ... the Tigers moved to 12-0 all-time against the Catamounts ... coincidentally, the last time the Tigers faced the Catamounts was head coach Brad Brownell's first game as a Tiger to open the 2010-11 campaign — a 87-64 win ... Clemson eclipsed the 85-point mark on just seven occasions last season ... coach Brownell is now just eight wins away from No. 300 of his career.

WESTERN CAROLINA 57

Player	fg	3fg	ft	r	tp	a	min
Gosselin - f	3-7	1-3	0-0	2	7	1	24
Amius - f	2-7	0-0	2-3	3	6	1	22
Steger - f	2-3	1-1	1-2	2	6	0	18
Peterson - g	3-6	0-0	1-3	1	7	1	26
Mutombo - g	5-11	0-1	0-0	3	10	1	26
Smith	1-1	1-1	1-2	4	4	1	12
Johnson	0-1	0-0	0-2	1	0	3	8
Halvorsen	1-6	1-5	0-0	0	3	0	13
McMillan	0-1	0-1	0-0	0	0	0	5
Parks	1-4	1-3	0-0	2	3	0	16
Thomas	1-1	0-0	0-0	2	2	1	3
Williams	2-3	1-1	0-0	1	5	0	6
Fuller	0-2	0-0	2-2	2	2	0	3
Olcay	1-1	0-0	0-0	2	2	0	5
Brooks	0-1	0-0	0-0	3	0	0	5
Sledd	0-1	0-0	0-0	2	0	0	8
TEAM				3			
Totals	22-56	6-16	7-14	32	57	9	200

Fouls: CU 17 (Grantham, 3), WCU 21 (Johnson, 5). **Turnovers:** CU 15 (Two, 3), WCU 20 (Two, 4). **Blocks:** CU 5 (Two, 2), WCU 2 (Amius, 2). **Steals:** CU 11 (Four, 2), WCU 5 (Gosselin, 2).

	Half (22)	Final
FG%	.346 (9-22)	.393 (22-56)
3FG%	.167 (1-6)	.375 (6-16)
FT%	.500 (3-6)	.500 (7-14)

CLEMSON 85

Player	fg	3fg	ft	r	tp	a	min
Donnal - f	2-2	0-0	2-2	2	6	0	14
Grantham - f	5-6	3-3	1-1	5	14	0	18
Reed - g	3-5	0-1	4-5	1	10	1	27
Mitchell - g	1-6	0-1	4-4	1	6	6	21
DeVoe - g	4-6	2-2	1-1	2	11	0	18
Trapp	0-1	0-0	4-5	2	4	1	11
Davis	0-2	0-1	0-0	0	0	1	5
Fields	0-1	0-1	0-0	0	0	0	2
Thomas	4-4	0-0	3-4	5	11	0	16
William	2-7	0-1	2-2	5	6	0	12
Oliver II	1-4	1-2	2-3	4	5	2	20
Spencer	3-5	0-1	0-0	4	6	1	16
Simms	2-5	0-1	2-4	6	6	2	20
TEAM				2			
Totals	27-54	6-14	25-31	39	85	14	200

	Half (44)	Final
FG%	.542 (13-24)	.500 (27-54)
3FG%	.500 (4-8)	.429 (6-14)
FT%	.778 (14-18)	.806 (25-31)



GAME 2

NORTH CAROLINA A&T
CLEMSON63 Nov. 12, 2017 • Clemson, S.C.
87 Littlejohn Coliseum • 5,528

CLEMSON, S.C. — Senior leaders Donte Grantham and Gabe DeVoe both posted their second double-doubles of their respective careers with the help of five double-digit scorers for the Tigers in a 87-63 rout of North Carolina A&T on Sunday afternoon inside Littlejohn Coliseum.

Grantham tallied a career-best 12 rebounds to go along with 17 points, while DeVoe chipped in 13 points and matched his career-best with 10 boards. DeVoe also posted five assists. The Tigers (2-0) took a 41-29 lead into halftime over the Aggies (1-1), but it was the beginning of the second half that separated Clemson apart. The Tigers, already up by 12, engineered a 12-0 run to open up a 21-point advantage.

Clemson posted five in double-figures, which were led by both Grantham and DeVoe. Marquise Reed and Elijah Thomas scored 13 points a piece, while Shelton Mitchell scored 10 and posted team-leading six assists. For the second consecutive game, the Tigers went to the foul line 20 or more times and finished shooting 15-for-22 from the charity stripe. As a team, the Tigers grabbed a season-best 45 rebounds, including 12 on the offensive glass and limited the Aggies to just three offensive boards.

With 14 assists combined from the Tigers' starting guards, Clemson assisted on 21 of its 33 made field goals in the game — shooting just a hair under 56.0 percent from the floor.

Notes: Donte Grantham and Gabe DeVoe both achieved their second career double-doubles of their respective careers ... Grantham posted a career-best 12 rebounds, while DeVoe matched his career-high with 10 ... for the fifth time in his career, DeVoe posted five assists ... with the win, the Tigers improved to 35-1 all-time against members of the Mid-Eastern Athletic Conference (MEAC) ... Brad Brownell is now just seven wins shy of 300 for his career (293).

NORTH CAROLINA A&T 63

Player	fg	3fg	ft	r	tp	a	min
Kadji - f	1-9	1-4	0-0	3	3	0	26
Olujobi - f	6-14	1-4	7-8	4	20	0	28
Lartey - g	1-4	1-3	0-0	2	3	2	20
Boykins - g	5-9	4-7	0-0	0	14	3	34
Langley - g	2-2	0-0	0-2	3	4	1	22
Johnson	1-2	0-1	0-0	3	2	1	4
Hamilton	0-2	0-2	0-0	1	0	1	11
Gantz	3-5	1-1	1-2	1	8	0	21
Watson	2-5	1-2	0-2	0	5	0	12
Keyes	2-5	0-2	0-0	3	4	1	22
TEAM				2			
Totals	23-57	9-26	8-14	22	63	9	200

Fouls: CU 14 (Thomas, 3), NCAT 17 (Langley, 5). **Turnovers:** CU 13 (Mitchell, 3), NCAT 9 (Two, 2). **Blocks:** CU 4 (Four, 1), NCAT 1 (Langley, 1). **Steals:** CU 5 (DeVoe, 3), NCAT 7 (Two, 2).

	Half (29)	Final
FG%	.393 (11-28)	.404 (23-57)
3FG%	.333 (5-15)	.346 (9-26)
FT%	1.000 (2-2)	.571 (8-14)

CLEMSON 87

Player	fg	3fg	ft	r	tp	a	min
Grantham - f	7-9	1-3	2-3	12	17	2	28
Thomas - c	6-9	0-0	1-2	9	13	3	17
Reed - g	4-6	1-2	4-4	5	13	3	25
Mitchell - g	2-8	1-4	5-8	2	10	6	28
DeVoe - g	5-10	2-6	1-1	10	13	5	31
Trapp	1-2	0-0	1-2	1	3	1	6
Donnal	4-8	1-2	0-0	1	9	0	19
William	1-1	0-0	1-2	2	3	0	4
Oliver II	0-2	0-1	0-0	0	0	1	15
Spencer	0-1	0-1	0-0	1	0	0	12
Simms	3-3	0-0	0-0	2	6	0	15
TEAM				0			
Totals	33-59	6-19	15-22	45	87	21	200

	Half (41)	Final
FG%	.500 (15-30)	.559 (33-59)
3FG%	.333 (4-12)	.316 (6-19)
FT%	.778 (7-9)	.682 (15-22)



GAME 3

OHIO
CLEMSON76 Nov. 16, 2017 • Charleston, S.C.
81 TD Arena • 3,175

CHARLESTON, S.C. — Elijah Thomas became the first Clemson Tiger in nine years to notch at least 15 points and 15 rebounds in the same game. Former Tiger and current Brooklyn Net forward Trevor Booker scored 15 points and grabbed 16 rebounds on the exact same day in 2008 in the exact same gym. Thomas scored 17 and pulled down 15 boards, both career-highs, in Clemson's 81-76 win over Ohio in the first game of the 2017 Charleston Classic. Helping Thomas was Donte Grantham who went off for a season-high 20 points on 6-for-9 shooting, including a perfect 6-for-6 at the foul line. Shelton Mitchell reached double-figures with a season-high 16 points and dished five assists. Marquise Reed was the fourth double-figure scorer and poured in 12 points.

The Tigers (3-0) seasawed back and forth with the Bobcats (1-1) in the opening half — taking a 42-38 advantage into the locker room. Out of the break, the Tigers orchestrated an 11-3 run to push its lead to 12 points at 53-41 with 16:12 remaining. Clemson maintained that lead and even pushed it to a game-high 16 points with 7:38 left at 63-47 following a 3-pointer from Reed. Ohio tried to claw its way back, but Clemson would fend off the Bobcats' attempted rally and secured the five-point win with clutch free throw shooting down the stretch. The Tigers also won the rebounding battle for the third consecutive game, 35-28.

Notes: Elijah Thomas notched his third career double-double with 17 points and 15 rebounds ... Thomas became the first Clemson player to achieve at least 15 points and 15 rebounds since Trevor Booker did it on the exact same date in the exact same gym nine years ago (11/16/08) vs. Temple ... for the third-straight game the Tigers boasted at least four double-digit scorers ... Donte Grantham became the first Tiger this season to eclipse 20 points in a game (season-high) ... Shelton Mitchell notched a season-high with 16 points ... for the third-straight game, the Tigers got to the foul line 20+ times — shooting 23-for-28 ... the Tigers shot a season-best 58.6 percent from the field in the first half ... with the win, the Tigers move to 7-2 all-time against members of the MAC ... Clemson has started the season 3-0 in two of the past three seasons ... Brad Brownell is now just six wins shy of 300 for his career (294).

OHIO 76

Player	fg	3fg	ft	r	tp	a	min
Block - f	8-16	6-12	0-0	10	22	1	34
Taylor - f	0-2	0-0	0-0	1	0	0	21
Kirk - g	5-11	0-0	0-1	4	10	6	28
Laster - g	6-12	1-5	0-0	2	13	2	35
Dartis - g	4-9	2-6	8-8	4	18	4	33
Butler	0-2	0-1	0-0	0	0	0	9
Gollon	1-2	1-2	0-0	3	3	1	16
Mickle	4-7	0-0	2-2	3	10	1	24
TEAM				1			
Totals	28-61	10-26	10-11	28	76	15	200

Fouls: CU 17 (Two, 4), OHIO 21 (Two, 5). **Turnovers:** CU 11 (Two, 3), OHIO 11 (Mickle, 3). **Blocks:** CU 2 (Two, 1), OHIO 1 (Mickle, 1). **Steals:** CU 7 (Mitchell, 4), OHIO 4 (Four, 1).

	Half (38)	Final
FG%	.565 (13-23)	.459 (28-61)
3FG%	.500 (4-8)	.385 (10-26)
FT%	1.000 (8-8)	.909 (10-11)

CLEMSON 81

Player	fg	3fg	ft	r	tp	a	min
Thomas - f	6-10	0-0	5-8	15	17	3	32
Grantham - f	6-9	2-5	6-6	2	20	0	29
Reed - g	4-10	1-2	3-4	5	12	3	33
Mitchell - g	4-8	1-2	7-8	1	16	5	36
DeVoe - g	3-8	1-3	2-2	3	9	2	27
Trapp	0-0	0-0	0-0	0	0	0	0+
Donnal	1-1	1-1	0-0	1	3	0	8
Oliver II	0-2	0-2	0-0	2	0	1	17
Spencer	0-1	0-1	0-0	0	0	0	7
Simms	2-4	0-1	0-0	3	4	0	11
TEAM				3			
Totals	26-53	6-17	23-28	35	81	14	200

	Half (42)	Final
FG%	.586 (17-29)	.491 (26-53)
3FG%	.444 (4-9)	.353 (6-17)
FT%	.667 (4-6)	.821 (23-28)



GAME 4

HOFSTRA
CLEMSON59 Nov. 17, 2017 • Charleston, S.C.
78 TD Arena • 3,087

CHARLESTON, S.C. — A crucial 16-2 run in the second half and phenomenal games from Marquise Reed and Donte Grantham pushed Clemson men's basketball over the top against Hofstra, 78-59, in Friday night's Charleston Classic semifinal matchup. The Tigers (4-0) once again got double-digit scoring from four players, including Grantham who finished with a career-high-matching 22 points on 9-for-12 shooting.

Reed put together, quite possibly, one of his best game ever. He posted his first career double-double with 16 points and 11 rebounds, while adding in six assists and three steals to the effort. Reed also did not commit a turnover in the contest. Both Shelton Mitchell and Gabe DeVoe finished with 13 points and 12 points, respectively. Clemson got off to fast start, up 10-2, just over three minutes into the game. The lead would change twice in the first half, but a strong finish on a 12-4 run helped propel the Tigers to a 10 point halftime lead.

With 15:30 to play and the Tigers clinging to a six-point lead at 48-42, Clemson would orchestrate a 16-2 run to blow the game wide open. A jumper from Reed would spark the run and include Reed scoring or assisting on eight of the next 10 points, including a great crossover pass to Grantham for a three. A Mitchell 3-pointer would cap the run and force a Hofstra timeout with the Tigers leading 64-44 and 11:27 left. The Tigers would keep the Pride at bay and finish off the 19-point victory to advance to Sunday's tournament final game against Temple.

Notes: The win marked Clemson's first 4-0 start since the beginning of the 2013-14 season ... Marquise Reed notched his first career double-double with 16 points and a career-high 11 rebounds ... Reed matched his career-high with six assists ... for the fourth-straight game the Tigers boasted at least four double-digit scorers ... Donte Grantham has produced back-to-back double-digit scoring games, his fifth career 20-point outing ... Grantham matched his career-high with 22 points ... Clemson moved to 4-0 all-time against Hofstra and 21-5 all-time against members of the CAA ... coach Brownell is now just five wins shy of 300 for his career (295).

HOFSTRA 59

Player	fg	3fg	ft	r	tp	a	min
Gustys - f	5-7	0-0	0-0	10	10	3	29
Angus III - f	4-9	0-0	0-0	6	8	0	30
Wormley - g	1-5	0-0	1-1	2	3	3	24
Wright-Foreman - g	8-19	4-9	0-1	4	20	2	39
Pemberton - g	5-11	2-4	2-2	3	14	0	39
Radovic	0-1	0-1	0-0	2	0	0	15
Buie	0-0	0-0	0-0	0	2	9	
Trueheart	0-0	0-0	0-0	0	0	0	1
Ray	0-0	0-0	0-1	1	0	0	5
Sabaty	2-4	0-0	0-2	4	4	1	8
TEAM				4			
Totals	25-56	6-14	3-10	36	59	11	200

Fouls: CU 18 (Three, 3), HOF 19 (Two, 4). **Turnovers:** CU 6 (Two, 2), HOF 13 (Wright-Foreman, 4). **Blocks:** CU 7 (Thomas, 3), HOF 0. **Steals:** CU 8 (Reed, 3), HOF 0.

	Half (32)	Final
FG%	.519 (14-27)	.446 (25-56)
3FG%	.500 (3-6)	.429 (6-14)
FT%	.333 (1-3)	.300 (3-10)

CLEMSON 78

Player	fg	3fg	ft	r	tp	a	min
Thomas - f	2-3	0-0	1-1	4	5	2	18
Grantham - f	9-12	3-5	1-2	4	22	3	36
Reed - g	6-15	1-4	3-4	11	16	6	35
Mitchell - g	4-13	3-8	2-2	1	13	4	33
DeVoe - g	4-11	1-6	3-3	3	12	1	38
Davis	0-0	0-0	0-0	0	0	0	04
Donnal	1-4	0-1	0-0	2	2	1	18
Fields	0-0	0-0	0-0	0	0	0	04
William	0-0	0-0	0-0	0	0	0	14
Oliver II	1-3	1-2	0-0	2	3	0	24
Spencer	1-1	1-1	0-0	2	3	0	09
Simms	1-2	0-1	0-0	2	2	1	10
TEAM	4						
Totals	29-64	10-28	10-12	35	78	18	200

2017-18 BOXSCORES



GAME 5

TEMPLE
CLEMSON

67 Nov. 19, 2017 • Charleston, S.C.
60 TD Arena • 2,263

CHARLESTON, S.C. — Clemson University men's basketball dropped its first game of the season on Sunday night to Temple, 67-60, in the title game of the Charleston Classic. Three Tigers reached double-figures with Shelton Mitchell leading the way with 16 points, while Marquise Reed (14) and Donte Grantham (13) also posted double-digits.

Grantham grabbed a team-high nine rebounds — nearly notching his second double-double of the season. Reed finished with seven, Elijah Thomas with six and Mitchell finished with five.

The Tigers (4-1) used back-to-back threes from Grantham and Mitchell to take a 12-10 lead early on. Clemson's largest lead came after another Mitchell three and a Grantham layup at 17-14 with 11:15 left in the first half.

In the opening half, the Owls (3-0) scored 15 points off of seven Tiger turnovers and also posted nine second-chance points after grabbing nine offensive boards to take a 37-31 lead into the break. Temple pushed its lead to a game-high 14 points in the second half and fended off the Tigers comeback bid all the way to the end to seal the seven-point victory.

Notes: Grantham was named to the all-tournament team ... with the loss, the Tigers fell to 7-2 all-time in the Charleston Classic — having reached the final game in all three tournaments ... also with the loss, Clemson falls to 2-3 all-time against Temple ... Mark Donnal tied his season-high with nine points ... Reed has posted back-to-back games of 7+ rebounds after having a career-high of six prior to Friday night ... 16 points for Shelton Mitchell tied his season-high ... the Tigers were outscored 25-7 in points off turnovers.

Player	fg	3fg	ft	r	tp	a	min
Enechionya - f	4-10	2-6	2-2	6	12	0	36
Aflakpui - c	2-2	0-0	0-0	2	4	0	20
Brown - g	5-13	3-4	0-0	2	13	3	26
Alston, Jr. - g	3-6	2-5	6-6	3	14	3	33
Rose - g	4-15	0-4	2-3	11	10	4	34
Moore II	4-11	3-7	1-2	5	12	1	29
Moorman	0-0	0-0	0-0	1	0	0	3
Perry	1-3	0-2	0-0	0	2	1	8
Moore	0-2	0-0	0-0	2	0	0	11
TEAM				5			
Totals	23-62	10-28	11-13	37	67	12	200

Player	fg	3fg	ft	r	tp	a	min
Thomas - f	3-7	0-0	0-0	6	6	0	24
Grantham - f	6-11	1-4	0-1	9	13	4	36
Reed - g	5-10	2-7	2-3	7	14	1	37
Mitchell - g	6-15	2-6	2-2	5	16	4	38
DeVoe - g	0-7	0-6	0-0	3	0	1	37
Trapp	0-0	0-0	0-0	0	0	0	0+
Donnal	2-2	2-2	3-3	1	9	0	13
Spencer	1-2	0-0	0-0	1	2	2	8
Simms	0-1	0-1	0-0	0	0	0	7
TEAM				5			
Totals	23-55	7-26	7-9	37	60	12	200

Fouls: CU 18 (Grantham, 5), TEM 15 (Three, 3). **Turnovers:** CU 18 (Thomas, 7), TEM 11 (Brown, 3). **Blocks:** CU 3 (Three, 1), TEM 2 (Two, 1). **Steals:** CU 5 (Grantham, 2), TEM 8 (Moore II, 3).

	Half (37)	Final
FG%	.441 (15-34)	.371 (23-62)
3FG%	.357 (5-14)	.357 (10-28)
FT%	1.000 (2-2)	.846 (11-13)

	Half (31)	Final
FG%	.462 (12-26)	.418 (23-55)
3FG%	.357 (5-14)	.269 (7-26)
FT%	.667 (2-3)	.778 (7-9)



GAME 6

TEXAS SOUTHERN
CLEMSON

77 Nov. 24, 2017 • Clemson, S.C.
84 Littlejohn Coliseum • 5,526

CLEMSON, S.C. — Ultra-impressive performances from Elijah Thomas and Gabe DeVoe lifted Clemson University men's basketball to its fifth win of the season over Texas Southern, 84-77, on Friday afternoon inside Littlejohn Coliseum.

Thomas posted career-highs in points (26) and rebounds (16) to notch his fourth career double-double and second of the season. Thomas finished 10-for-11 from the field and 6-for-8 from the foul line. The last time a Clemson player had at least 26 points and 16 rebounds in the same game was on March 17, 1990 in an NCAA Tournament game at the Hartford Civic Center. Former Tiger Dale Davis had 26 points and 17 rebounds in a 79-75 Clemson win over LaSalle.

DeVoe was red-hot shooting the ball and finished 8-for-9 from the field and a perfect 5-for-5 from distance for a career-high 21 points. The Tigers (5-1) shot a season-best 64.0 percent in the first half, but led the Tigers (0-6) by just four at the break. The lead changed hands five times with four tied scores in the opening period.

The Tigers would engineer an 18-7 run to open up its largest lead of the contest at 71-54 with just 5:16 left. Both Shelton Mitchell and Grantham netted double-figures in the Tigers' victory. The duo scored 10 points each.

Notes: Clemson matches its best start to a regular season since the beginning of the 2013-14 campaign ... Elijah Thomas set new career-highs in points (26) and rebounds (16) ... Thomas also set a career high in field goals made (10), free throws made (6) ... Gabe DeVoe set a new career-high in points (21), field goals made (8) and 3-pointers made (5) ... both Thomas and DeVoe's 20-point outings were the third and fourth of the season for Clemson ... Clemson set a new season-best for field goal percentage in the first half (64.0) and for the game (61.2) ... Clyde Trapp set a season-best in minutes (28) ... Clemson moved to 2-0 all-time against Texas Southern ... the Tigers are now 64-28 in the month of November under head coach Brad Brownell ... coach Brownell is now just four wins shy of 300 for his career (296).

Player	fg	3fg	ft	r	tp	a	min
Scott - f	5-11	1-3	3-3	4	14	2	29
Reed - c	3-6	0-1	4-4	9	10	1	27
Clark - g	5-14	0-4	0-0	3	10	1	37
Bruce - g	4-10	2-7	2-2	4	12	2	26
Jefferson - g	7-18	4-12	4-5	0	22	4	40
Salmon	2-2	0-0	3-4	2	7	0	13
McClelland	0-1	0-1	0-0	1	0	0	7
Lumpkin	0-1	0-0	0-0	0	0	0	8
Lewis	0-1	0-1	2-2	1	2	2	13
TEAM				1			
Totals	26-64	7-29	18-20	25	77	12	200

Player	fg	3fg	ft	r	tp	a	min
Grantham - f	4-6	0-1	2-4	4	10	3	32
Thomas - c	10-11	0-0	6-8	16	26	0	34
Reed - g	1-9	0-3	3-3	3	5	3	29
Mitchell - g	4-7	0-3	2-3	1	10	3	22
DeVoe - g	8-9	5-5	0-0	4	21	2	30
Trapp	1-2	1-2	3-4	4	6	3	28
Donnal	1-1	1-1	0-0	2	3	0	6
Oliver II	0-1	0-1	0-0	2	0	0	9
Spencer	1-3	0-2	1-2	0	3	0	10
TEAM				1			
Totals	30-49	7-18	17-24	37	84	14	200

Fouls: CU 22 (Reed, 5), TSU 22 (Two, 5). **Turnovers:** CU 19 (Mitchell, 4), TSU 10 (Reed, 3). **Blocks:** CU 4 (Thomas, 4), TSU 2 (Two, 1). **Steals:** CU 3 (Three, 1), TSU 7 (Two, 2).

	Half (36)	Final
FG%	.462 (12-26)	.406 (26-64)
3FG%	.231 (3-13)	.241 (7-29)
FT%	1.000 (9-9)	.900 (18-20)

	Half (40)	Final
FG%	.640 (16-25)	.612 (30-49)
3FG%	.500 (5-10)	.389 (7-18)
FT%	.600 (3-5)	.708 (17-24)



GAME 7

CLEMSON
OHIO STATE

79 Nov. 29, 2017 • Columbus, Ohio
65 Value City Arena • 17,189

COLUMBUS, Ohio — Clemson University men's basketball used a second-half offensive onslaught to top Ohio State, 79-65, in the 2017 ACC/Big Ten Challenge at Value City Arena on Wednesday night.

The Tigers (6-1) outscored the Buckeyes (5-3) by 21 points in the second half on 63.0 percent shooting (17-for-27) from the field, while nailing 6-of-10 3-pointers. Clemson shot 9-for-11 from the foul line, including a perfect 6-for-6 during the last 6:10 of the game. The offensive firepower was fueled by a season-high 22 points from Marquise Reed on 7-for-13 shooting — 14 of which came in the second period.

Clemson led for 48 seconds in the first half, trailing by as many as 13 points. They would cut into that lead and trail by just seven at the break. Down seven at the 13:26 mark of the second half, a 10-2 run sparked by a Mitchell three and a Grantham fastbreak slam helped propel the Tigers. A jumper from Reed gave the Tigers its first lead since early in the first half at 54-53 with 11:08 to go.

Up by nine points with 3:24 to go in the ballgame, Reed drained a dagger with his third 3-pointer of the game to put the Tigers up by 12 and well on their way victory. The Tigers allowed the Buckeyes to shoot 8-for-15 from three in the opening half, but held them to just 1-for-6 in the second. On the other hand, the Tigers turned it over just twice.

Notes: With the win, it marks Clemson's best start to a season since 2013-14 ... it was also just the third time this decade Clemson has overcome a deficit of seven points or more in the second half and won ... also with the win, the Tigers improved to 10-7 all-time in the ACC/Big Ten Challenge and 2-0 against Ohio State ... the 65 points allowed was the second-fewest that Ohio State has scored this season ... Marquise Reed set a new season-high with 22 points ... Aamir Simms notched a career-best seven points ... 63.0 percent shooting in the second half was a season-best for the Tigers ... it was his 130th win at Clemson and puts him just three wins shy of 300 for his career (297).


Player	fg	3fg	ft	r	tp	a	min
Thomas - f	4-6	0-0	3-3	8	11	0	31
Grantham - f	5-8	1-2	0-0	6	11	6	38
Reed - g	7-13	3-6	5-6	7	22	2	31
Mitchell - g	7-12	3-4	2-2	2	19	6	37
DeVoe - g	4-10	1-5	0-0	2	9	2	35
Donnal	0-0	0-0	0-0	0	0	0	8
Oliver II	0-0	0-0	0-0	0	0	0	2
Spencer	0-0	0-0	0-0	0	0	0	4
Simms	2-3	2-2	1-2	3	7	0	14
TEAM				2			
Totals	29-52	10-19	11-13	30	79	16	200

Player	fg	3fg	ft	r	tp	a	min
Tate - f	3-10	1-2	0-2	4	7	5	35
Bates-Diop - f	7-18	3-9	4-8	7	21	3	37
Wesson, K. - f	5-9	1-1	4-5	5	15	1	29
Jallow - g	3-6	1-3	0-0	4	7	2	23
Jackson - g	3-4	1-1	0-1	4	7	3	34
Dakich	1-1	1-1	0-0	0	3	0	10
Williams	0-2	0-1	0-0	1	0	0	17
Wesson, A.	0-1	0-0	0-0	1	0	1	5
Young	2-4	1-3	0-0	2	5	0	10
TEAM				1			
Totals	24-55	9-21	8-16	30	65	15	200

Fouls: CU 14 (Two, 3), OSU 13 (Bates-Diop, 3). **Turnovers:** CU 11 (Reed, 3), OSU 14 (Jackson, 5). **Blocks:** CU 6 (Thomas, 4), OSU 4 (Four, 1). **Steals:** CU 5 (Reed, 2), OSU 3 (Jackson, 2).

	Half (30)	Final
FG%	.480 (12-25)	.558 (29-52)
3FG%	.444 (4-9)	.526 (10-19)
FT%	1.000 (2-2)	.846 (11-13)

	Half (37)	Final
FG%	.452 (14-31)	.436 (24-55)
3FG%	.533 (8-15)	.429 (9-21)
FT%	.500 (1-2)	.500 (8-16)



DONTE GRANTHAM

2017-18 BOXSCORES



GAME 8

UNC ASHEVILLE
CLEMSON52 Dec. 3, 2017 • Clemson, S.C.
83 Littlejohn Coliseum • 5,932

CLEMSON, S.C. — Clemson University men's basketball won for the seventh time this season - matching its best start to a campaign since 2013-14 — and used a season-best scoring margin in a 31-point victory over UNC Asheville on Sunday afternoon inside Littlejohn Coliseum.

For the second consecutive game Marquise Reed led the Tigers (7-1) in scoring with a game-high 19 points, including four rebounds, four steals and three assists. Dante Grantham notched his third career double-double and second of the season with 17 points and 10 rebounds. Grantham also posted two blocks and a steal in the performance. Ten different Tigers got in the scoring column on Sunday, while the Tigers as a team shot 52.2 percent from the field — limiting the Bulldogs (5-3) to just 34.4 percent shooting, including a dismal 26.3 percent from three.

The Bulldogs got off to a quick start up 6-0 to force an early Tiger timeout, but Clemson quickly recovered on an 11-2 run for a lead they would never relinquish. After taking a 10-point lead into halftime, the Tigers once again won the second-half by 21 points for the second consecutive contest — scoring 47 points and allowing the Bulldogs to score just 26. A 20-8 run over the middle part of the second half propelled the Tigers to a 23-point lead, which they would eventually turn into a 31-point win.

Notes: With the win matches its best start to a season since 2013-14 (7-1) — prior to 13-14, the last time Clemson started a season 7-1 or better was 2008-09 ... the Tigers improved to 8-0 all-time against UNC Asheville ... the Tigers used 10 dunks en route to the victory — the most in a game by Clemson since a 102-67 win over Western Carolina on Feb. 11, 1998 ... Dante Grantham notched his second double-double of the season and the third of his career ... Reed also posted four steals for the first time since Dec. 31, 2016 and for just the fifth time in his career ... Clyde Trapp notched a career-high seven points (perfect from the field — 3-for-3) ... Malik Williams matched a season-and-career-best with six points ... head coach Brad Brownell is now just two wins shy of his 300th career victory (298).

UNC ASHEVILLE 52											CLEMSON 83										
Player	fg	3fg	ft	r	tp	a	min				Player	fg	3fg	ft	r	tp	a	min			
Wnuk - f	0-3	0-0	0-0	5	0	1	18				Thomas - f	4-5	0-0	1-2	5	9	1	18			
Vannatta - g	2-10	0-3	3-4	4	7	1	32				Grantham - f	8-12	1-4	0-0	0	10	17	0	31		
Thomas - g	5-14	0-1	0-0	11	10	1	29				Reed - g	7-12	5-7	0-0	4	19	3	28			
Teague - g	1-9	0-3	0-0	5	2	2	32				Mitchell - g	3-11	0-3	0-0	2	6	6	31			
Rackley - g	3-7	1-5	1-1	1	8	1	22				DeVoe - g	3-8	1-3	2-2	6	9	4	34			
Gilmore	0-1	0-0	0-0	0	0	0	7				Trapp	3-3	1-1	0-0	2	7	0	14			
Baehre	4-6	1-1	0-0	5	9	0	24				Davis	0-0	0-0	0-0	0	0	0	1			
Brown	1-1	0-0	0-0	1	0	0	2				Donnal	1-2	0-0	0-1	2	2	1	6			
Seegars	3-7	2-4	1-3	2	9	1	22				Fields	0-0	0-0	0-0	1	0	0	2			
Miller	2-3	1-2	0-0	1	5	2	12				William	3-4	0-0	0-0	1	6	0	4			
TEAM							2				Oliver II	1-2	0-0	2-3	1	4	0	9			
Totals	21-61	5-19	5-8	37	52	9	200				Spencer	0-3	0-2	0-0	0	0	0	6			
											Simms	2-5	0-1	0-0	5	4	1	16			
											TEAM							1			
											Totals	35-67	8-21	5-8	40	83	16	200			

Fouls: CU 14 (Thomas, 3), UNCA 15 (Three, 3). **Turnovers:** CU 8 (Thomas, 3), UNCA 16 (Thomas, 5). **Blocks:** CU 9 (Simms, 4), UNCA 4 (Seegars, 2). **Steals:** CU 7 (Reed, 4), UNCA 4 (Teague, 2).

	Half (26)	Final		Half (36)	Final
FG%	.407 (11-27)	.344 (21-61)	FG%	.469 (15-32)	.522 (35-67)
3FG%	.111 (1-9)	.263 (5-19)	3FG%	.333 (4-12)	.381 (8-21)
FT%	.500 (3-6)	.625 (5-8)	FT%	1.000 (2-2)	.625 (5-8)



GAME 9

SAMFORD
CLEMSON59 Dec. 9, 2017 • Clemson, S.C.
81 Littlejohn Coliseum • 7,434

CLEMSON, S.C. — A 19-2 run late in the second half and five double-digit scorers propelled Clemson University men's basketball to a dominating 81-59 win over Samford and moving the Tigers to 8-1 overall on the season — their best start since 2008-09.

Shelton Mitchell and Dante Grantham turned in the Tigers' (8-1) sixth and seventh 20-point outings of the season. It served as a season-high for Mitchell. Elijah Thomas notched his fifth career double-double and third of the season with 11 points and 11 rebounds. The Bulldogs (2-8) played the Tigers tightly in the opening stanza and trailed by just five points at the break. Samford came out strong in the second half and regained a lead of four points at 42-38, which forced a Tiger timeout.

Out of the timeout, the Tigers quickly moved in front of the Bulldogs on the heels of a 6-0 run keyed by a Marquise Reed old fashioned 3-point play. After Samford trimmed the Tiger lead to two at 55-53, the Tigers took off. From the 9:03 mark until 3:20 was left on the second half clock, the Tigers engineered a 19-2 run to blow the game wide open and lead the Bulldogs 74-55. The Tigers would close out the game on a 26-6 run for the 22-point victory.

Clemson rebounded from a poor-shooting first half to finish 41.7 percent from the field and connected on 22 free throws. The Tigers grabbed a season-high 17 offensive rebounds which helped them earn 19 second-chance points. They also forced 22 Bulldogs turnovers and turned those into 22 points.

Notes: Clemson earns its best start to a season since 2008-09 ... the Tigers improved to 4-0 all-time against Samford ... it was the Tigers fourth win this season by 20+ points ... the 20 points for Mitchell was season high ... Elijah Thomas notched his fifth career double-double and third of the season with 11 points and 11 rebounds ... DeVoe matched his career-high with four steals ... head coach Brad Brownell is now just one win shy of his 300th career victory (299).

SAMFORD 59											CLEMSON 81										
Player	fg	3fg	ft	r	tp	a	min				Player	fg	3fg	ft	r	tp	a	min			
Adams - f	2-2	0-0	1-2	7	5	0	22				Thomas - f	3-4	0-0	5-10	11	11	1	30			
Lakic - f	1-1	0-0	0-0	1	2	0	16				Grantham - f	8-14	0-4	4-4	4	20	2	34			
Nolan - g	3-5	2-3	0-0	1	8	1	29				Reed - g	3-9	1-7	6-6	2	13	5	33			
Coleman - g	7-14	3-6	0-0	4	17	5	35				Mitchell - g	6-14	3-9	5-6	4	20	5	34			
Chambers - g	1-5	1-4	0-0	2	3	0	20				DeVoe - g	4-11	4-10	2-4	5	14	1	32			
Sharkey	2-5	0-1	3-5	2	7	2	23				Trapp	0-2	0-2	0-0	0	0	2	9			
Tapp	0-0	0-0	0-0	0	0	0	1				Donnal	0-0	0-0	0-2	2	0	0	7			
Thompson	0-2	0-1	1-2	2	1	0	9				William	0-1	0-0	0-0	1	0	0	1			
Denzel-Dyson	4-12	3-6	1-1	3	12	2	27				Oliver II	1-3	1-3	0-0	2	3	0	7			
Peters	1-1	0-0	2-2	2	4	0	17				Spencer	0-1	0-1	0-0	0	0	0	4			
TEAM							5				Simms	0-1	0-0	0-1	4	0	1	9			
Totals	21-47	9-21	8-12	29	59	10	200				TEAM							3			
											Totals	25-60	9-36	22-33	38	81	17	200			

Fouls: CU 17 (Reed, 4), SAM 26 (Two, 5). **Turnovers:** CU 9 (Mitchell, 3), SAM 22 (Sharkey, 6). **Blocks:** CU 4 (Simms, 2), SAM 0. **Steals:** CU 10 (Two, 4), SAM 4 (Four, 1).

	Half (30)	Final		Half (35)	Final
FG%	.476 (10-21)	.447 (21-47)	FG%	.367 (11-30)	.417 (25-60)
3FG%	.571 (4-7)	.429 (9-21)	3FG%	.200 (4-20)	.250 (9-36)
FT%	.857 (6-7)	.667 (8-12)	FT%	.563 (9-16)	.667 (22-33)



GAME 10

CLEMSON
No. 22 FLORIDA71 Dec. 16, 2017 • Sunrise, Fla.
69 Legacy Arena • 9,152

SUNRISE, Fla. — Clemson University men's basketball overcame a 12-point second-half deficit and utilized a 14-2 run late in the second half to come back and bite the No. 22 ranked Florida Gators, 71-69, at the 2017 MetroPCS Orange Bowl Classic on Saturday evening.

Marquise Reed led the Tigers (9-1) with 22 points, including 13 in the second half. With a jumper at the top of the key with 3:25 left in the second half, Reed eclipsed the 1,000-point scoring mark for his career.

After going into the break trailing by seven points, the Tigers (9-1) found themselves down by a game-high 12 points early in the second half at 47-35 with 17:24 left. Clemson went on a 14-4 run to cut the lead to just two at 51-49, but the Gators (6-4) managed to push its lead back to nine points with just 5:40 left in regulation.

A 10-0 run culminating with a Gabe DeVoe triple in the corner gave Clemson its first lead since a 2-0 advantage at the 17:02 mark of the first half. Over the remaining 5:40, the Tigers allowed the Gators to score just three points en route to a big two-point victory. The win marked the 300th of head coach Brad Brownell's career. The win also signified Clemson's eighth all-time win over a ranked opponent in non-conference play. Of those eight wins, three have come under the direction of coach Brownell.

Notes: The Tigers improved to 11-9 all-time against Florida ... handed the Gators just their third all-time loss in the Orange Bowl Classic and snapped a seven-game winning streak in the event ... it was the eighth win over a ranked opponent in non-conference regular season play all-time and the third time it happened under coach Brownell (vs. Arkansas, 2014-15; at South Carolina, 2016-17) ... it marked coach Brownell's 300th career victory and his 133rd at Clemson (just six wins shy of passing Oliver Purnell for third on Clemson's all-time win list) ... also with the win, the Tigers overcame its second half-time deficit of seven points to win (last time to happen at least twice was 2008-09).

CLEMSON 71											FLORIDA 69										
Player	fg	3fg	ft	r	tp	a	min				Player	fg	3fg	ft	r	tp	a	min			
Thomas - f	2-8	0-0	0-0	10	4	1	21				Stone - f	1-1	1-1	0-0	3	3	1	11			
Grantham - f	4-8	0-0	3-4	3	11	1	36				Hudson - g	7-18	4-8	5-9	4	23	0	34			
Reed - g	6-8	1-2	9-11	5	22	6	38				Koulechov - g	2-8	2-5	2-2	9	8	1	31			
Mitchell - g	3-7	0-1	4-7	1	10	2	31				Allen - g	5-13	2-8	0-0	3	12	3	37			
DeVoe - g	6-11	3-6	4-6	6	19	0	38				Chiozza - g	6-12	1-2	1-2	1	14	3	33			
Trapp	1-1	0-0	0-0	2	2	0	4				Okauru	0-0	0-0	0-0	0	0	0	4			
Donnal	1-2	1-2	0-0	0	3	0	18				Gak	1-3	0-0	1-4	5	3	0	14			
Skara	0-0	0-0	0-2	2	0	0	11				Hayes	1-1	0-0	0-0	5	2	0	22			
Simms	0-0	0-0	0-0	2	0	1	3				Ballard	2-5	0-0	0-0	2	4	0	14			
TEAM							2				TEAM							3			
Totals	23-45	5-11	20-30	33	71	11	200				Totals	25-61	10-24	9-17	35	69	8	200			

Fouls: CU 17 (Three, 3), FLA 21 (Chiozza, 4). **Turnovers:** CU 15 (Three, 4), FLA 11 (Two, 3). **Blocks:** CU 5 (Thomas, 3), FLA 2 (Two, 1). **Steals:** CU 7 (DeVoe, 3), FLA 7 (Chiozza, 4).

	Half (33)	Final		Half (40)	Final
FG%	.481 (13-27)	.511 (23-45)	FG%	.448 (13-29)	.410 (25-61)
3FG%	.500 (4-8)	.455 (5-11)	3FG%	.538 (7-13)	.417 (10-24)
FT%	.500 (3-6)	.667 (20-30)	FT%	.636 (7-11)	.529 (9-17)



GAME 11

SOUTH CAROLINA
CLEMSON48 Dec. 19, 2017 • Clemson, S.C.
64 Littlejohn Coliseum • 8,031

CLEMSON, S.C. — Behind a career-high 25 points from Marquise Reed combined with the least amount of points surrendered to South Carolina in 21 years, Clemson University men's basketball dominated South Carolina and beat them handily 64-48 on Tuesday evening. Clemson is 38-2 all-time under head coach Brad Brownell when allowing less than 50 points.

Reed's 25 points led the Tigers (10-1), while Gabe DeVoe and Shelton Mitchell also finished in double-figures with 12 points and 10 points, respectively. Reed hit five threes — tying a career-high — and hit eight free throws on the night. More impressively, the reigning ACC Player of the Week grabbed six rebounds, dished out three assists and blocked three shots.

Clemson set the tone early in a low scoring defensive battle, maintaining a steady advantage throughout much of the first half, which culminated in a five-point lead after the first stanza. Out of the break, the Tigers began to flex their defensive muscle against the Gamecocks (8-3) getting out to a 14-6 run to open up a 45-32 lead at the 9:49 mark of the second half.

The Tigers pushed their lead to a game-high 19 points on a Reed 3-pointer that contributed to a 12-4 run to open up a 64-43 lead, eventually finishing off the Gamecocks by 18 at the final buzzer.

Notes: The win marks the second consecutive victory over South Carolina in the Palmetto Series Rivalry ... the 48 points allowed to the Gamecocks was the lowest total in 21 years (39 points allowed in 1996) ... it also marks the lowest point total for the Gamecocks since they scored 46 points against Clemson on March 4, 2014 ... the win was head coach Brad Brownell's 134th at Clemson (five shy of passing Oliver Purnell for third all-time in Clemson history) ... Reed's 25 points was a career-high.

SOUTH CAROLINA								48	CLEMSON								64
Player	fg	3fg	ft	r	tp	a	min		Player	fg	3fg	ft	r	tp	a	min	
Minaya - f	0-6	0-1	0-0	5	0	1	29		Grantham - f	2-7	1-3	0-0	7	5	1	20	
Kotsar - f	3-5	0-0	0-0	6	6	0	32		Thomas - f	4-6	0-0	0-2	6	8	1	29	
Silva - f	4-10	0-1	4-4	9	12	0	25		Reed - g	6-11	5-9	8-11	6	25	3	37	
Gravett - g	1-7	1-5	0-0	1	3	1	15		Mitchell - g	3-8	0-1	4-5	3	10	1	30	
Booker - g	0-4	0-2	2-2	2	2	0	15		DeVoe - g	4-10	1-4	3-4	3	12	1	36	
Beatty	2-5	0-2	1-2	0	5	0	14		Trapp	0-0	0-0	0-0	0	0	0	3	
Holden	4-5	0-0	0-0	1	8	1	15		Donnal	0-1	0-0	0-0	2	0	0	11	
Haase	1-5	0-3	0-0	2	2	0	22		Skara	1-2	1-2	0-0	2	3	0	17	
Myers	4-7	1-2	1-2	3	10	0	31		Simms	0-1	0-1	1-2	3	1	1	17	
Hinson	0-0	0-0	0-0	0	0	0	2		TEAM				2				
TEAM				2					Totals	20-46	8-20	16-24	34	64	8	200	
Totals	19-54	2-16	8-10	31	48	3	200										

2017-18 BOXSCORES



GAME 12

LOUISIANA-LAFAYETTE 60 Dec. 22, 2017 • Clemson, S.C.
CLEMSON 89 Littlejohn Coliseum • 6,847

CLEMSON, S.C. — Clemson University men's basketball's stout defense held Louisiana-Lafayette to its lowest point total of the season and lowest shooting percentage of the season, coupled with Donte Grantham's fourth double-double of his career - Clemson rolled past ULL, 89-60.

The 89 points were the most by the Tigers (11-1) this season. Clemson also made a season-high 11 3-pointers which were scored by eight different players, tying the program record. The Tigers also had eight players hit threes against Virginia on Jan. 22, 1983 and against Presbyterian on Nov. 13, 2009. With Grantham's 17 points and 10 rebounds, the senior also surpassed 1,000 career points to become the 39th player in Clemson history to achieve that feat.

The Tigers started to pull away from the Ragin' Cajuns (10-3) late in the opening stanza. Clemson built a 15-point advantage and finished with that same lead following back-to-back threes from Grantham and Skara to close the half. Clemson flexed its defensive muscle, as it has all season long, limiting the Cajuns to 25.8 percent shooting in the second half and outscoring them 46-32 for the 29-point victory.

Notes: The win is the first-ever over Louisiana-Lafayette in the first meeting between both programs ... the 60 points allowed was the lowest point total all season long for the Cajuns ... the Tigers held the Cajuns to just 28.1 percent from the floor — its lowest shooting percentage of the season ... they held ULL to nearly 29 points below its season average coming in to the game (88-6) ... Clemson made a season-high 11 3-pointers ... eight different players made a three for just the third time in program history (tying Jan. 22, 1983 vs. Virginia; Nov. 13, 2009 vs. Presbyterian) ... Donte Grantham notched 1,000 career points and his fourth career double-double (third of the season) ... David Skara netted a season-high 11 points ... Clyde Trapp scored a season-high eight points ... the Tigers finished the game with over 50.0 percent shooting for the seventh time this season and are 7-0 in those games.

LOUISIANA-LAFAYETTE 60										
Player	fg	3fg	ft	r	tp	a	min			
Gant - f	2-7	0-2	0-0	3	4	1	31			
Washington - f	2-4	0-1	0-0	3	4	1	16			
Marquetti - g	1-6	1-2	0-0	2	3	1	23			
Bartley - g	3-9	1-3	7-7	6	14	0	29			
Stroman - g	2-8	1-3	11-12	1	16	3	32			
Russell - g	3-8	2-6	0-0	3	8	1	21			
Miller - f	1-5	0-2	2-2	2	4	0	13			
Davis - f	0-2	0-1	0-0	1	0	0	5			
Broussard - f	0-0	0-0	0-0	0	0	0	3			
Hardy - f	0-1	0-1	0-0	1	0	0	5			
Stove - f	1-3	1-2	0-0	2	3	0	11			
Stalcup - f	1-4	0-0	2-2	3	4	0	11			
TEAM							2			
Totals	16-57	6-23	22-23	29	60	7	200			

CLEMSON 89										
Player	fg	3fg	ft	r	tp	a	min			
Donnal - f	0-0	0-0	0-0	0	0	0	8			
Grantham - f	6-9	1-3	4-5	10	17	2	38			
Reed - g	3-7	2-5	0-0	4	8	2	23			
Mitchell - g	5-9	1-4	4-4	5	15	6	32			
DeVoe - g	2-5	1-3	2-2	3	7	1	19			
Trapp - g	3-3	2-2	0-0	0	8	0	9			
Thomas - f	6-11	0-0	3-4	5	15	1	25			
William - f	0-0	0-0	0-0	2	0	0	3			
Oliver II - f	1-1	1-1	0-0	2	3	0	3			
Spencer - f	2-3	1-2	0-0	0	5	0	5			
Skara - f	4-6	2-2	1-4	3	11	0	24			
Simms - f	0-2	0-2	0-0	1	0	1	11			
TEAM							2			
Totals	32-56	11-24	14-19	38	89	13	200			

Fouls: CU 18 (Two, 4), ULL 19 (Two, 4). **Turnovers:** CU 13 (Grantham, 5), ULL 10 (Two, 2). **Blocks:** CU 7 (Thomas, 4), ULL 3 (Gant, 2). **Steals:** CU 4 (Four, 1), ULL 7 (Three, 2).

	Half (28)	Final
FG%	.308 (8-26)	.281 (16-57)
3FG%	.286 (2-7)	.261 (6-23)
FT%	.909 (10-11)	.957 (22-23)

	Half (43)	Final
FG%	.600 (15-25)	.571 (32-56)
3FG%	.500 (5-10)	.458 (11-24)
FT%	.727 (8-11)	.737 (14-19)



GAME 13

NC STATE 62 Dec. 30, 2017 • Clemson, S.C.
CLEMSON 78 Littlejohn Coliseum • 9,000

CLEMSON, S.C. — Clemson University men's basketball used a 13-2 run to close the first half and a stingy defense to put away NC State in the ACC home opener in front of a sellout crowd, 78-62, in Littlejohn on Saturday.

The Tigers (12-1, 1-0 ACC) were led by five different double-digit scorers and led by Marquise Reed who scored 13 of his 18 total points in the second half. Gabe DeVoe chipped in 15 points and seven boards, while Donte Grantham neared another double-double with 13 points and nine rebounds. Shelton Mitchell poured in 14, while Elijah Thomas notched his fifth career double-double and third of the season with 10 points and 10 boards. Thomas also swatted a career-high six shots.

The Tigers (12-1, 1-0 ACC) held the Wolfpack (10-4, 0-1 ACC) without a field goal for the final 6:02 of the first half and closed with a 33-24 advantage after the first stanza. Clemson wore down NC State in the second half and pushed its nine-point halftime advantage to a game-high 21-point lead at the 5:13 mark of the second half, 69-48. Holding the Wolfpack to just 34.8 percent shooting on the night, NC State got 16 of its 62 total points in the final 6:27 of the contest. NC State pressed the majority of the contest but were only able to produce nine Tiger turnovers. On the other hand, Clemson scored 24 points off of 14 Wolfpack giveaways.

Notes: Clemson improves to 12-1 on the season (best start since 2008-09) ... the win also brings the Tigers' home record against NC State to 33-33 overall ... also with the win, head coach Brad Brownell earned his 136th career win at Clemson — moving him three shy of the third-most victories all-time at Clemson ... the 16-point win was the largest for Clemson over NC State since 2013-14 ... the win moves Clemson to 71-29 (.710) all-time in November/December under Brownell ... Elijah Thomas notched his fifth career double-double and third of the season ... Thomas also swatted a career-high six shots attempts ... Mark Donnal tied his season-high with four made field goals.

NC STATE 62										
Player	fg	3fg	ft	r	tp	a	min			
Abu - f	1-3	0-0	2-3	3	4	1	15			
Yurtseven - f	6-12	0-1	0-0	10	12	0	27			
Dorn - g	1-8	0-2	5-6	10	7	2	34			
Beverly - g	6-9	3-5	0-0	4	15	3	36			
Freeman, A - g	5-19	2-11	2-2	5	14	2	37			
Freeman, L - f	3-6	0-0	1-2	4	7	0	13			
Batts - f	1-7	0-2	1-2	4	3	1	29			
Hunt - f	0-2	0-1	0-0	1	0	0	9			
TEAM							4			
Totals	23-66	5-22	11-15	45	62	9	200			

CLEMSON 78										
Player	fg	3fg	ft	r	tp	a	min			
Thomas - f	4-7	0-0	2-2	10	10	1	24			
Grantham - f	4-11	1-2	4-4	9	13	3	32			
Reed - g	6-15	1-5	5-5	6	18	5	39			
Mitchell - g	6-12	2-4	0-0	0	14	4	33			
DeVoe - g	5-13	3-6	2-4	7	15	2	38			
Trapp - f	0-0	0-0	0-0	0	0	0	6			
Donnal - f	4-6	0-1	0-0	4	8	2	15			
William - f	0-0	0-0	0-0	0	0	0	2			
Skara - f	0-1	0-0	0-0	0	0	0	8			
Simms - f	0-2	0-1	0-0	2	0	0	3			
TEAM							2			
Totals	29-67	7-19	13-15	40	78	17	200			

Fouls: CU 12 (Two, 3), NCST 15 (Abu, 4). **Turnovers:** CU 9 (Three, 2), NCST 14 (Freeman, A., 4). **Blocks:** CU 10 (Thomas, 6), NCST 6 (Yurtseven, 5). **Steals:** CU 4 (Four, 1), NCST 3 (Three, 1).

	Half (24)	Final
FG%	.273 (9-33)	.348 (23-66)
3FG%	.200 (2-10)	.227 (5-22)
FT%	1.000 (4-4)	.733 (11-15)

	Half (33)	Final
FG%	.343 (12-35)	.433 (29-67)
3FG%	.357 (5-14)	.368 (7-19)
FT%	1.000 (4-4)	.867 (13-15)



GAME 14

No. 25 CLEMSON 74 Jan. 3, 2018 • Chesnut Hill, Mass.
BOSTON COLLEGE 70 Silvio O. Conte Forum • 3,911

CHESTNUT HILL, Mass. — Clemson University men's basketball got a career night from Donte Grantham's career-best 23 points and 14 rebounds, including five assists to go along with clutch team free throw shooting down the stretch that saw Clemson knock down six consecutive foul shots to hold onto the 74-70 road win at Boston College on Wednesday night. Continuing with Grantham's strong performance, his first four rebounds of the first half placed him into elite company. Grantham is now just one of six players in Clemson history to amass at least 1,000 points, 500 rebounds and 200 assists in a career — joining the likes of Greg Buckner, Trevor Booker, Horace Grant, K.C. Rivers and Vincent Hamilton.

The Tigers (13-1, 2-0 ACC) are off to a 2-0 start in league play — its best start in the ACC since 2010-11 (also 2-0). Clemson raced out of the gates with a vengeance and quickly opened up a double-digit lead on an 18-2 run that would increase the advantage to a game-high 19 points at 35-16 with 5:27 left in the opening stanza. The Tigers would close strong to take a 38-23 lead into the locker room. However, the Eagles' (10-5, 1-2 ACC) Jerome Robinson would score 26 points in the second half on 10-for-14 shooting from the field, including six from deep to push the Tigers until the very end. With 1:02 remaining in regulation, the Eagles' Ky Bowman hit two free throws that complete a long-winded comeback for BC and would tie the game at 68-68. This is when the Tigers would shoot a perfect 6-for-6 at the foul line thanks to Reed, DeVoe and Shelton Mitchell. The Eagles would finish the last minute of the game 1-for-5 from the field.

Notes: The Tigers have only started a season 13-1 or better on five occasions (3 NCAA appearances, 2 NIT appearances) ... it marked the Tigers' first win as an AP ranked team since a 73-70 win at NC State on Jan. 16, 2010 (ranked 24th) ... the win also gives them six wins in a row in the series with BC ... also with the win, head coach Brad Brownell earned his 137th career win at Clemson — moving him two shy of the third-most victories all-time at Clemson ... with Clemson shooting 18-for-20 at the foul line — it marked the second-best free throw percentage for the Tigers in a true road ACC game in program history ... Gabe DeVoe reached the 600-point mark of his career.

CLEMSON 74										
Player	fg	3fg	ft	r	tp	a	min			
Thomas - f	6-9	0-0	4-5	4	16	0	27			
Grantham - f	7-11	3-5	6-7	14	23	5	38			
Reed - g	6-14	3-7	2-2	3	17	1	37			
Mitchell - g	2-10	2-7	2-2	1	8	4	36			
DeVoe - g	3-10	0-4	4-4	6	10	3	32			
Trapp - f	0-0	0-0	0-0	0	0	0	4			
Donnal - f	0-1	0-0	0-0	1	0	0	8			
Skara - f	0-0	0-0	0-0	1	0	0	14			
Simms - f	0-1	0-0	0-0	0-0	0	0	4			
TEAM							2			
Totals	24-56	8-23	18-20	32	74	13	200			

BOSTON COLLEGE 70										
Player	fg	3fg	ft	r	tp	a	min			
Popovic - f	6-11	0-1	0-0	6	12	0	15			
Mitchell - f	2-6	1-3	0-0	9	5	2	37			
Bowman - g	6-15	2-7	5-5	9	19	6	40			
Robinson - g	11-18	6-9	0-0	3	28	4	40			
Chatman - g	0-2	0-1	0-0	2	0	2	40			
Reyes - f	1-3	0-0	0-0	1	2	0	13			
Kraljevic - f	2-2	0-0	0-1	0	4	1	15			
TEAM							2			
Totals	28-57	9-21	5-6	32	70	15	200			

Fouls: CU 14 (Thomas, 4), BC 16 (Robinson, 4). **Turnovers:** CU 13 (DeVoe, 4), BC 14 (Two, 4). **Blocks:** CU 1 (Thomas, 1), BC 5 (Mitchell, 4). **Steals:** CU 8 (Grantham, 3), BC 5 (Five, 1).

	Half (38)	Final
FG%	.464 (13-28)	.429 (24-56)
3FG%	.364 (4-11)	.348 (8-23)
FT%	1.000 (8-8)	.900 (18-20)

	Half (23)	Final
FG%	.400 (10-25)	.491 (28-57)
3FG%	.429 (3-7)	.429 (9-21)
FT%	.000 (0-0)	.833 (5-6)



GAME 15

LOUISVILLE 69 Jan. 6, 2017 • Clemson, S.C.
No. 25 CLEMSON 74 Littlejohn Coliseum • 7,594

CLEMSON, S.C. — It took a season-high 45 minutes, but Clemson University men's basketball prevailed over Louisville 74-69 in overtime to improve to 3-0 in ACC play for the first time since the 2006-07 season and just the fifth time in program history. Marquise Reed led the way for the Tigers (14-1, 3-0 ACC) again with a game-high 24 points and a career-high five steals. Reed and Gabe DeVoe combined for 29 points in the second half to help push the Tigers past Louisville. DeVoe finished with 13 in the contest. A low-scoring, high-paced affair ended tied 23-23 after the first stanza. With the Cardinals (11-4, 1-1 ACC) holding a 30-25 advantage at the 16:13 mark of the second half, Clemson engineered a 17-4 run, which featured a Reed three, a thunderous throwdown from Donte Grantham and multiple free throws culminating in a 42-34 lead.

The last nine minutes of regulation would be a grind and the Cardinals pushed a 21-13 run to knot the game at 55-55. The Cards had a chance, but a Quentin Snider three fell off the rim as the buzzer sounded. In overtime, the Tigers hit 11-of-14 free throws and got back-to-back dagger threes from DeVoe to seal the five-point victory. Shelton Mitchell (13 points) and Elijah Thomas (12 points) rounded out the Tigers' double-digit scorers. Thomas also grabbed 10 rebounds for his fifth double-double of the season. Grantham led the Tigers with 11 rebounds and chipped in six points in the effort.

Notes: The Tigers earned just their second win in seven tries against Louisville and their second in the last three contests ... it marked the Tigers' first home win as a nationally ranked team since a Jan. 13, 2010 win over No. 12 North Carolina (83-64) ... with the win Brad Brownell tied Oliver Purnell for third on the all-time list of victories at Clemson (137) ... also with the win the Tigers extended its win streak to 10 games ... the Tigers have now started 3-0 in the ACC for the fifth time in program history (1979-80; 1986-87; 1996-97; 2006-07; 2017-18) ... of those previous seasons, the Tigers averaged 24 wins per year ... Marquise Reed finished with a career-high five steals ... Elijah Thomas collected his fifth double-double of the season ... Donte Grantham grabbed double-digit rebounds for the fifth time this season.

LOUISVILLE 69										
Player	fg	3fg	ft	r	tp	a	min			
King - f	3-8	0-1	3-4	3	9	1	38			
Spalding - f	8-16	0-1	0-0	14	16	1	29			
Adel - f	5-11	0-2	4-4	11	14	2	42			
Williams - c	0-2	0-1	0-0	2	0	0	8			</

2017-18 BOXSCORES

GAME 16

No. 19 CLEMSON 77 Jan. 11, 2018 • Raleigh, N.C.
NC STATE 78 PNC Arena • 17,526

RALEIGH, N.C. — Seventeen Clemson University men's basketball turnovers turned into 20 points for the opposition as Clemson took NC State down to the wire, but fell by the slimmest of margins, 78-77 on Thursday night in Raleigh.

Mark Donnal posted a season-high 13 points — all in the first half — while Marquise Reed led the way for the Tigers (14-2, 3-1 ACC) with 17 points. Gabe DeVoe achieved a double-double in the contest with 12 points and 10 rebounds, while Donte Grantham nearly notched a double-double with 16 points and nine rebounds. Clemson was down 12 points with just 1:34 to play as the Wolfpack (12-5, 2-2 ACC) led, 73-61. The Tigers engineered a 12-3 run in just 1:13 to cut the deficit to only three points at 76-73.

After the Wolfpack's Braxton Beverly knocked down two free throws with nine seconds left, the Tigers scurried back down the floor and got a tip-in from DeVoe with just 1.3 seconds left. Torin Dorn then turned the ball over back to the Tigers and Clemson would inbound to the far side corner and DeVoe would be fouled in the shooting motion behind the arc. DeVoe would knock down two-of-the-three free throws, leaving the Tigers a point short.

Omer Yurtseven led the way for the Wolfpack and finished with a game-high 29 points on 12-for-18 shooting, including 5-for-6 from distance.

Notes: Clemson falls to 14-2 on the season and 3-1 in ACC play ... with the loss, Clemson had its 10-game winning streak snapped and its three-game winning streak against NC State snapped ... Mark Donnal scored a season-high 13 points (all in the first half) on 4-for-6 shooting ... Gabe DeVoe notched his second double-double of the season and tied his career-high with 10 rebounds.

CLEMSON 77										NC STATE 78									
Player	fg	3fg	ft	r	tp	a	min			Player	fg	3fg	ft	r	tp	a	min		
Grantham - f	7-11	1-3	1-2	9	16	3	35			Abu - f	3-5	0-0	0-0	2	6	0	13		
Thomas - f	2-5	0-0	2-2	4	6	0	15			Yurtseven - f	12-18	5-6	0-0	4	29	0	31		
Reed - g	6-10	2-3	3-4	4	17	1	40			Dorn - g	4-7	1-1	0-0	6	9	2	23		
Mitchell - g	3-8	1-3	0-0	6	7	3	35			Beverly - g	2-9	1-3	2-2	1	7	5	32		
DeVoe - g	4-9	1-4	3-7	10	12	3	31			Freeman, A. - g	4-16	2-6	4-7	3	14	5	38		
Trapp	0-0	0-0	0-0	0	0	0	2			Freeman, L. - g	1-4	0-0	3-5	6	5	0	21		
Donnal	4-7	1-3	4-4	4	13	0	25			Batts	1-5	0-2	2-4	2	4	3	27		
Skara	1-2	0-0	2-3	2	4	0	12			Hunt	1-3	1-3	1-2	1	4	0	15		
Simms	1-1	0-0	0-0	1	2	0	5			TEAM							7		
TEAM							3			Totals	28-67	10-21	12-20	32	78	15	200		
Totals	28-53	6-16	15-22	43	77	10	200												

Fouls: CU 17 (Skara, 4), NCST 17 (Yurtseven, 4). **Turnovers:** CU 17 (Reed, 4), NCST 4 (Four, 1). **Blocks:** CU 7 (Grantham, 3), NCST 5 (Yurtseven, 4). **Steals:** CU 0, NCST 11 (Batts, 5).

	Half (38)	Final		Half (41)	Final
FG%	.560 (14-25)	.528 (28-53)	FG%	.438 (14-32)	.418 (28-67)
3FG%	.333 (3-9)	.375 (6-16)	3FG%	.545 (6-11)	.476 (10-21)
FT%	.875 (7-8)	.682 (15-22)	FT%	.636 (7-11)	.600 (12-20)

GAME 17

No. 18 MIAMI 63 Jan. 13, 2018 • Clemson, S.C.
No. 19 CLEMSON 72 Littlejohn Coliseum • 9,000

CLEMSON, S.C. — For just the fifth time in history, Clemson University men's basketball knocked off a Top 25 opponent with just one day to prepare when they took out No. 18 Miami on Saturday afternoon, 72-63, in front of a sold-out crowd in Littlejohn Coliseum.

The Tigers (15-2, 4-1 ACC) got big days from both Donte Grantham (18 points, six rebounds) and Mark Donnal (12 points, five rebounds) en route to the nine-point victory. Marquise Reed chipped in 16 points, while Shelton Mitchell posted 11 points and a season-high seven dimes. Battling back and forth with the Hurricanes (13-3, 2-2 ACC) in the first half took a turn in the Tigers' favor when they faced a seven-point deficit at 22-15. A 3-pointer by Gabe DeVoe would spark a 9-0 run which was capped by a tip-in rebound by Grantham to go up 24-22.

The Tigers pushed their halftime lead to 40-32 early in the second half, but the Hurricanes battled back to knot the score midway through at 44-44. An ensuing 10-2 run by the Tigers would open things up at 54-46 with 7:08 to play in the game. Miami would cut the deficit to two points on two occasions, but with a 60-57 lead and 2:02 left in regulation, the Tigers would put together a back-breaking 10-0 run to put away the Hurricanes for good.

Notes: The win marks just the fifth time in Clemson history that the Tigers knocked off a Top 25 ACC opponent with just one day to prepare ... Shelton Mitchell (the Tigers active assists leader) led the team with a season-high seven dimes (17) in his career at Clemson; 280 in his career ... Grantham's second made three of the afternoon moved him into sole possession of ninth all-time at Clemson in threes made ... Miami came into the game leading the ACC in conference play in 3-point percentage defense (20 percent), the Tigers shot 57.1 percent from three ... Mark Donnal turned in back-to-back double figure scoring games after posting 15 points at NC State and scoring 12 against the Hurricanes ... the last time Donnal achieved that was Feb. 16 and Feb. 21 of 2016 while at Michigan ... with the win head coach Brad Brownell moves into sole possession of third all-time in wins at Clemson with 139 — passing Oliver Purnell.

MIAMI 63										CLEMSON 72									
Player	fg	3fg	ft	r	tp	a	min			Player	fg	3fg	ft	r	tp	a	min		
Huell - f	4-9	0-0	2-3	7	10	2	30			Thomas - f	3-5	0-0	0-1	6	6	0	19		
Newton - g	2-8	0-1	0-0	0	4	0	26			Grantham - f	7-11	4-4	0-0	6	18	1	32		
Lawrence II - g	6-12	2-6	2-4	4	16	0	33			Reed - g	3-9	2-4	8-8	7	16	3	36		
Walker IV - g	6-16	1-6	3-5	7	16	1	29			Mitchell - g	3-8	1-3	4-4	4	11	7	36		
Brown Jr. - g	1-8	0-3	2-4	7	4	1	33			DeVoe - g	3-10	3-6	0-0	2	9	2	32		
Vasiljevic	0-2	0-2	0-0	0	0	0	10			Trapp	0-0	0-0	0-0	0	0	0	4		
Lykes	5-8	3-5	0-0	1	13	1	26			Donnal	3-5	2-3	4-4	5	12	0	15		
Izundu	0-0	0-0	0-2	3	0	0	13			Skara	0-1	0-0	0-0	4	0	0	20		
TEAM							8			Simms	0-1	0-1	0-0	0	0	0	6		
Totals	24-63	6-23	9-18	37	63	5	200			TEAM							2		
										Totals	22-50	12-21	16-17	36	72	13	200		

Fouls: CU 16 (Thomas, 4), MIA 18 (Brown, Jr., 5). **Turnovers:** CU 12 (Reed, 5), MIA 8 (Lykes, 3). **Blocks:** CU 7 (Two, 2), MIA 5 (Brown, Jr., 2). **Steals:** CU 2 (Two, 1), MIA 10 (Three, 2).

	Half (30)	Final		Half (34)	Final
FG%	.440 (11-25)	.381 (24-63)	FG%	.393 (11-28)	.440 (22-50)
3FG%	.333 (3-9)	.261 (6-23)	3FG%	.500 (6-12)	.571 (12-21)
FT%	.625 (5-8)	.500 (9-18)	FT%	1.000 (6-6)	.941 (16-17)

GAME 18

No. 20 CLEMSON 79 Jan. 16, 2018 • Chapel Hill, N.C.
No. 15 NORTH CAROLINA 87 Dean E. Smith Center • 20,155

CHAPEL HILL, N.C. — A late offensive surge from Clemson University men's basketball would not be enough in an 87-79 loss to No. 15 North Carolina on Tuesday night in the Dean E. Smith Center.

The 20th ranked Tigers (15-3, 4-2 ACC) came out red-hot in the second half making 15-of-its-first-16 shots, including 15 in a row to pull to within just two points of the Tar Heels (15-4, 4-2 ACC) at 64-62 with 8:01 left in the game.

During the streak of 15-straight made field goals, the Tigers slashed an 18-point deficit down to just two over the course of 10:44 of the second half.

The Tigers came within just two points of the Tar Heels on two different occasions in the second half.

Marquise Reed scored 19 of his 21 points to lead Clemson on the night. Reed finished 7-for-14 from the field and a perfect 4-for-4 at the line. Shelton Mitchell scored 18, Elijah Thomas battled for 16 points and six boards, while, Gabe DeVoe chipped in 11 points — all coming the first half.

The Tar Heels managed to shoot 15-for-31 from long range. Cameron Johnson led the Tar Heels with 21 points.

Notes: Clemson falls to 15-3 overall and 4-2 in ACC play ... Marquise Reed scored 20+ points for the fifth time this season ... for just the third time this season, Clemson shot over 60.0 percent in the second half (61.3 percent) ... Elijah Thomas eclipsed 400 career points.

CLEMSON 79										NORTH CAROLINA 87									
Player	fg	3fg	ft	r	tp	a	min			Player	fg	3fg	ft	r	tp	a	min		
Thomas - f	7-9	0-0	2-7	6	16	2	27			Pinson - f	2-7	0-4	8-8	7	12	6	31		
Grantham - f	1-9	1-5	2-2	3	5	5	30			Maye - f	4-8	1-2	2-4	4	11	5	32		
Reed - g	7-14	3-8	4-4	5	21	1	38			Johnson - g	7-10	6-9	1-2	4	21	3	28		
Mitchell - g	6-10	3-8	3-3	2	18	4	37			Williams - g	5-9	2-5	3-4	3	15	2	37		
DeVoe - g	4-7	3-6	0-0	4	11	0	31			Berry II - g	4-12	4-9	5-5	0	17	4	36		
Skara	0-3	0-2	0-0	1	0	1	16			Manley	1-2	0-0	1-1	1	3	0	5		
Donnal	1-2	1-2	0-1	1	3	1	12			Robinson	2-2	2-2	0-0	2	6	2	9		
Simms	1-1	0-0	1-2	2	3	0	4			Felton	0-0	0-0	0-0	0	0	1	3		
Trapp	0-0	0-0	0-0	0	0	0	2			Brooks	1-1	0-0	0-0	3	2	0	11		
William	0-0	0-0	0-0	0	0	0	1			Platek	0-0	0-0	0-0	0	0	0	2		
Oliver II	0-1	0-1	2-2	0	2	0	1			Huffman	0-0	0-0	0-0	2	0	0	2		
Spencer	0-0	0-0	0-0	0	0	0	1			Rush	0-0	0-0	0-0	0	0	0	1		
TEAM							2			Ma	0-0	0-0	0-0	0	0	0	1		
Totals	27-56	11-31	14-21	26	79	14	200			Miller	0-0	0-0	0-0	0	0	0	1		
										Rohliman	0-0	0-0	0-0	0	0	0	1		
										TEAM							3		
										Totals	26-51	11-31	20-24	29	87	23	200		

Fouls: CU 19 (Thomas, 5), UNC 21 (Two, 4). **Turnovers:** CU 15 (Reed, 7), UNC 14 (Williams, 3). **Blocks:** CU 4 (Four, 1), UNC 6 (Pinson, 3). **Steals:** CU 8 (Reed, 5), UNC 7 (Maye, 2).

	Half (23)	Final		Half (38)	Final
FG%	.320 (8-25)	.482 (27-56)	FG%	.419 (13-31)	.510 (26-51)
3FG%	.200 (3-15)	.355 (11-31)	3FG%	.353 (6-17)	.484 (15-31)
FT%	.400 (4-10)	.667 (14-21)	FT%	1.000 (6-6)	.833 (20-24)

GAME 19

NOTRE DAME 58 Jan. 20, 2018 • Clemson, S.C.
No. 20 CLEMSON 67 Littlejohn Coliseum • 9,000

CLEMSON, S.C. — A wire-to-wire victory sealed with an Amir Simms three-pointer and blocked shot led Clemson University men's basketball to a 67-58 victory over Notre Dame on Saturday inside Littlejohn Coliseum.

The No. 20 Tigers (16-3, 5-2 ACC) earned the program's first win over the Fighting Irish (13-7, 3-4 ACC) — previously 0-5 dating back to the 2013-14 season when Notre Dame entered the ACC. With a 59-56 lead and 1:04 to play in the ballgame, Simms knocked down this biggest 3-pointer of his season in the far corner of the floor off of an assist from Marquise Reed to put the Tigers up by six.

Then with the Tigers up by seven and 23 seconds remaining, Simms swatted a huge block to keep the Irish from scoring and Shelton Mitchell would hit two free throws to seal the victory. Four Tigers would net double-figures and Gabe DeVoe would lead the way with 17 points, including five rebounds. Mitchell poured in 12 points and tied his career-high with seven boards, while also dishing out five assists.

Reed also posted 12 points, while Donte Grantham would score 11 before exiting the game with a torn ACL.

The Clemson defense limited Notre Dame to just 25.8 percent shooting from beyond the arc (8-for-31). The Tigers also limited their fouls and committed just 10 leaving the Irish with just two free throw attempts on the afternoon.

Notes: Clemson moves to 16-3 overall and 5-2 in ACC play ... Shelton Mitchell tied his career-high with seven rebounds ... Gabe DeVoe led the team in scoring for the first time this season with 17 points ... head coach Brad Brownell earned his 140th win at Clemson.

NOTRE DAME								58	CLEMSON								67
Player	fg	3fg	ft	r	tp	a	min		Player	fg	3fg	ft	r	tp	a	min	
Torres - f	1-2	0-0	0-0	3	2	0	11		Thomas - f	4-8	0-0	0-0	7	8	0	27	
Geben - f	5-10	0-0	0-0	9	10	0	27		Grantham - f	4-7	2-3	1-2	3	11	2	23	
Pfueger - g	2-10	1-6	0-0	4	5	4	33		Reed - g	4-10	2-4	2-2	3	12	3	38	
Farrell - g	2-11	2-10	0-0	5	6	6	32		Mitchell - g	3-8	1-3	5-6	7	12	5	34	
Gibbs - g	7-16	2-8	2-2	4	18	2	40		DeVoe - g	5-12	3-10	4-5	5	17	1	35	
Burns	2-3	0-0	0-0	3	4	0	10		Donnal	0-1	0-1	0-0	1	0	1	12	
Djogo	0-2	0-2	0-0	1	0	0	24		Skara	1-2	0-1	0-0	2	2	0	17	
Mooney	5-8	3-5	0-0	7	13	0	23		Simms	2-4	1-1	0-0	3	5	0	14	
TEAM							2		TEAM							1	
Totals	24-62	8-31	2-2	38	58	12	200		Totals	23-52	9-23	12-15	32	67	12	200	

2017-18 BOXSCORES



GAME 20

No. 18 CLEMSON 36 Jan 23, 2018 • Charlottesville, Va.
No. 2 VIRGINIA 61 John Paul Jones Arena • 14,149

CHARLOTTESVILLE, Va. — Clemson University men's basketball fell at No. 2 Virginia, 61-36, on Tuesday night in John Paul Jones Arena.

The Tigers (16-4, 5-3 ACC) were led by Gabe DeVoe's 11 points, while freshman Aamir Simms scored nine points and grabbed six rebounds in his first career start at Clemson.

After falling behind 7-0 in the early going to the Cavaliers (19-1, 8-0 ACC), the Tigers put together an 11-0 run to take the lead, eventually pushing its lead to seven points at 23-16. That deficit would be the largest for Virginia in ACC play this season.

Following a Simms 3-pointer with 6:26 left in the first half, the Cavaliers would engineer a back-breaking 36-6 run over the next 19:39 of the game.

Despite the loss, the Tigers remain sixth in the RPI and saw their strength of schedule jump from 13th to fifth.

Notes: The start for true freshman Aamir Simms was the first by a Tiger freshman since Donte Grantham in 2014 ... the nine points for Simms was a career-high, while his six rebounds tied his career-mark set in a win over Western Carolina (Nov. 10).

CLEMSON 36										VIRGINIA 61									
Player	fg	3fg	ft	r	tp	a	min			Player	fg	3fg	ft	r	tp	a	min		
Thomas - f	1-3	0-0	0-0	4	2	1	15			Wilkins - f	1-2	0-0	1-2	5	3	1	21		
Simms - f	4-8	1-3	0-1	6	9	1	25			Salt - c	3-4	0-0	0-3	5	6	1	20		
Reed - g	3-10	0-5	0-0	3	6	0	33			Hall - g	6-11	2-4	0-0	5	14	2	34		
Mitchell - g	0-3	0-2	0-0	3	0	2	28			Guy - g	5-12	2-6	0-0	0	12	0	33		
DeVoe - g	4-10	0-2	3-3	5	11	0	32			Jerome - g	3-5	2-3	0-0	5	8	3	25		
Trapp	0-1	0-0	0-0	0	0	1	10			Bartley	0-0	0-0	0-0	1	0	0	2		
Donnal	1-2	1-2	0-0	1	3	0	17			Gross Jr.	0-0	0-0	0-0	0	0	0	2		
William	0-2	0-0	0-0	3	0	1	8			Hunter	2-9	0-4	3-3	4	7	0	27		
Oliver II	0-0	0-0	0-0	0	0	0	3			Johnson	2-5	0-1	0-0	4	4	0	17		
Spencer	2-6	1-5	0-0	0	5	0	13			Anthony	1-2	1-1	0-0	0	3	0	2		
Skara	0-2	0-1	0-0	0	0	0	17			Diakite	1-5	0-0	0-0	2	2	1	16		
TEAM				3						Huff	0-0	0-0	0-0	0	0	1	2		
Totals	15-47	3-20	3-4	28	36	6	200			Katstra	1-1	0-0	0-0	0	2	0	0		
										TEAM				4					
										Totals	25-56	7-19	4-8	35	61	9	200		

Fouls: CU 10 (Simms, 3), UVA 10 (Four, 2). **Turnovers:** CU 19 (DeVoe, 5), UVA 11 (Guy, 3). **Blocks:** CU 6 (Trapp, 2), UVA 7 (Diakite, 3). **Steals:** CU 5 (Reed, 4), UVA 14 (Jerome, 4).

	Half (23)	Final		Half (27)	Final
FG%	.391 (9-23)	.319 (15-47)	FG%	.393 (11-28)	.446 (25-56)
3FG%	.200 (2-10)	.150 (3-20)	3FG%	.222 (2-9)	.368 (7-19)
FT%	1.000 (2-2)	.750 (3-4)	FT%	.600 (3-5)	.500 (4-8)



GAME 21

No. 18 CLEMSON 72 Jan. 28, 2018 • Atlanta Ga.
GEORGIA TECH 70 McCamish Pavilion • 8,600

ATLANTA — A Marquise Reed layup with 25 seconds remaining proved to be the difference in a hard-fought two-point victory on the road for Clemson University men's basketball on Sunday night at Georgia Tech in front of a sellout crowd in McCamish Pavilion. Gabe DeVoe netted a career-high 25 points on 10-for-15 shooting from the field, including 5-for-8 from distance. Shelton Mitchell also had a huge game, scoring 17 points. Reed posted a double-double with 13 points and a career-high 11 assists. The number of assists is the most by a Clemson player under Brad Brownell. Three previous to Reed all notched 10 assists each.

The Tigers (17-4, 6-3 ACC) found themselves down by a game-high 12 points in the opening half and slowly clawed their way back and gained its first lead of the game on an Elijah Thomas three-point play at 41-38 with 17:48 left in the second half. The Tigers went on a 13-2 run to end the first half and begin the second half.

Clemson pushed that lead to a game-best eight points on two occasions, with the last one coming at 68-60 after a Reed layup with 3:58 to go in regulation. The Yellow Jackets (10-11, 3-5 ACC) tied the score at 70-70 with just 41 seconds remaining. Reed's layup on the next possession added in with a defensive stop sealed the victory for the Tigers.

Notes: The win improves Clemson to a 6-3 mark in ACC play ... it's the ninth time in program history (65 ACC seasons) the Tigers have started a conference season at least 6-3 ... since the ACC moved to an 18-game schedule in 2012-13, the Tigers have now matched their best start through nine games when playing at least five road games ... it's the first time since 1986-87 that Clemson is 21 games into a season without losing consecutive games ... Clemson is now 5-1 in games decided by five points or less or in OT ... that leads the ACC in wins by five or less ... Gabe DeVoe notched career-highs in points (25), field goals made (10) and matched his high in threes made (5) ... Marquise Reed set a new career-high with 11 assists (the most for a player under head coach Brad Brownell at Clemson) ... Reed's double-double is his second of the season and his career (also had 16 points and 11 rebounds vs. Hofstra on Nov. 17).

CLEMSON 72										GEORGIA TECH 70									
Player	fg	3fg	ft	r	tp	a	min			Player	fg	3fg	ft	r	tp	a	min		
Simms - f	2-8	0-3	1-2	5	5	0	30			Alvarado - f	3-6	1-2	4-5	3	11	5	40		
Thomas - c	4-10	0-0	1-1	5	9	0	19			Gueye - f	7-14	0-0	0-0	8	14	3	38		
Reed - g	6-14	1-4	0-1	5	13	11	38			Lammers - c	5-13	0-0	0-1	9	10	2	37		
Mitchell - g	5-9	4-6	3-3	3	17	2	31			Alston - g	2-5	2-4	0-0	0	6	2	27		
DeVoe - g	10-15	5-8	0-0	3	25	1	40			Okogie - g	7-10	2-4	10-12	6	26	4	38		
Trapp	0-2	0-0	0-0	1	0	0	1			Jackson	1-3	0-0	1-1	0	3	0	14		
Donnal	0-0	0-0	1-2	4	1	0	17			Haywood	0-1	0-1	0-0	0	0	0	6		
William	1-1	0-0	0-0	2	2	0	4			TEAM				2					
Spencer	0-1	0-0	0-0	1	0	0	4			Totals	25-52	5-11	15-19	28	70	16	200		
Skara	0-2	0-0	0-0	2	0	0	16												
TEAM				2															
Totals	28-62	10-21	6-9	33	72	14	200												

Fouls: CU 20 (Thomas, 5), GT 12 (Lammers, 3). **Turnovers:** CU 7 (Mitchell, 3) GT 9 (Okogie, 3). **Blocks:** CU 1 (Simms, 1), GT 5 (Gueye, 3). **Steals:** CU 4 (Reed, 3), GT 2 (Alvarado, 2).

	Half (36)	Final		Half (38)	Final
FG%	.394 (13-33)	.452 (28-62)	FG%	.571 (16-28)	.481 (25-52)
3FG%	.538 (7-13)	.476 (10-21)	3FG%	.500 (3-6)	.455 (5-11)
FT%	1.000 (3-3)	.667 (6-9)	FT%	.750 (3-4)	.789 (15-19)



GAME 22

No. 19 NORTH CAROLINA 78 Jan. 30, 2018 • Clemson, S.C.
No. 20 CLEMSON 82 Littlejohn Coliseum • 9,000

CLEMSON, S.C. — Clemson University men's basketball drained 15 triples and downed No. 19 North Carolina 82-78 on Tuesday night in front of another raucous crowd in Littlejohn Coliseum. Marquise Reed led the team in points (20), rebounds (8) and assists (5). Reed also finished a perfect 7-for-7 at the charity stripe.

Gabe DeVoe shot the lights out again, finishing with 17 points on 6-for-12 shooting and five threes. Shelton Mitchell poured in 14, while Elijah Thomas finished with 11 points and six blocked shots. With the score knotted at 74-74, the Tigers (18-4, 7-3 ACC) executed a tremendous late game play to get Reed open on the near side wing for a wide open three, which he drilled for a 77-74 lead.

After a defensive stop, Clemson came back down the floor and found Thomas underneath to push the lead to five with just 29 seconds left. The Tar Heels (16-7, 5-5 ACC) got two late buckets, but the Tigers hit three free throws to seal the victory. Clemson's 15 3-pointers are now tied for third all-time in program history and are the most made by a Tigers squad during head coach Brad Brownell's tenure at Clemson.

Notes: The win improves Clemson to a 7-3 mark in ACC play ... Clemson is now 6-1 in games decided by five points or less or in OT ... they were 2-9 in such games last season ... 15 made 3-pointers is tied for third all-time in Clemson history ... it is also the most made 3-pointers in the Brownell era ... Elijah Thomas tied his career-high with six blocked shots ... the Tigers' 44 first half points were the most in a first half this season in ACC play.

NORTH CAROLINA 78										CLEMSON 82									
Player	fg	3fg	ft	r	tp	a	min			Player	fg	3fg	ft	r	tp	a	min		
Pinson - f	0-0	0-0	0-0	1	0	1	2			Thomas - f	3-11	0-0	5-11	6	11	0	29		
Maye - f	2-8	0-2	0-0	9	4	2	34			Skara - f	1-3	1-3	2-2	1	5	0	18		
Berry II - g	10-16	3-7	4-4	3	27	4	39			Reed - g	5-15	3-8	7-7	8	20	5	37		
Johnson - g	10-18	6-10	6-6	4	32	1	32			Mitchell - g	4-10	3-6	3-4	4	14	4	35		
Williams - g	2-6	1-3	1-1	3	6	1	29			DeVoe - g	6-12	5-8	0-0	3	17	4	34		
Platek	0-2	0-1	0-0	3	0	1	15			Trapp	2-4	1-2	1-1	1	6	2	13		
Robinson	0-2	0-1	1-3	2	1	2	10			William	1-3	1-1	0-0	3	3	1	11		
Brooks	1-3	0-0	0-0	4	2	1	17			Simms	2-3	1-2	1-2	5	6	1	23		
Manley	3-6	0-0	0-0	6	6	1	20			TEAM				25					
Huffman	0-1	0-0	0-0	1	0	0	2			Totals	24-61	15-30	19-27	36	82	17	200		
TEAM				4															
Totals	28-62	10-24	12-14	40	78	14	200												

Fouls: CU 18 (Thomas, 4), UNC 20 (Maye, 4). **Turnovers:** CU 10 (Two, 3), UNC 11 (Berry II, 3). **Blocks:** CU 9 (Thomas, 6), UNC 5 (Maye, 3). **Steals:** CU 3 (Three, 1), UNC 5 (Two, 2).

	Half (28)	Final		Half (44)	Final
FG%	.294 (10-34)	.452 (28-62)	FG%	.438 (14-32)	.393 (24-61)
3FG%	.286 (4-14)	.417 (10-24)	3FG%	.526 (10-19)	.500 (15-30)
FT%	1.000 (4-4)	.857 (12-14)	FT%	.600 (6-10)	.704 (19-27)



GAME 23

No. 20 CLEMSON 75 Feb. 3, 2018 • Winston-Salem, N.C.
WAKE FOREST 67 LJVM Coliseum • 10,468

WINSTON-SALEM, N.C. — A 12-3 run to end the game helped seal Clemson University men's basketball's road victory at Wake Forest, 75-67, on Saturday afternoon.

The Tigers (19-4, 8-3 ACC) were led by Gabe DeVoe who stayed hot with 24 points on 8-for-11 shooting, including 5-for-7 from long range. DeVoe's long range sniping has now contributed to a Tigers team that has made at least 10 3-point field goals in three consecutive games for the first time since 1983. Marquise Reed finished with 18 of his 22 total points in the second half, including six free throws in the last 3:39 of regulation. Reed also shared the rebounding lead with Elijah Thomas, adding seven boards. Shelton Mitchell added in 10 points and five boards in the effort.

After taking a 35-30 lead into the locker room, DeVoe began the second half hitting three free throws after being fouled in the act of shooting. It opened up Clemson's largest lead of the game to that point at eight. From the 18:02 mark until 14:45 left in the game, the Demon Deacons (9-14, 2-9 ACC) went on an 11-0 run to reclaim an advantage at 44-41. With the Tigers trailing 61-58 and 7:08 left in the game, Clemson went on a small 7-3 run sparked by a DeVoe three and a Reed layup. In the last four minutes of the game, the Tigers shot 10-for-11 at the foul line.

Notes: With the win and Duke's loss on Saturday to St. John's — the Tigers own sole possession of second place in the ACC ... as it currently stands, Clemson would own the largest preseason to postseason ranking differential in ACC history of +11 (Clemson was picked to finish 13th in the preseason) ... Clemson has now made at least 10 3-point field goals in three consecutive games for the first time since 1983 ... Gabe DeVoe has been lights out this week and that continued with a game-high 24 points shooting 8-for-11 from the field and 5-for-7 from distance ... for the week, DeVoe shot 24-of-38 from the field and 15-of-23 from three ... his 24 points is the second-highest total of the season for the senior ... Reed poured in 22 points — his seventh 20-point game of the season.

CLEMSON								75								WAKE FOREST								67																																																																																																																																																																																																																																																																																																																																																																																																																																																																																																																																																																																																																																																																																																																																																																																																																																																																																																																																																																																																																																																																																																																																																																																																																																																																																																																																																																																																																																																																										
Player	fg	3fg	ft	r	tp	a	min	Player	fg	3fg	ft	r	tp	a	min	Thomson - f	1-5	0-1	0-0	2	2	0	12	Moore - c	4-9	0-0	1-3	13	9	0	34	Childress - g	2-6	1-2	2-2	3	7	4	34	Crawford - g	4-12	2-4	6-6	5	16	6	39	Brown - g	1-6	0-1	0-0	1	2	1	17	Woods	5-12	1-6	2-2	0	13	0	30	Mitchell	3-4	3-3	0-1	3	9	0	15	Sarr	3-5	1-3	2-3	5	9	1	19	Spivey	0-0	0-0	0-0	0	0	0	0	TEAM																																																																																																																																																																																																																																																																																																																																																																																																																																																																																																																																																																																																																																																																																																																																																																																																																																																																																																																																																																																																																																																																																																																																																																																																																																																																																																																																																																																																										

2017-18 BOXSCORES



GAME 24



PITTSBURGH 48 Feb. 8, 2018 • Clemson, S.C.
No. 16 CLEMSON 72 Littlejohn Coliseum • 7,573

CLEMSON, S.C. — Behind a career-high-tying 25 points from senior guard Gabe DeVoe and a defensive effort that held Pittsburgh to just 48 points, Clemson University men's basketball ran away with a 72-48 victory on Thursday night in Littlejohn Coliseum. DeVoe, already tying his career-high in points, made a career-best seven triples, nine total baskets and grabbed six rebounds in the winning effort.

The Tigers (20-4, 9-3 ACC) earned their 20th win of the season, clinching the program's 14th 20-win campaign in its history. Three of those seasons have now come under the direction of head coach Brad Brownell. The win marked the third fewest games needed to get to 20 wins in Clemson history. Clemson held a 32-22 lead at the break, but came out of the locker room firing on all cylinders. With a 37-26 lead and just 1:58 gone in the second stanza, the Tigers orchestrated a 19-2 run to blow the game wide open and lead by a game-high 28 points at 56-28 with 14:21 remaining. The Tigers would cruise the rest of the way for the convincing 24-point victory. David Skara scored nine points in just his third career start at Clemson. Marquise Reed led the team with seven assists.

Notes: Clinch the program's 14th 20-win season in its history ... of those 14 seasons, three have now come under the direction of head coach Brad Brownell (2010-11; 2013-14) ... the win also marked the third fewest games needed to get to 20 wins in Clemson history (22 games in 1986-87; 23 games in 2008-09) ... Gabe DeVoe became just the second player in Clemson history to make at least five 3-pointers in four consecutive contests (tying Michael Tait — 1986-87) ... DeVoe is shooting 22-for-34 (64.7 percent) from distance in his last four games ... DeVoe also tied his career-high in points (25) ... topped his career-best in made threes (7) ... Shelton Mitchell collected his 300th career assist ... Elijah Thomas notched his sixth double-double of the season and eighth of his career ... Thomas also surpassed 300 career rebounds ... fourth-straight game with 10+ made 3-pointers — most since 1983 ... the 48 points allowed tied for the fewest allowed by Clemson all season (South Carolina on Dec.19).

PITTSBURGH							48
Player	fg	3fg	ft	r	tp	a	min
Davis - f	2-2	0-0	1-2	1	5	1	29
Brown - f	9-15	1-2	0-0	8	19	0	28
Wilson-Frame - g	2-6	2-4	0-0	3	6	1	24
Stewart - g	2-6	2-4	2-3	4	8	0	31
Carr - g	1-7	0-2	1-2	1	3	4	27
Milligan	2-5	0-1	0-0	1	4	1	13
Chukwuka	0-3	0-1	0-0	6	0	0	21
Starzynski	0-0	0-0	0-0	0	0	0	2
Stevenson	0-2	0-1	3-6	1-2	3	0	17
George	0-0	0-0	0-0	0	0	0	2
Boykins	0-0	0-0	0-0	0	0	0	3
Smith	0-0	0-0	0-0	0	0	0	0+
Ilegomah	0-0	0-0	0-2	1	0	0	3
TEAM	1						
Totals	18-46	5-15	7-15	28	48	7	200

Fouls: CU 10 (Thomas, 3), PITT 11 (Four, 2). **Turnovers:** CU 8 (Mitchell, 3), PITT 15 (Two, 4). **Blocks:** CU 5 (Thomas, 3), PITT 3 (Brown, 2). **Steals:** CU 5 (Skara, 2), PITT 5 (Chukwuka, 2).

	Half (22)	Final
FG%	.360 (9-25)	.391 (18-46)
3FG%	.333 (3-9)	.333 (5-15)
FT%	.500 (1-2)	.467 (7-15)

CLEMSON							72
Player	fg	3fg	ft	r	tp	a	min
Thomas - f	5-10	0-0	0-0	11	10	3	23
Skara - f	2-3	0-1	5-6	1	9	0	27
Reed - g	2-7	0-2	0-0	2	4	7	23
Mitchell - g	4-9	3-6	1-2	2	12	3	34
DeVoe - g	9-16	7-11	0-1	6	25	0	36
Trapp	1-3	1-2	0-0	3	3	3	20
Donnal	2-3	1-1	0-0	2	5	0	11
William	0-2	0-1	0-0	2	0	0	5
Oliver II	1-2	0-0	0-0	2	2	0	2
Spencer	0-3	0-3	0-0	0	0	0	6
Simms	1-1	0-0	0-0	4	2	1	13
TEAM	0						
Totals	27-59	12-27	6-9	35	72	17	200

	Half (32)	Final
FG%	.444 (12-27)	.458 (27-59)
3FG%	.308 (4-13)	.444 (12-27)
FT%	.571 (4-7)	.667 (6-9)



GAME 25



No. 11 CLEMSON 79 Feb. 14, 2018 • Tallahassee, Fla.
FLORIDA STATE 81 Tucker Center • 9,131

TALLAHASSEE, Fla. — Clemson University men's basketball had its four-game win streak snapped in overtime at Florida State on Wednesday night, 81-79. The contest was a battle of teams that would reach the Sweet 16 of the NCAA Tournament.

The Tigers (20-5, 9-4 ACC) led by 12 at the break. In the second half, the Seminoles (18-8, 7-7 ACC) used a 15-2 run to get back into the game—eventually tying it with eight seconds to play in regulation to eventually force overtime.

Florida State would outlast the Tigers in the extra period for the win.

Marquise Reed finished with a team-high 23 points in the effort. Clemson committed 21 turnovers in the contest which led to 29 Seminole points.

CLEMSON							79
Player	fg	3fg	ft	r	tp	a	min
Thomas - f	2-3	0-0	4-6	9	8	1	25
Simms - f	4-6	2-3	0-0	2	10	0	13
Reed - g	8-21	3-9	4-5	3	23	4	45
Mitchell - g	3-7	1-2	1-2	3	8	2	31
DeVoe - g	3-8	3-6	2-2	3	11	2	39
Trapp	2-5	0-1	1-1	0	5	1	14
Donnal	1-3	1-3	0-0	1	3	0	20
Skara	5-8	0-2	1-2	6	11	2	38
TEAM	5						
Totals	28-61	10-26	13-18	32	79	12	225

Fouls: CU 17 (Thomas, 4), FSU 21 (Two, 5). **Turnovers:** CU 21 (Reed, 5), FSU 17 (Angola, 5). **Blocks:** CU 2 (Two, 1), FSU 5 (Mann, 2). **Steals:** CU 9 (Skara, 3), FSU 9 (Three, 2).

	Half (41)	Final
FG%	.481 (13-27)	.459 (28-61)
3FG%	.438 (7-16)	.385 (10-26)
FT%	.889 (8-9)	.722 (13-18)

FLORIDA STATE							81
Player	fg	3fg	ft	r	tp	a	min
Cofer - f	8-11	1-4	0-0	5	17	1	37
Koumadje - c	1-1	0-0	0-0	2	0	0	7
Walker - g	3-5	1-2	0-2	2	7	3	26
Angola - g	5-13	0-4	0-0	4	10	1	23
Mann - g	4-6	1-1	4-6	8	13	3	38
Forrest	7-11	0-0	2-2	1	16	4	31
Savoy	1-5	1-5	5-6	2	8	2	16
Obiagu	0-0	0-0	1-2	1	1	0	7
Walker, MJ	3-7	1-3	0-0	0	7	0	28
Kabengele	0-2	0-0	0-2	5	0	0	12
TEAM	5						
Totals	32-61	5-19	12-20	33	81	14	225

	Half (29)	Final
FG%	.429 (9-21)	.525 (32-61)
3FG%	.200 (2-10)	.263 (5-19)
FT%	.600 (9-15)	.600 (12-20)



GAME 26



No. 12 DUKE 66 Feb. 18, 2018 • Clemson, S.C.
No. 11 CLEMSON 59 Littlejohn Coliseum • 9,000

CLEMSON, S.C. — Clemson University men's basketball battled toe-to-toe with Duke but fell short on the wrong side of a 66-57 decision on Sunday afternoon inside Littlejohn Coliseum. It was Clemson's only home loss of the season.

The Tigers (20-6, 9-5 ACC) trailed by just one at the break, but found themselves down by a game-high 10 points at the 7:06 mark of the second half.

Two Marquise Reed free throws ignited a 10-0 Clemson run, which included Gabe DeVoe's first points of the contest on a corner three that made Littlejohn the loudest it's been all year. After another defensive stop, David Skara tied the game on a strong driving layup.

Unfortunately for the Tigers, the Blue Devils (22-5, 10-4 ACC) finished off the last 1:33 of regulation on a 9-0 run to seal the victory.

Four Tigers scored in double-figures, while Elijah Thomas notched his ninth career double-double and eighth of the season with 13 points and a game-high 15 rebounds. Reed also scored 13, while Amir Simms and Mark Donnal each poured in 10 points. Reed finished the game with five rebounds, five assists and four steals.

Notes: Clemson dropped its second consecutive game for the first time during the 2017-18 season ... Amir Simms matched his career-high (set at Florida State on Feb. 14) with 10 points ... Elijah Thomas set a career-best with seven offensive rebounds ... the sold out Littlejohn crowd was the fifth of the season for Clemson ... the Tigers' streak of 10+ made 3-pointers came to an end after a five-game streak.

DUKE		66						
Player	fg	3fg	ft	r	tp	a	min	
DeLaurier - f	0-1	0-0	2-3	10	2	0	30	
Carter Jr. - f	4-14	1-1	6-7	10	15	0	33	
Duval - g	5-11	1-3	1-2	2	12	3	38	
Trent Jr. - g	3-10	2-6	3-4	7	11	0	36	
Allen - g	4-10	2-3	9-9	1	19	4	40	
O'Connell	0-0	0-0	0-0	1	0	0	2	
Bolden	2-2	0-0	1-1	3	5	0	14	
White	1-1	0-0	0-0	1	2	0	7	
TEAM	2							
Totals	19-49	6-13	22-26	37	66	7	200	

Fouls: CU 19 (Trapp, 4), DUKE 14 (Three, 3). **Turnovers:** CU 13 (DeVoe, 5), DUKE 11 (Allen, 4). **Blocks:** CU 3 (Thomas, 3), DUKE 6 (Carter Jr., 3). **Steals:** CU 6 (Reed, 4), DUKE 10 (Two, 4).

	Half (35)	Final
FG%	.370 (10-27)	.388 (19-49)
3FG%	.500 (4-8)	.462 (6-14)
FT%	.917 (11-12)	.846 (22-26)

CLEMSON							59
Player	fg	3fg	ft	r	tp	a	min
Skara - f	3-9	0-2	0-0	4	6	3	36
Simms - f	4-6	1-2	1-1	3	10	0	22
Thomas - c	5-13	0-0	3-4	15	13	3	29
Reed - g	3-14	1-6	6-7	5	13	5	39
DeVoe - g	1-10	1-8	0-0	3	3	2	40
Trapp	1-1	0-0	0-0	0	2	2	13
Donnal	4-6	2-2	0-0	2	10	0	13
William	0-1	0-0	0-0	1	0	1	2
Spencer	0-1	0-0	0-0	0	0	1	6
TEAM	5						
Totals	21-61	5-20	10-12	38	57	17	200

	Half (34)	Final
FG%	.464 (13-28)	.344 (21-61)
3FG%	.273 (3-11)	.250 (5-20)
FT%	.833 (5-6)	.833 (10-12)



GAME 27



No. 15 CLEMSON 58 Feb. 21, 2018 • Blacksburg, Va.
VIRGINIA TECH 65 Cassell Coliseum • 9,275

BLACKSBURG, Va. — Clemson University men's basketball dropped its third consecutive contest on the road at Virginia Tech, 65-58. The Tigers (20-7, 9-6 ACC) held the Hokies (20-8, 9-6 ACC) to its lowest shooting percentage of the season. Virginia Tech came into the contest fourth in the country with a 51.1 percentage and Clemson's defense held them to just 34.5 percent on Wednesday.

Marquise Reed carried the Tiger offense with a career-best 28 points and also 10 rebounds on the night. It's Reed's third double-double of the season and second achieved with rebounds. The redshirt-junior made a career-high eight 3-pointers — tying the Clemson program record. The last Tiger to make that many in a game was K.C. Rivers on Feb. 7, 2008 at Virginia. Elijah Thomas posted his eighth double-double of the season and the 10th of his career with 12 points and 10 rebounds — giving him back-to-back double-doubles for the second time this season.

Clemson and Virginia Tech played the entire first stanza without either team building more than a three-point lead. The Hokies took a low-scoring 25-25 lead into halftime. The Tigers engineered a 13-5 run to take a four-point lead; its largest of the game — at 38-34 with 13:43 left. However, the Hokies would orchestrate a 25-7 run over the next 11:10 of regulation to build a game-high 14 point advantage. Clemson battled back and closed to within just five points on the heels of an 8-2 run capped by a Gabe DeVoe three, but it wasn't ultimately enough.

Notes: Clemson dropped its third consecutive game of the season ... Clemson's defense held Virginia Tech (fourth-best shooting percentage in the country entering the game) to its lowest percentage of the season (34.5) ... Marquise Reed set a new career-best with 28 points and made a career-high eight 3-pointers ... the eight threes tied a program record and made Reed the first to accomplish that feat since K.C. Rivers on Feb. 7, 2008 at Virginia ... with 10 rebounds it served as Reed's third career double-double and second achieved with rebounds ... Elijah Thomas posted his eighth double-double of the season and 10th of his career with 12 points and 10 rebounds ... it gives Thomas back-to-back double-doubles for the second time this season ... with 11 threes, Clemson has now made 10+ 3-pointers in 11 games this season.

CLEMSON							58
Player	fg	3fg	ft	r	tp	a	min
Skara - f	3-7	1-3	0-0	6	7	1	35
Simms - f	1-3	1-2	0-0	4	3	1	22
Thomas - c	5-5	0-0	2-4	10	12	1	30
Reed - g	10-24	8-20	0-0	10	28	3	35
DeVoe - g	3-9	1-6	1-4	5	8	3	37
Trapp	0-2	0-2	0-2	0	0	0	10
Donnal	0-1	0-1	0-0	0	0	0	9
Spencer	0-6	0-2	0-0	1	0	0	22
TEAM	1						
Totals	22-57	11-36	3-10	37	58	9	200

Fouls: CU 18 (Thomas, 4), VT 10 (Two, 2). **Turnovers:** CU 11 (Skara, 3), VT 5 (Alexander-Walker, 2). **Blocks:** CU 5 (Thomas, 3), VT 4 (Blackshear Jr., 3). **Steals:** CU 2 (Two, 1), VT 5 (Clarke, 2).

	Half (25)	Final
FG%	.375 (9-24)	.386 (22-57)
3FG%	.294 (5-17)	.306 (11-36)
FT%	1.000 (2-2)	.300 (3-10)

VIRGINIA TECH							65
Player	fg	3fg	ft	r	tp	a	min
Alexander-Walker - g	4-13	0-2	0-0	4	2	0	23
Robinson - g	4-16	2-4	4-4	6	14	5	32
Bibbs - g	3-9	2-5	0-0	3	8	0	30
Wilson - g	3-6	2-4	0-2	1	8	2	24
Blackshear Jr. - f	4-12	0-4	6-7	7	14	1	25
Jackson	1-1	1-1	0-0	1	3	0	6
Bede	0-1	0-0	0-0	1	0	3	8
Hill	1-2	0-1	1-2	2	3	0	15
Horne	2-6	1-2	4-6	3	9	0	15
Clarke	1-2	1-1	1-4	6	4	3	22
TEAM	2						
Totals	20-58	9-24	16-25	36	65	14	200

2017-18 BOXSCORES



GEORGIA TECH 67 No. 15 CLEMSON 75

Feb. 24, 2018 • Clemson, S.C.
Littlejohn Coliseum • 9,000

CLEMSON, S.C. — Clemson University men's basketball overcame an 11-point second half deficit using a 22-3 second half run to tie the program record for ACC wins in a season with a 75-67 victory over Georgia Tech. The win marks the second time this season that Clemson has overcome a double-digit deficit to win against Georgia Tech — sweeping the season series. The Tigers (21-7, 10-6 ACC) were led on Senior Day by senior guard Gabe DeVoe who tied his career-best with 25 points on 7-of-13 shooting, including 4-for-7 from deep. DeVoe finished 7-for-9 at the charity stripe — setting a new career-best for free throws made in a game. In his return to action, Shelton Mitchell chipped in 14 points and finished a perfect 6-for-6 at the foul line. Both Elijah Thomas and Marquise Reed each poured in 13 points. Mitchell and Reed combined to go 12-for-12 at the foul line on Saturday.

Clemson jumped out of the gates quickly to a 9-3 lead nearly three minutes into the opening stanza. The Tigers pushed it to a 10-point advantage at 17-7 with 12:56 remaining. Over the next eight minutes of game action, the Yellow Jackets (11-18, 4-12 ACC) went on a 19-8 run to gain a two-point lead at 26-24 and would take a 37-33 lead into the break. The Tigers struggled for the first part of the second half and found themselves down by a game-high 11 points on multiple occasions — the last coming at 58-47 with 10:28 left. A monumental 22-3 run would propel the Tigers from down 11 points to leading by eight at 69-61 with 48 seconds left in regulation. Clemson would keep Georgia Tech at bay with made free throws down the stretch to seal the eight-point victory. After getting zero points from their bench against Virginia Tech on Feb. 21, the Tigers bench outscored the Yellow Jackets' bench 27-5 — its third-most bench points scored all season and its most since posting 42 in a win over Louisiana-Lafayette on Dec. 22.

Notes: Clemson snapped its three-game losing streak with the win ... it marked the second time this season that Clemson overcame a double-digit deficit against Georgia Tech and swept the season series against the Yellow Jackets ... Clemson tied its program record for ACC wins in a season with its 10th this afternoon ... the Tigers have achieved 10 wins in the ACC on six occasions — three have come under the direction of head coach Brad Brownell ... Gabe DeVoe once again tied his career-best with 25 points for the third time this season ... DeVoe topped his career-best with seven made free throws ... with 30 free throw attempts, it marks the most attempts from the line for the Tigers since 30 in a 71-69 win over Florida on Dec. 16 ... the 27 bench points were the third-most scored by Clemson this season and the most since a win over Louisiana-Lafayette on Dec. 22.

Player	fg	3fg	ft	r	tp	a	min
Cole - f	3-6	2-3	0-0	5	8	2	34
Wright - f	2-10	0-3	4-5	6	8	2	30
Lammers - c	5-12	0-0	1-2	7	11	3	35
Jackson - g	4-16	3-6	2-2	3	13	2	40
Okogie - g	8-12	3-4	3-3	8	22	6	35
Alston	1-3	1-2	0-0	1	3	0	21
Gueye	1-2	0-0	0-0	1	2	1	5
Rice	0-0	0-0	0-0	0	0	0	0+
TEAM				2			
Totals	24-61	9-18	10-12	33	67	16	200

Player	fg	3fg	ft	r	tp	a	min
Skara - f	1-2	0-1	0-0	5	2	1	29
Simms - f	1-2	0-0	0-0	6	2	0	17
Donnal - c	3-5	0-1	0-0	0	6	0	15
Reed - g	3-9	1-4	6-6	2	13	5	37
DeVoe - g	7-13	4-7	7-9	6	25	1	38
Trapp	0-2	0-2	0-0	0	0	0	5
Mitchell	4-7	0-2	6-6	3	14	2	32
Thomas	4-7	0-0	5-9	7	13	0	25
Spencer	0-0	0-0	0-0	0	0	1	2
TEAM				1			
Totals	23-47	5-17	24-30	30	75	10	200

Fouls: CU 16 (Donnal, 4), GT 25 (Two, 5). **Turnovers:** CU 10 (Three, 2), GT 13 (Three, 3). **Blocks:** CU 3 (Thomas, 2), GT 4 (Lammers, 2). **Steals:** CU 5 (Skara, 2), GT 6 (Okogie, 2).

	Half (37)	Final
FG%	.481 (13-27)	.393 (24-61)
3FG%	.750 (6-8)	.500 (9-18)
FT%	1.000 (5-5)	.833 (10-12)

	Half (33)	Final
FG%	.444 (12-27)	.489 (23-47)
3FG%	.308 (4-13)	.294 (5-17)
FT%	.833 (5-6)	.800 (24-30)



FLORIDA STATE 63 No. 18 CLEMSON 76

Feb. 28, 2018 • Clemson, S.C.
Littlejohn Coliseum • 7,242

CLEMSON, S.C. — Clemson University men's basketball made history with its 76-63 win over Florida State. Clemson won its program record 11th game in ACC play and also tied a program record with its 15th home victory of the 2017-18 campaign. Marquise Reed turned in his 10th 20-point outing of the season with a 22-point effort on 7-of-11 shooting from the floor. He also finished 7-for-9 at the charity stripe.

Three other Tigers scored in double-figures: Gabe DeVoe (13), while Shelton Mitchell and Elijah Thomas each poured in 11 points each. Thomas grabbed a team-high eight rebounds. The Tigers (22-7, 11-6 ACC) found themselves down 24-16 with 5:51 left in the opening stanza, but were able to orchestrate a 16-5 run to take a 32-29 lead with a 1:19 to play.

After a Phil Cofer 3-pointer tied the game at 32-32, Shelton Mitchell drilled a bomb with two seconds left on the clock to give Clemson a 35-32 lead heading into the locker room. In the second half, another run by the Tigers would give them the lead for good. Down 47-45 a Mark Donnal 3-pointer keyed a 7-0 run that was capped by a DeVoe layup to give Clemson a 52-47 advantage. Clemson would never look back and end with its largest lead of the game — a 13-point victory.

Last time out against the Seminoles (19-10, 8-9 ACC), the Tigers committed 21 turnovers that turned into 29 Florida State points. Clemson committed just nine on Wednesday.

Notes: Clemson earned its 22nd victory of the season, the most since 2013-14 (23) ... the 11th ACC victory set a new program record for ACC wins during a regular season ... the Tigers improved to 15-1 — tying a program record for the most home wins during a regular season ... Marquise Reed tallied his 10th 20-point outing of the year.

Player	fg	3fg	ft	r	tp	a	min
Cofer - f	7-14	5-9	2-4	7	21	0	31
Koumadje - c	1-1	0-0	0-0	3	2	0	15
Forrest - g	2-5	0-1	5-6	4	9	3	32
Angola - g	4-7	3-4	0-0	5	11	0	29
Mann - g	1-9	0-3	1-3	4	3	4	26
Walker, CJ	1-2	0-0	2-2	0	4	0	11
Savoy	1-4	1-4	0-0	0	3	0	13
Obiagu	2-2	0-0	0-0	2	4	0	19
Walker, MJ	0-2	0-1	2-2	1	2	1	14
Kabengele	2-4	0-1	0-2	1	4	1	10
TEAM				3			
Totals	21-50	9-23	12-19	30	63	9	200

Player	fg	3fg	ft	r	tp	a	min
Thomas - f	4-8	0-0	3-6	8	11	0	24
Simms - f	1-6	1-4	0-0	3	3	1	22
Reed - g	7-11	1-2	7-9	7	22	5	38
Mitchell - g	3-9	3-8	2-2	5	11	3	34
DeVoe - g	3-12	2-6	5-5	5	13	3	35
Trapp	1-2	1-2	2-2	1	5	0	6
Donnal	3-5	2-4	0-0	2	8	0	16
William	1-2	0-0	0-0	0	2	0	4
Oliver II	0-0	0-0	0-0	0	0	0	0+
Skara	0-2	0-0	1-2	6	1	1	21
TEAM				2			
Totals	23-57	10-26	20-26	39	76	13	200

Fouls: CU 17 (Three, 4), FSU 24 (Two, 4). **Turnovers:** CU 9 (Two, 2), FSU 12 (Angola, 3). **Blocks:** CU 2 (Simms, 2), FSU 7 (Obiagu, 5). **Steals:** CU 5 (Reed, 2), FSU 5 (Walker, CJ, 2).

	Half (32)	Final
FG%	.478 (11-23)	.420 (21-50)
3FG%	.500 (5-10)	.391 (9-23)
FT%	.714 (5-7)	.632 (12-19)

	Half (35)	Final
FG%	.387 (12-31)	.404 (23-57)
3FG%	.462 (6-13)	.385 (10-26)
FT%	1.000 (5-5)	.769 (20-26)



No. 18 CLEMSON 52 SYRACUSE 55

March 3, 2018 • Syracuse, N.Y.
Carrier Dome • 28,670

CLEMSON, S.C. — Clemson University men's basketball fell in its final game of the regular season at Syracuse 55-52 on Saturday afternoon. It proved to be a battle of NCAA Sweet 16 teams.

Marquise Reed scored a game-high 21 points — his 11th 20-point outing of the season — on 8-for-13 shooting from the floor, including 5-of-7 from long range.

In the post, Elijah Thomas was a perfect 5-for-5 from the floor and finished 8-for-12 from the foul line en route to his conference-best total of 18 points. He also grabbed six boards.

The Tigers (22-8, 11-7 ACC) held a three-point advantage at the break, 25-22, but out of the locker room the Orange (19-12, 8-10 ACC) went on an 14-5 run to take a six-point lead.

Down 47-45 a Reed 3-pointer would put Clemson back in front. After surrendering the lead, the Tigers would get the lead right back at 50-49 following a Thomas layup. However, a 6-2 run to finish the game would seal the win for Syracuse.

Notes: Marquise Reed netted at least 20 points for the 11th time this season ... Elijah Thomas scored a career-best for an ACC game with 18 points ... Thomas also scored in double-figures for the fifth-straight game and seventh time in nine games ... Gabe DeVoe grabbed at least five rebounds for the fourth-straight contest and the 14th time this season.

Player	fg	3fg	ft	r	tp	a	min
Simms - f	3-6	0-1	0-1	5	6	1	26
Thomas - c	5-5	0-0	8-12	6	18	0	30
Reed - g	8-13	5-7	0-0	1	21	2	35
Mitchell - g	0-4	0-1	0-0	4	0	3	40
DeVoe - g	2-13	0-6	0-0	9	4	5	40
Trapp	0-0	0-0	0-0	0	0	0	1
Donnal	0-1	0-0	0-0	1	0	1	7
William	0-2	0-0	0-0	2	0	0	5
Oliver II	0-1	0-1	3-3	0	3	0	5
Skara	0-0	0-0	0-0	2	0	0	11
TEAM				3			
Totals	18-45	5-16	11-16	33	52	12	200

Player	fg	3fg	ft	r	tp	a	min
Brissett - f	4-9	1-4	8-9	6	17	1	38
Dolezal - f	3-8	0-1	2-3	3	8	1	38
Chukwu - c	0-0	0-0	2-2	5	2	1	33
Howard - g	4-14	2-5	1-2	5	11	1	40
Battle - g	5-20	3-9	4-4	5	17	1	40
Moyer	0-0	0-0	0-0	1	0	0	4
Sidibe	0-2	0-0	0-0	2	0	0	7
TEAM				9			
Totals	16-53	6-19	17-20	36	55	5	200

Fouls: CU 18 (Skara, 5), SU 16 (Two, 4). **Turnovers:** CU 12 (Mitchell, 3), SU 7 (Two, 3). **Blocks:** CU 4 (Two, 2), SU 7 (Chukwu, 4). **Steals:** CU 3 (Thomas, 2), SU 5 (Two, 2).

	Half (25)	Final
FG%	.350 (7-20)	.400 (18-45)
3FG%	.125 (1-8)	.313 (5-16)
FT%	.769 (10-13)	.688 (11-16)

	Half (22)	Final
FG%	.308 (8-26)	.302 (16-53)
3FG%	.222 (2-9)	.316 (6-19)
FT%	.800 (4-5)	.850 (17-20)



No. 12 BOSTON COLLEGE 82 No. 4 CLEMSON 90

March 8, 2018 • Brooklyn, N.Y.
ACCT • Barclays Center • 17,732

BROOKLYN — Behind two 20-point scorers, Clemson University men's basketball was triumphant in the ACC Tournament quarterfinals with a season-high 90 points en route to an eight-point victory over Boston College, 90-82.

The Tigers (23-8) were led by Gabe DeVoe who posted his fourth 25-point outing of the season and of his career — tying his career-high — and making 8-of-18 shots from the floor and drilling three 3-pointers in the effort. DeVoe was a perfect 6-for-6 from the charity stripe. Joining DeVoe with a 20-point outing was Shelton Mitchell who posted 21 points on 6-of-12 shooting, including a 7-for-8 at the foul line. Marquise Reed and Amir Simms also reached double-figures for the Tigers with 12 points and 10 points, respectively.

Clemson tied an ACC Tournament program record with 12 made 3-pointers in the game. Both DeVoe and Anthony Oliver II made three. Oliver II scored a career-high nine points off the bench. Elijah Thomas narrowly missed his ninth double-double of the season with eight points and a team-high 12 rebounds. His 10th double-digit rebounding game of the season. Clemson got down 7-0 in the opening 2:26 of the game and trailed 12-3 at the 15:17 mark of the opening stanza. Over the next 3:08, the Tigers went on a 15-4 run to gain its first lead of the game at 18-16. The run eventually became a 23-5 advantage.

The Tigers pushed its lead to as many as 13 in the first half, but would take a seven-point lead into the break. Its 43 first half points was tied for the second most scored by Clemson this season. With 13:45 left in regulation, Clemson held its largest lead of the game at 16 points with a 55-39 lead over the Eagles (19-15). Boston College slowly but surely clawed its way back into the game and trailed by just two at 63-61 with 5:49 to go. After going just 2-for-2 at the foul line in the first half, the Tigers finished the last five minutes of regulation 16-of-18 from the charity stripe to help seal the win.

Notes: Clemson earns its 23rd win of the season — tying for the most wins under head coach Brad Brownell while at Clemson (2013-14) ... with the win, Clemson moved to 2-0 against Boston College this season and 3-0 all-time in the ACC Tournament ... Gabe DeVoe notched his fourth 25-point game of the season ... the Tigers are 4-0 in all of those games ... Shelton Mitchell notched his second 20-point game of the season with a season-high 21 points ... Elijah Thomas grabbed 10+ rebounds for the 10th time this season ... Anthony Oliver II scored a career-high nine points — all on threes ... Clemson tied a program record with 12 made threes in an ACC Tournament game ... Clemson's 90 points were a program record for an ACC Tournament game ... the Tigers' seven turnovers were the lowest total since a 72-70 win at Georgia Tech ... Amir Simms tied with 10 points.

Player	fg	3fg	ft	r	tp	a	min
Chatman - f	6-11	3-8	0-0	4	15	1	40
Mitchell - f	3-6	1-4	4-6	9	11	2	34
Popovic - c	3-6	0-0	3-5	4	9	1	29
Bowman - g	6-16	4-8	7-9	8	23	4	40
Robinson - g	4-16	4-11	8-10	2	20	3	39
Meznicks	0-1	0-1	0-0	1	0	0	5
Baker Jr.	0-1	0-1	0-0	0	0	0	2
Reyes	2-2	0-0	0-0	2	4	1	11
TEAM				3			
Totals	24-59	12-33	22-30	33	82	12	200

Player	fg	3fg	ft	r	tp	a	min
Thomas - f	3-6	0-0	2-2	12	8	3	30
Simms - f	3-7	2-3	2-2	9	10	1	22
Reed - g	4-10	1-4	3-4	2	12	4	38
Mitchell - g	6-12	2-5	7-8	4	21	1	38
DeVoe - g	8-18	3-11	6-6	3	25	4	39
Donnal	1-3	1-2	0-0	3	3	0	10
Oliver II	3-4	3-3	0-0	1	9	0	8
Skara	1-2	0-0	0-0	3	2	1	15
TEAM				2			
Totals	29-62	12-28	20-22	39	90	14	200

Fouls: CU 19 (Skara, 5), BC 19 (Bowman, 5). **Turnovers:** CU 7 (Thomas, 2), BC 9 (Robinson, 4). **Blocks:** CU 4 (Two, 2), BC 2 (Two, 1). **Steals:** CU 4 (Four, 1), BC 3 (Bowman, 2).

	Half (36)	Final
FG%	.440 (11-25)	.407 (24-59)
3FG%	.385 (5-13)	.364 (12-33)
FT%	.692 (9-13)	.733 (22-30)

	Half (43)	Final
FG%	.471 (16-34)	.468 (29-62)
3FG%	.529 (9-17)	.429 (12-28)
FT%	1.000 (2-2)	.909 (20-22)

2017-18 BOXSCORES

GAME 32

No. 4 CLEMSON
No. 1 VIRGINIA

58 March 9, 2018 • Brooklyn, N.Y.
64 ACCT • Barclays Center • 18,157

BROOKLYN — Shelton Mitchell poured in 18 points and Elijah Thomas posted 15 points and seven rebounds, but it would not be enough in a narrow 64-58 loss to No. Virginia in the ACC Tournament semifinals on Friday night inside the Barclays Center.

The Tigers (23-9) got off to a quick start in the opening part of the game and led the Cavaliers (30-2) 20-13 with 9:32 left in the half, but Virginia went snap off a 16-0 run and take a 29-20 lead with just over a minute to go before the break and took a 32-23 lead into the locker room.

Clemson found itself down by as many as 14 in the second half, 44-30, with 13:06 to go. Slowly but surely the Tigers clawed their way back to within five points on multiple occasions, including just four at 62-58.

CLEMSON								58
Player	fg	3fg	ft	r	tp	a	min	
Thomas - f	5-8	0-0	5-7	7	15	0	26	
Simms - f	1-4	0-2	4-4	4	6	2	25	
Reed - g	2-14	1-10	1-2	4	6	2	39	
Mitchell - g	5-11	3-6	5-5	2	18	1	38	
DeVoe - g	3-9	1-5	1-2	6	8	3	38	
Donnal	0-0	0-0	0-0	1	0	0	11	
Oliver II	0-2	0-2	0-0	1	0	0	6	
Skara	1-1	0-0	3-3	1	5	0	17	
TEAM	6							
Totals	17-49	5-25	19-23	32	58	8	200	

VIRGINIA							64
Player	fg	3fg	ft	r	tp	a	min
Wilkins - f	2-6	0-0	0-0	5	4	1	21
Salt - c	4-5	0-0	0-0	8	8	0	23
Hall - g	3-7	1-4	3-4	3	10	1	36
Guy - g	6-12	3-7	0-1	5	15	2	38
Jerome - g	3-12	0-4	0-0	4	6	10	34
Hunter	4-6	1-2	0-3	4	9	1	20
Johnson	1-4	0-1	0-0	0	2	1	11
Diakite	5-8	0-0	0-0	4	10	0	17
TEAM	4						
Totals	28-60	5-18	3-8	37	64	16	200

Fouls: CU 16 (DeVoe, 5), UVA 17 (Hunter, 5). Turnovers: CU 13 (Thomas, 4), UVA 8 (Hall, 3). Blocks: CU 2 (Simms, 2), UVA 1 (Hunter, 1). Steals: CU 5 (Two, 2), UVA 11 (Two, 3).

	Half (23)	Final
FG%	.348 (8-23)	.347 (17-49)
3FG%	.182 (2-11)	.200 (5-25)
FT%	.714 (5-7)	.826 (19-23)

	Half (32)	Final
FG%	.438 (14-32)	.467 (28-60)
3FG%	.364 (4-11)	.278 (5-18)
FT%	.000 (0-2)	.375 (3-8)

GAME 33

No. 12 NEW MEXICO STATE
No. 5 CLEMSON

68 March 16, 2018 • San Diego, Calif.
79 Viejas Arena • 10,092

SAN DIEGO — Clemson University men's basketball won an NCAA Tournament game with two 20-point scorers in the same game for the first time in program history on Friday night with a 79-68 victory over New Mexico State in the first round. Shelton Mitchell tied his career-high with 23 points on 8-for-13 shooting from the field, while hitting a pair of 3-pointers and finishing perfect from the foul line on five attempts. Gabe DeVoe posted a 22-point effort on 10-for-15 shooting from the field, including two 3-pointers.

Marquise Reed also scored in double-figures with 15 points, while Elijah Thomas grabbed double-digit rebounds for the 11th time this season with 10. The Tigers (24-9) earned its first NCAA Tournament victory in the first round of the tournament since 1997 when Clemson defeated Miami (Ohio) as a No. 4 seed 68-56 — also a part of the Midwest region. Clemson went back-and-forth with New Mexico State in the early going, but began to pull away from the Aggies (28-6) late in the opening stanza. Following a 3-pointer by DeVoe, the Tigers would take a 44-32 lead into the locker room. The 44 points scored by Clemson were the second-most allowed by the Aggies in the first half this season and the 12-point lead was the largest halftime deficit the Aggies have faced in 2017-18.

The Tigers opened up an 18-point lead on the heels of a 10-2 run that ended with a Mitchell and-one to put Clemson up 54-36.

New Mexico State wouldn't go away and would whittle the Tiger lead all the way down to just six points at 68-62 with 5:57 to go in regulation. Clemson answered with a 7-0 run to push its lead back to double-digits and closed it out at the free throw line. Clemson made at least 30 field goals for just the fifth time this season and the first time since a 29-point victory over Louisiana-Lafayette on Dec. 22, 2017.

NEW MEXICO STATE								68
Player	fg	3fg	ft	r	tp	a	min	
Jones - f	6-12	0-1	1-4	14	13	4	35	
Wilkins - f	2-9	1-3	0-0	5	5	2	20	
Harris - g	1-5	0-1	0-0	0	2	3	28	
N'Dir - g	0-2	0-0	2-2	1	2	2	16	
Lofton - g	9-18	4-12	7-8	3	29	1	38	
Jones	3-6	3-6	0-0	2	9	0	24	
Buchanan	1-2	1-1	0-0	1	3	1	12	
Chuha	2-6	0-0	1-1	1	5	2	14	
McCants	0-2	0-1	0-2	5	0	1	13	
TEAM				1				
Totals	24-62	9-25	11-17	33	68	16	200	

CLEMSON							79
Player	fg	3fg	ft	r	tp	a	min
Skara - f	1-3	0-0	0-1	3	2	0	20
Thomas - f	2-7	0-0	2-3	10	6	2	30
Reed - g	7-14	1-4	0-0	7	15	1	32
Mitchell - g	8-13	2-3	5-5	3	23	5	35
DeVoe - g	10-15	2-5	0-0	1	22	2	38
Trapp	0-0	0-0	0-0	0	0	0	5
Donnal	1-2	0-0	0-0	0	2	0	10
Oliver II	0-1	0-1	0-0	1	0	1	10
Simms	4-4	1-1	0-0	3	9	0	20
TEAM	3						
Totals	33-59	6-14	7-9	31	79	11	200

Fouls: CU 18 (Three, 3), NMSU 13 (Two, 3). Turnovers: CU 8 (Reed, 4), NMSU 11 (Lofton, 4). Blocks: CU 4 (Two, 2), NMSU 1 (Jones, 1). Steals: CU 6 (Reed, 3), NMSU 3 (Three, 1).

	Half (32)	Final
FG%	.367 (11-30)	.387 (24-62)
3FG%	.364 (4-11)	.360 (9-25)
FT%	.750 (6-8)	.647 (11-17)

	Half (44)	Final
FG%	.581 (18-31)	.559 (33-59)
3FG%	.500 (4-8)	.429 (6-14)
FT%	.800 (4-5)	.778 (7-9)

GAME 34

No. 5 CLEMSON
No. 4 AUBURN

84 March 18, 2018 • San Diego, Calif.
53 Viejas Arena • 11,628

SAN DIEGO — Gabe DeVoe scored 22 points and Elijah Thomas added 18 points and 11 rebounds, as No. 5 seed Clemson defeated No. 4 seed Auburn 84-53 in dominating fashion on Sunday at Viejas Arena. The victory sends Clemson to the Sweet 16 of the NCAA Tournament for the first time since 1997. The 31-point victory margin was the largest for Clemson in an NCAA Tournament game and the largest for the Tigers in any game against a top-25 team. Auburn was ranked No. 19 in the AP poll entering the tournament.

The previous record for victory margin by the Tigers against a top-20 team was 27 in a 74-47 win over Duke on Feb. 4, 2009. DeVoe scored 22 points in each of the two games in San Diego and has eight games of 20+ points this year, including seven in his last 14. He became the first Tiger to have consecutive 20-point games in one NCAA Tournament since Elden Campbell in 1989. DeVoe made 6-9 three-point attempts, a record for made threes by a Tiger in an NCAA Tournament game.

Thomas made 7-10 shots from the field on the way to his 18-point game, and it was his ninth double-double of the season. Marquise Reed had at 16 points and seven rebounds, while Shelton Mitchell added 10 points, six rebounds and six assists. The Tigers dominated the game in every fashion, as they outrebounded Auburn 50-32, had 19 assists against just seven turnovers and held Auburn to 26-percent shooting from the field, including 22 percent on three-point attempts.

The two teams played on even terms early. The game was tied three times within the first eight minutes, including 13-13 at the 12:39 mark. With the score 18-15 in favor of Clemson, the Tigers went on a 17-0 run over the next 7:48 to take a 35-15 lead. Clemson grew the margin to 43-19 at halftime. The 24-point lead was Clemson's largest in an NCAA Tournament game.

The Tigers then put the game away in the first 3:34 of the second half by outscoring Auburn 13-5 to take a 3-point lead at 56-24. Clemson's largest lead was 41 points, a margin it first realized at the 11:33 mark with a 70-29 advantage. Auburn cut the margin to 29 points at the 4:17 mark (77-48), but that was as close as the SEC Tigers could get.

CLEMSON								84
Player	fg	3fg	ft	r	tp	a	min	
Thomas - f	7-10	0-0	4-7	11	18	2	27	
Simms - f	1-2	1-1	0-0	2	3	1	23	
Reed - g	6-17	0-4	4-5	7	16	3	34	
Mitchell - g	2-6	1-3	5-7	6	10	6	31	
DeVoe - g	8-13	6-9	0-0	5	22	5	24	
Trapp	0-1	0-1	0-0	0	0	0	8	
Davis	0-0	0-0	0-0	1	0	0	2	
Donnal	0-3	0-2	0-0	1	0	2	13	
Fields	0-0	0-0	0-0	0	0	0	2	
William	1-1	0-0	1-2	1	3	0	2	
Oliver II	2-5	2-5	0-0	6	6	0	9	
Spencer	0-1	0-1	0-0	2	0	0	10	
Skara	2-2	0-0	2-2	4	6	0	15	
TEAM				4				
Totals	29-61	10-26	16-23	50	84	19	200	

AUBURN								53
Player	fg	3fg	ft	r	tp	a	min	
Spencer - f	3-6	0-0	4-4	9	10	2	26	
Murray - f	0-6	0-3	0-0	3	0	2	27	
Harper - g	2-12	1-6	0-0	3	5	1	31	
Brown - g	4-13	3-9	1-1	0	12	0	30	
Heron - g	3-10	1-2	5-6	1	12	1	25	
Okeke	2-9	1-6	2-4	8	7	3	25	
Mitchell	1-5	0-2	0-0	1	2	0	17	
Dunbar	2-5	1-4	0-0	2	5	0	13	
Keim	0-0	0-0	0-0	0	0	0	2	
Macy	0-0	0-0	0-0	0	0	0	2	
Blackstock	0-0	0-0	0-0	0	0	0	2	
TEAM	5							
Totals	17-66	7-32	12-15	32	53	9	200	

Fouls: CU 16 (Skara, 4), AU 19 (Heron, 5). Turnovers: CU 7 (Two, 2), AU 6 (Heron, 2). Blocks: CU 6 (Two, 3), AU 3 (Okeke, 2). Steals: CU 4 (Four, 1), AU 4 (Four, 1).

	Half (43)	Final
FG%	.533 (16-30)	.475 (29-61)
3FG%	.364 (4-11)	.385 (10-26)
FT%	.700 (7-10)	.696 (16-23)

	Half (19)	Final
FG%	.182 (6-33)	.258 (17-66)
3FG%	.200 (3-15)	.219 (7-32)
FT%	.667 (4-6)	.800 (12-15)

GAME 35

No. 5 CLEMSON
No. 1 KANSAS

76 March 23, 2018 • Omaha, Neb.
80 CenturyLink Center Omaha • 17,399

OMAHA, Neb. — Gabe DeVoe, aka Bobby Buckets, held court on Friday night in what proved to be his final game in a Clemson University men's basketball uniform. The senior guard scored a career-high 31 points in a four-point loss to Kansas in the 2018 NCAA Tournament Sweet 16. DeVoe's performance puts him into the upper echelon of Clemson basketball greats. DeVoe's 31 points is the most scored by a Tiger in the NCAA Tournament (previous best was Dale Davis with 26 vs. LaSalle in 1990).

It marked another first on Friday with DeVoe becoming the first Clemson player to score 20+ points in three consecutive NCAA Tournament games. DeVoe's performance wasn't done in the scoring column, he became just the 27th member in Clemson history to achieve a "Triple Leadership", leading the Tigers in points (31), rebounds (nine) and assists (three). Clemson battled back and forth in the early going with Kansas, but towards the end of the first half, the Tigers (25-10) let the Jayhawks (30-7) finish the opening stanza on a 15-5 run to lead by 13 at the break. The Tigers' second-largest halftime deficit of the season.

The Tigers found themselves down by as many as 20 points on a few occasions in the second half, but wouldn't give in to the Jayhawks. Down 62-42, Clemson engineered a 26-12 run to pull to within just six after Shelton Mitchell's second dunk of the season. Clemson would pull to within four twice, but would fall 80-76. Both Marquise Reed and Mitchell also finished in double figures with 13 and 12 points, respectively. Elijah Thomas grabbed eight boards in the contest. The Tigers finish the season tying the program record for wins with 25. Clemson finished tied for third in the ACC after being picked 13th in the preseason — the largest placement differential between preseason prediction and postseason finish in ACC history.

Notes: Clemson tied a program record for wins in a season (25) ... they also broke a program record for ACC wins in a regular season with 11 ... Clemson reached the Sweet 16 of the NCAA Tournament for the first time since 1997 ... Gabe DeVoe is third all-time in scoring in the NCAA Tournament (75 points) ... his average is first all-time with 25.0 points per game in three contests, third in points (75), fourth in field goals (28) and second in threes made (12) ... he posted the 27th "Triple Leadership" in program history against Kansas — leading the team in points, rebounds and assists ... DeVoe finishes his career 64 points shy of 1,000 (936) ... his 31 points are the most by a Tiger in his final game since Larry Nance had 34 vs. Temple in a NIT game on March 12, 1981 ... DeVoe is the first Clemson guard with at least 30 points and nine rebounds in the same game since Will Solomon had 43 and nine vs. Virginia on Jan. 15, 2000 ... Donte Grantham's 1,100 career points ranks 33rd all-time in Clemson history.

CLEMSON								76
Player	fg	3fg	ft	r	tp	a	min	
Skara - f	3-5	0-1	1-5	7	7	1	25	
Thomas - c	2-7	0-0	0-0	8	4	2	27	
Reed - g	6-15	1-2	0-0	4	13	2	36	
Mitchell - g	3-13	1-4	5-5	3	12	2	36	
DeVoe - g	10-17	3-9	8-9	9	31	3	40	
Donnal	3-5	1-3	0-0	0	7	0	9	
Oliver II	0-1	0-1	0-0	0	0	0	9	
Simms	1-2	0-0	0-0	4	2	1	18	
TEAM				4				
Totals	28-65	6-20	14-19	39	76	11	200	

KANSAS								80
Player	fg	3fg	ft	r	tp	a	min	
Azubuike - c	7-9	0-0	0-2	11	14	1	25	
Vick - g	4-11	3-6	2-3	8	13	2	36	
Graham - g	4-12	2-5	6-7	5	16	4	35	
Mykhailiuk - g	4-11	1-4	0-0	0	9	4	36	
Newman - g	6-11	4-7	1-2	7	17	3	39	
Garrett	0-2	0-0	2-4	0	2	0	14	
De Sousa	3-4	0-0	3-4	6	9	0	13	
Lightfoot	0-0	0-0	0-0	0	0	0	2	
TEAM				1				
Totals	28-60	10-22	14-22	38	80	14	200	

Fouls: CU 18 (Reed, 5), KU 22 (Azubuike, 5). Turnovers: CU 12 (DeVoe, 5), KU 13 (Three, 3). Blocks: CU 4 (Thomas, 4), KU 5 (Two, 2). Steals: CU 6 (DeVoe, 3), KU 4 (Four, 1).

	Half (27)	Final
FG%	.357 (10-28)	.431 (28-65)
3FG%	.286 (2-7)	.300 (6-20)
FT%	.833 (5-6)	.737 (14-19)

	Half (40)	Final
FG%	.472 (17-36)	.467 (28-60)
3FG%	.308 (4-13)	.455 (10-22)
FT%	.500 (2-4)	.636 (14-22)

HISTORY & RECORDS



DEMONTEZ STITT

A THIRD-TEAM ALL-ACC PERFORMER AS A SENIOR IN 2011, STITT IS THE ONLY TIGER TO START ON FOUR NCAA TOURNAMENT TEAMS. STITT PASSED AWAY SUDDENLY AT THE AGE OF 27 ON JULY 12, 2016. STITT WAS AWARDED HIS POSTHUMOUS DEGREE IN MAY 2018.

INDIVIDUAL RECORDS

MOST POINTS

Game		
Overall:	58	(29 FG, 0 FT) by James Erwin vs. Butler Guards, Feb. 9, 1912
	50	by J.W. Stribling vs. Erskine, Feb. 17, 1916
	46	(17 FG, 12 FT) by Bill Yarborough vs. South Carolina, Jan. 18, 1955
	46	(19 FG, 8 FT) by Butch Zatezalo vs. Wake Forest, Feb. 18, 1969
In Fike Fieldhouse:	46	(17 FG, 12 FT) by Bill Yarborough vs. South Carolina, Jan. 18, 1955
In Littlejohn Coliseum:	43	by Will Solomon vs. Virginia, Jan. 15, 2000
Away:	46	(19 FG, 8 FT) by Butch Zatezalo vs. Wake Forest, Feb. 18, 1969
At Neutral Site:	43	by Butch Zatezalo vs. NC State (at Charlotte, NC), Feb. 14, 1970
By a Freshman:	38	by Skip Wise vs. Pennsylvania, Nov. 30, 1974
By a Sophomore:	46	(17 FG, 12 FT) by Bill Yarborough vs. South Carolina, Jan. 18, 1955
By a Junior:	46	(19 FG, 8 FT) by Butch Zatezalo vs. Wake Forest, Feb. 18, 1969
By a Senior:	58	(29 FG, 0 FT) by James Erwin vs. Butler Guards, Feb. 9, 1912
vs. ACC Team:	46	(17 FG, 12 FT) by Bill Yarborough vs. South Carolina, Jan. 18, 1955
	46	(19 FG, 8 FT) by Butch Zatezalo vs. Wake Forest, Feb. 18, 1969
By a Non-Starter:	34	(9 FG, 8 3-Pt FG, 8 FT) by David Young vs. Wake Forest, Jan. 12, 1991
By a Guard:	46	(17 FG, 12 FT) by Bill Yarborough vs. South Carolina, Jan. 18, 1955
	46	(19 FG, 8 FT) by Butch Zatezalo vs. Wake Forest, Feb. 18, 1969
By a Center:	58	(29 FG, 0 FT) by James Erwin vs. Butler Guards, Feb. 9, 1912
By a Forward:	37	by Garry Helms vs. Georgia Tech, Feb. 22, 1966
In Season Opener:	34	by Bill Yarborough vs. Presbyterian, Dec. 1, 1955
Player's First Game:	33	by Van Gregg vs. Georgia Tech, Nov. 28, 1972
Day:	80	by James Erwin (scored 22 vs. Furman and 58 vs. Butler Guards), Feb. 9, 1912
Overtime:	12	\$by Terrence Oglesby vs. Florida State, Jan. 12, 2008
Season:	651	(247 FG, 157 FT) by Bill Yarborough, 1954-55
	651	(*256 FG, 138 FT) by Horace Grant, 1986-87
Career:	1,880	(*754 FG, 369 FT) by Elden Campbell, 1986-90

* - includes one three-point goal; \$ - double overtime game

BEST SCORING AVERAGE

Season:	28.3	by Bill Yarborough, 1954-55 (651 points in 23 games)
Season/Non-Starter:	14.4	by Devin Gray, 1993-94
Career:	23.48	by Butch Zatezalo, 1967-70 (1,761 points in 75 games)

POINTS PER MINUTE

Game (Min. 15 Pts.):	3.00	(18 in 6 Min.) by Gabe DeVoe vs. NC State, March 3, 2015
Season*:	.661	(645 in 976 Min.) by Butch Zatezalo, 1968-69
Career:	.617	(1766 in 2864 Min.) by Butch Zatezalo, 1967-70

* - minutes played unavailable for 1954-55 when Bill Yarborough averaged 28.3 points per game. If he averaged 40 minutes a game, he would have a .713 figure.

DOUBLE-FIGURE SCORING GAMES

Season:	32	by Terrell McIntyre, 1998-99 (35 games)
Every Game:	30-30	by Will Solomon, 1999-00
	24-24	by Butch Zatezalo, 1969-70
	23-23	by Bill Yarborough, 1954-55
Consecutive Games:	52	by Will Solomon (all 30 of 1999-2000 and first 22 of 2000-01)
Career:	97	by Elden Campbell, 1986-90
		by Greg Buckner, 1994-98
		by Terrell McIntyre, 1995-99
% of Games Played:	.933	(70-75) by Butch Zatezalo, 1967-70

20-POINT GAMES

Season:	22	by Bill Yarborough, 1954-55
% of Games Played:	.957	(22-23) by Bill Yarborough, 1954-55
Consecutive Games:	19	by Bill Yarborough (last three of 1953-54 and first 16 of 1954-55)
Career:	52	by Butch Zatezalo, 1967-70
% of Games Played:	.693	(52-75) by Butch Zatezalo, 1967-70
By a Freshman:	12	by Skip Wise, 1974-75


30-POINT GAMES

Season:	9	by Bill Yarborough, 1954-55
% of Games Played:	.391	(9-23) by Bill Yarborough, 1954-55
Consecutive:	2	by many players, many times

PRE-WORLD WAR II SCORING HIGHS

58.....	James Erwin vs. Butler Guards, Feb. 9, 1912
50.....	J.W. Stribling vs. Erskine, Feb. 17, 1916
31.....	Julian Robertson vs. Piedmont, Feb. 15, 1919
30.....	James Erwin vs. Wofford, Mar. 9, 1912
27.....	Banks McFadden vs. South Carolina, Feb. 19, 1938
25.....	James Erwin vs. Atlanta Agriculture, Jan. 31, 1914
25.....	Eddis Freeman vs. Presbyterian, Feb. 2, 1945
24.....	Dude Buchanan vs. The Citadel, Feb. 21, 1941
24.....	Marion Craig vs. Wake Forest, Jan. 12, 1943
22.....	James Erwin vs. Furman, Feb. 9, 1912
22.....	Caughman vs. Furman, Jan. 10, 1914
22.....	Alex Swails vs. Georgia Tech, Jan. 12, 1935
22.....	Alex Swails vs. Furman, Feb. 7, 1935
22.....	Banks McFadden vs. Presbyterian, Jan. 8, 1938
22.....	Banks McFadden vs. Furman, Jan. 12, 1940
22.....	Banks McFadden vs. The Citadel, Feb. 23, 1940
22.....	Dude Buchanan vs. North Carolina, Feb. 10, 1941
21.....	Ted Simons vs. Royal Athletic Club, Dec. 15, 1932
21.....	Banks McFadden vs. Wake Forest, Feb. 16, 1938
21.....	Banks McFadden vs. The Citadel, Feb. 20, 1939
21.....	Dude Buchanan vs. NC State, Jan. 13, 1940
21.....	Butch Butler vs. George Washington, Jan. 14, 1941
21.....	Marion Craig vs. Georgia Tech, Jan. 22, 1941
21.....	Marion Craig vs. Furman, Feb. 14, 1941
21.....	Marion Craig vs. Wake Forest, Jan. 14, 1942
21.....	Walt Sears vs. Furman, Feb. 10, 1942
21.....	Marion Craig vs. The Citadel, Feb. 24, 1943
21.....	Leonard Riddle vs. Presbyterian, Feb. 1, 1944
21.....	Whitely Graham vs. Wofford, Feb. 6, 1945
20.....	John Erwin vs. Furman, Feb. 9, 1912
20.....	Walter Colbert vs. Presbyterian College, Feb. 23, 1917
20.....	Alex Swails vs. Wofford, Jan. 15, 1935
20.....	Clyde Pennington vs. Presbyterian, Jan. 8, 1936
20.....	Clyde Pennington vs. South Carolina, Feb. 15, 1936
20.....	Banks McFadden vs. Wofford, Feb. 27, 1938
20.....	Banks McFadden vs. NC State, Jan. 19, 1940
20.....	Banks McFadden vs. South Carolina, Feb. 9, 1940

TERRELL MCINTYRE SET THE RECORD FOR DOUBLE-FIGURE SCORING GAMES WITH 32 AS A SENIOR IN 1998-99.



INDIVIDUAL RECORDS

K.C. RIVERS SET CLEMSON'S CAREER RECORD WITH 281 THREE-POINTERS FROM 2005-09.

Career: 16 by Butch Zatezalo, 1967-70
% of Games Played: .213 (16-75) by Butch Zatezalo, 1967-70

40-POINT GAMES

Season: 2 by Bill Yarborough, 1954-55
Career: 2 by Bill Yarborough, 1952-57
 by Butch Zatezalo, 1967-70
 by Will Solomon, 1998-01

MOST FIELD GOALS

Game: 29 by James Erwin vs. Butler Guards, Feb. 9, 1912
 19 by Butch Zatezalo at Wake Forest, Feb. 18, 1969
Consecutive Made: 16 by Greg Buckner 1994-95, (hit last vs. Appalachian State, 8-8 vs. The Citadel, 7-7 vs. Miami (Fla.))
 by Horace Grant, 1986-87
Season: 256 (Att. 390)
Career: 754 (Att. 1342) by Elden Campbell, 1986-90

MOST FIELD GOALS ATTEMPTED

Game: 42 (Made 13) by Bill Yarborough vs. NC State, Dec. 14, 1954
Season: 623 (Made 247) by Bill Yarborough, 1954-55
Career: 1,557 (Made 588) by Bill Yarborough, 1952-57

BEST FIELD GOAL PERCENTAGE

Game: 1.000 (9-9) by Tree Rollins vs. Boston College, Dec. 28, 1976
Game (Min. 10 Att.): .923 (12-13) by Larry Middleton vs. Rider, Dec. 1, 1985
 (12-13) by Horace Grant vs. Georgia State, Nov. 28, 1986
 (12-13) by Dale Davis vs. Georgia Tech, March 4, 1989
Season: .674 (174-258) by Harold Jamison, 1998-99 (Min. 100 made)
Career: .6088 (454-746) by Harold Jamison, 1995-99 (Min. 200 Made)

THREE-POINT FIELD GOALS

Game: 8 by David Young vs. Wake Forest, Jan. 12, 1991
 by Chris Whitney at North Carolina, Feb. 17, 1993
 by Terrell McIntyre at Florida State, Jan. 12, 1999
 by Will Solomon vs. Virginia, Jan. 15, 2000
 by Tony Stockman at North Carolina, Feb. 27, 2002
 by K.C. Rivers at Virginia, Feb. 7, 2008
 by **Marcquise Reed at Virginia Tech, Feb. 21, 2018**
 by Terrell McIntyre, 1998-99
Season: 99 by Will Solomon (95 in 30 games), 2000-01
Season/Game: 3.17 by K.C. Rivers, 2005-09
Career: 281 by Chris Whitney (167 in 58 games), 1991-93
Career/Game: 2.88

THREE-POINT GOAL ATTEMPTS

Game: 20 by **Marcquise Reed at Virginia Tech, Feb. 21, 2018**
Season: 252 by Will Solomon, 2000-01
Season/Game: 8.4 by Will Solomon (252 in 30 games), 2000-01
Career: 729 by K.C. Rivers, 2005-09
Career/Game: 6.97 by Chris Whitney (404 in 58 games), 1991-93

THREE-POINT GOAL PERCENTAGE

Game: 1.000 by Marc Campbell (7-7) vs. Maryland, Feb. 19, 1983; vs. Virginia (7-7), Feb. 23, 1983
Season: .515 (70-136) by Michael Tait, 1986-87
Consecutive Made: 14 by Marc Campbell vs. Maryland, Feb. 19, 1983; vs. Virginia, Feb. 23, 1983 (17'9" distance)
 10 by Michael Tait vs. S. Carolina, Feb. 7, 1987; vs. NC State, Feb. 11, 1987
Career: .515 (70-136) by Michael Tait, 1985-87 (Min. 50 Att.)

MOST FREE THROWS

Game: 17 (Att. 17) by Butch Zatezalo vs. Maryland, Jan. 17, 1968
Season: 189 (Att. 229) by Butch Zatezalo, 1968-69
Career: 501 (Att. 610) by Butch Zatezalo, 1967-70
Consecutive Made: 41 by Jim Brennan, 1961-62

MOST FREE THROWS ATTEMPTED

Game: 19 (Made 10) by Dale Davis vs. SC State, Dec. 17, 1990
 19 (Made 8) by Chris Hobbs vs. Wake Forest, Feb. 13, 2002
Season: 229 (Made 189) by Butch Zatezalo, 1968-69
Career: 610 (Made 501) by Butch Zatezalo, 1967-70

BEST FREE THROW PERCENTAGE

Game: 1.000 12 times, the last being (10-10) by Shawan Robinson vs. NC State, Jan. 29, 2006 (Min. 10 made)
Season: 91.3 (84-92) by Shawan Robinson, 2005-06 (Min. 50 made)
Career: **87.1 (216-248)** by **Marcquise Reed, 2016-18 (Min. 100 made)**

REBOUNDS

Game: 30 by Tommy Smith vs. Georgia, Feb. 21, 1955
Season: 395 by Dale Davis, 1989-90
Average: 13.6 by Ron Richardson, 1951-52
Career: 1,311 by Tree Rollins, 1973-77
Average: 11.9 by Tree Rollins, 1973-77

INDIVIDUAL RECORDS

MOST OFFENSIVE REBOUNDS

Game:	11	by Dale Davis vs. SC State, Dec. 17, 1990
		by Harold Jamison vs. South Carolina, Dec. 17, 1997
Season:	166	by Dale Davis, 1989-90
Career:	485	by Dale Davis, 1987-91

MOST DOUBLE-DOUBLES

Season:	20	by Dale Davis, 1989-90
Career:	61	by Tree Rollins, 1973-77

ASSISTS

Game:	20	by Grayson Marshall vs. Maryland-Eastern Shore, Nov. 25, 1985
Season:	262	by Grayson Marshall, 1985-86
Average:	7.93 (238-30)	by Edward Scott, 2001-02
Career:	857	by Grayson Marshall, 1984-88
Average:	7.02 (857-122)	by Grayson Marshall, 1984-88

DOUBLE-FIGURE ASSIST GAMES

Season:	11	by Grayson Marshall, 1985-86
Career:	25	by Grayson Marshall, 1984-88

ASSISTS BY A POST PLAYER

Game:	9	by Trevor Booker vs. East Carolina, Dec. 16, 2009
Season:	95	by James Mays, 2006-07
Career:	224	by Trevor Booker, 2006-10

DOUBLE-DOUBLES WITH ASSISTS

Season:	5	by Derrick Johnson, 1976-77
		by Edward Scott, 2001-02
Career:	8	by Edward Scott, 1999-2003

MOST FOULS

Season:	110	by Chris Hobbs, 2001-02
Career:	383	by Chris Hobbs, 2000-04

ASSIST-TURNOVER RATIO

Game:	11 to 0	by Grayson Marshall at NC State, Feb. 11, 1987
Season:	3.03 (118-39)	by Jordan Roper, 2015-16
Career:	2.47 (857-347)	by Grayson Marshall, 1984-88
By Non-Guard:	1.772	by Clarke Bynum, 1980-84

BLOCKED SHOTS

Game:	10	by Tree Rollins vs. Presbyterian, Dec. 13, 1975; vs. Duke, Feb. 23, 1977; vs. Jacksonville, Dec. 16, 1976
		by Sharone Wright vs. UNC Greensboro, Dec. 12, 1992; vs. Maryland, Jan. 26, 1993
Season:	124	by Sharone Wright, 1992-93
Average:	4.25 (119-28)	by Tree Rollins, 1974-75
Career:	450	by Tree Rollins, 1973-77
Average:	4.09 (450-110)	by Tree Rollins, 1973-77

STEALS

Game:	7	by Stan Rome vs. Maryland, Jan. 19, 1977
		by Devin Gray vs. The Citadel, Dec. 19, 1992
		by Terrell McIntyre vs. Georgia Tech, March 1, 1998
		by K.C. Rivers vs. Duke, Feb. 4, 2009
		by Andre Young vs. Maryland, Jan. 31, 2010
Season:	83	by Vernon Hamilton, 2005-06
Average:	2.68 (83-31)	by Vernon Hamilton, 2005-06
Career:	271	by Vernon Hamilton, 2003-07
Average:	2.13 (271-127)	by Vernon Hamilton, 2003-07

MOST DUNKS

Game:	8	by Tree Rollins vs. Wake Forest, Jan. 15, 1977
Season:	62	by Harold Jamison, 1998-99
Career:	160	by Elden Campbell, 1986-90

MOST CHARGES TAKEN

(Since 1978-79)

Game:	4	by Marvin Dickerson vs. North Carolina, Jan. 27, 1979
		by Bobby Conrad vs. North Carolina, Jan. 27, 1979
		by Marc Campbell vs. Georgia Tech, Jan. 26, 1984
Season:	32	by Bobby Conrad, 1978-79
Career:	62	by Bobby Conrad, 1976-80

GAMES PLAYED

Season:	36	by Trevor Booker, 2006-07
		by Vernon Hamilton, 2006-07
		by Cliff Hammonds, 2006-07
		by James Mays, 2006-07
		by Sam Perry, 2006-07
		by David Potter, 2006-07
		by K.C. Rivers, 2006-07
		by Raymond Sykes, 2006-07
		by Rod Hall, 2013-14
		by Damarcus Harrison, 2013-14
		by K.J. McDaniels, 2013-14
Career:	134	by Cliff Hammonds, 2004-08
		by K.C. Rivers, 2005-09
		by Trevor Booker, 2006-10
		by David Potter, 2006-10

GAMES STARTED

Season:	36	by Trevor Booker, 2006-07
		by Vernon Hamilton, 2006-07
		by Cliff Hammonds, 2006-07
		by Rod Hall, 2013-14
Career:	134	by Trevor Booker, 2006-10
Consecutive Starts:	134	by Trevor Booker, 2006-10

MINUTES PLAYED


Game:	55	by Vincent Hamilton vs. Duke, Feb. 24, 1982
Season:	1,250	by Terrell McIntyre, 1998-99
Career:	4,285	by Cliff Hammonds, 2004-08

MINUTES PER GAME

Season:	39.04	by Butch Zatezalo, 1968-69
Career:	38.2	by Butch Zatezalo, 1967-70

MOST WINS

Season:	26	by Elden Campbell, 1989-90
		by Marion Cash, 1989-90
		by Dale Davis, 1989-90
		by Derrick Forrest, 1989-90
		by Kirkland Howling, 1989-90
		by Sean Tyson, 1989-90
		by David Young, 1989-90
Career:	93	by Trevor Booker, 2006-10
		by David Potter, 2006-10
	91	by K.C. Rivers, 2005-09
	88	by Jerai Grant, 2007-11
	85	by Raymond Sykes, 2005-09
		by Demontez Stitt, 2007-11



DALE DAVIS POSTED 20 DOUBLE-DOUBLES IN THE 1989-90 SEASON.

INDIVIDUAL GAME BESTS

CLEMSON INDIVIDUAL SCORING

#	Name	Site-Opponent	Date
58	James Erwin	N2-Butler Guards	2-9-1912
50	J.W. Stribling	H-Erskine	2-17-1916
46	Bill Yarborough	H-South Carolina	1-18-1955
46	Butch Zatezalo	A-Wake Forest	2-18-1969
43	Butch Zatezalo	N1-NC State	2-14-1970
43	Will Solomon	H-Virginia	1-15-2000
41	Will Solomon	H-Georgia Tech	1-24-2001
40	Bill Yarborough	H-Virginia	12-17-1954
39	Choppy Patterson	H-The Citadel	12-17-1960
38	Bill Yarborough	H-Duke	1-11-1956
38	Butch Zatezalo	H-Wake Forest	2-27-1969
38	Skip Wise	H-Pennsylvania	11-30-1974
37	Garry Helms	H-Georgia Tech	2-22-1966
37	Will Solomon	A-Penn State	12-1-1999
36	Bill Yarborough	H-Wake Forest	2-26-1955
36	Butch Zatezalo	H-Duke	1-20-1968
36	Edward Scott	H-Florida State	2-23-2002

N1 - Charlotte, N.C.; N2 - Greenville, S.C.

OPPONENT INDIVIDUAL SCORING

#	Name	Site-Opponent	Date
56	Darrell Floyd	A-Furman	2-24-1955
49	Pete Maravich	N1-Louisiana State	12-20-1969
45	George Glamack	A-North Carolina	2-10-1941
45	Buzz Wilkinson	A-Virginia	2-14-1955
45	Lennie Rosenbluth	H-North Carolina	1-14-1956
45	Lennie Rosenbluth	N2-North Carolina	3-7-1957
44	Grady Wallace	A-South Carolina	3-2-1957
43	Hawkeye Whitney	H-NC State	1-30-1979
42	Bob McCarthy	A-Virginia	2-13-1956
42	Tate Armstrong	A-Duke	2-24-1976

N1 - Charlotte, N.C.; N2 - Raleigh, N.C.

CLEMSON POINTS PER MINUTE

(Minimum 15 Points Scored since 1968-69)

Ratio	Pts-Min	Player	Site-Opponent	Date
3.00	18-6	Gabe DeVoe	H- NC State	3-3-2015
2.17	17-8	Anthony Jenkins	H-Wake Forest	2-16-1983
1.29	18-14	Shawan Robinson	H-Bethune-Cookman	11-18-2005
1.24	26-21	Elden Campbell	N2-Florida International	12-29-1987
1.20	30-25	Anthony Jenkins	H-Duke	3-2-1983
1.20	24-20	Horace Grant	H-Florida International	1-12-1987
1.20	24-20	K.C. Rivers	H-Western Carolina	12-23-2006
1.18	26-22	Stan Rome	H-Tennessee Tech	12-11-1976
1.18	26-22	Rayfield Ragland	H-Miami (Fla.)	12-20-1994
1.17	21-18	Cliff Hammonds	H-East Tennessee State	12-9-2005
1.16	43-37	Will Solomon	H-Virginia	1-15-2000
1.15	46-40	Butch Zatezalo	H-Wake Forest	2-18-1969
1.15	23-20	Marty Patterson	H-Duke	2-27-1974
1.15	23-20	Colon Abraham	H-Roanoke	2-26-1977

N1 - Charlotte, N.C.; N2 - Tampa, Fla.; Note: Anthony Jenkins has the record for 10 points or more with 11 points in two minutes (5.5) vs. Washington in Anchorage, Alaska, Nov. 28, 1983.

OPPONENT POINTS PER MINUTE

(Minimum 15 Points Scored)

Ratio	Pts-Min	Player	Site-Opponent	Date
1.40	56-40	Darrell Floyd	A-Furman	2-24-1955
1.37	41-30	Kenny Smith	H-North Carolina	1-28-1987
1.33	20-15	Jo Jo Hunter	A-Maryland	1-16-1978
1.29	27-21	Walter Davis	H-North Carolina	1-9-1974
1.26	29-23	Bob Verga	A-Duke	1-12-1965
1.228	43-34	Hawkeye Whitney	H-NC State	1-30-1979
1.225	49-40	Pete Maravich	H-Louisiana State	12-20-1969
1.19	19-16	B.J. Elder	H-Georgia Tech	2-6-2002
1.18	33-28	Pete Maravich	A-Louisiana State	1-24-1968
1.17	42-36	Tate Armstrong	A-Duke	2-25-1976
1.17	21-18	Kyle Julius	N1-Furman	12-29-1999

N1 - Greenville, S.C.

HIGHEST SCORING % OF TEAM'S POINTS - CLEMSON

%	Pts-Team	Player	Site-Opponent	Date
.744	58-78	James Erwin	N1-Butler Guards	2-9-1912
.548	46-84	Butch Zatezalo	A-Wake Forest	2-18-1969
.544	31-57	Jaron Blossomgame	H-Virginia	3-1-2016
.529	46-87	Bill Yarborough	H-South Carolina	1-18-1955
.524	33-63	Bill Yarborough	H-Maryland	1-8-1955
.518	29-56	Bill Yarborough	A-Presbyterian	2-1-1955
.514	36-70	Butch Zatezalo	H-Duke	2-20-1968
.512	43-84	Butch Zatezalo	N2-NC State	2-14-1970
.507	38-75	Skip Wise	H-Pennsylvania	11-30-1974

N1 - Greenville, S.C.; N2 - Charlotte, N.C.

HIGHEST SCORING % OF TEAM'S POINTS - OPPONENT

%	Pts-Team	Player	Site-Opponent	Date
.597	43-72	Hawkeye Whitney	H-NC State	1-30-1979
.592	45-76	George Glamack	A-North Carolina	2-10-1941
.556	45-81	Lennie Rosenbluth	N1-North Carolina	3-7-1957

.507	36-71	Mark Macon	H-Temple	1-19-1991
.494	39-79	Harold Deane	H-Virginia	1-10-1996
.492	30-61	Jason Stewart	H-Furman	12-16-1995
.488	20-41	Tim Duncan	H-Wake Forest	1-21-1996
.486	35-72	Rich Yunkus	A-Georgia Tech	1-6-1971
.483	28-58	Damous Anderson	H-Florida State	2-12-2000
.479	35-73	Vince Taylor	A-Duke	3-24-1982
.475	29-61	Lee Raker	A-Virginia	1-20-1979

N1 - Raleigh, N.C.

POINTS BY 2 PLAYERS - CLEMSON

Pts	Players	Site-Opponent	Date
74	Ja. Erwin 58, Jo. Erwin 16	N1-Butler Guards	2-9-1912
64	Zatezalo 46, Thomas 18	A-Wake Forest	2-18-1969
62	Helms 37, Gardner 25	H-Georgia Tech	2-22-1966
62	Ra. Mahaffey 34, Ri. Mahaffey 28	H-Virginia	1-14-1967
62	Ragland 32, Gray 30	A-Charleston Southern	12-1-1993
61	Yarborough 46, Holzschuh 15	H-South Carolina	1-18-1955
61	Yarborough 34, Holzschuh 27	H-Georgia	2-21-1955
61	Zatezalo 35, Yates 26	H-Virginia	2-24-1969
60	Scott 30, Stockman 30	H-Wake Forest	2-13-2002

N1 - Greenville, S.C.

POINTS BY 2 PLAYERS - OPPONENT

Pts	Players	Site-Opponent	Date
75	Floyd 56, Thomas 19	A-Furman	2-24-1955
71	Hemric 41, Davis 30	A-Wake Forest	2-4-1955
71	Wilkinson 45, McCarthy 26	A-Virginia	2-14-1955
70	Maravich 49, Hester 21	H-Louisiana State	12-20-1969
69	Wallace 44, Perizola 25	A-South Carolina	3-2-1957
67	Hansbrough 39, Ellington 28	A-North Carolina	2-10-2008
66	Hemric 37, Brooks 29	H-Wake Forest	2-19-1952
65	Jackson 36, Jacobson 29	N1-Minnesota	3-20-1997

N1 - NCAA Midwest Regional at San Antonio, Texas

CLEMSON INDIVIDUAL FIELD GOALS

#	(Att)	Name	Site-Opponent	Date
29	(NA)	James Erwin	N2-Butler Guards	2-9-1912
19	(38)	Butch Zatezalo	A-Wake Forest	2-18-1969
17	(NA)	Bill Yarborough	H-South Carolina	1-18-1955
17	(NA)	Choppy Patterson	H-The Citadel	12-17-1960
17	(31)	Skip Wise	H-Pennsylvania	11-30-1974
16	(20)	Garry Helms	H-Georgia Tech	2-22-1966
16	(28)	Butch Zatezalo	H-Virginia	2-24-1969
16	(32)	Butch Zatezalo	N1-NC State	2-14-1970

N1 - Charlotte, N.C.; N2 - Greenville, S.C.

OPPONENT INDIVIDUAL FIELD GOALS

#	(Att)	Name	Site-Opponent	Date
22	(NA)	Darrell Floyd	A-Furman	2-24-1955
22	(30)	Pete Maravich	N3-Louisiana State	12-20-1969
19	(31)	Lennie Rosenbluth	N1-North Carolina	3-7-1957
18	(NA)	Grady Wallace	A-South Carolina	3-2-1957
18	(29)	Tate Armstrong	A-Duke	2-25-1976
18	(31)	Hawkeye Whitney	H-NC State	1-30-1979
17	(NA)	Frank Selvy	A-Furman	1-12-1954
17	(22)	David Thompson	A-NC State	2-4-1973
17	(20)	Dick Miller	H-Niagara	1-3-1973
17	(25)	Albert King	N2-Maryland	2-29-1980
17	(23)	Frank Burnell	H-Stetson	11-28-1981

N1 - Raleigh, N.C.; N2 - Greensboro, N.C.; N3 - Charlotte, N.C.

CLEMSON INDIVIDUAL FIELD GOAL ATTEMPTS

FGA	FGM	Name	Site-Opponent	Date
42	13	Bill Yarborough	H-NC State	12-14-1955
38	19	Butch Zatezalo	A-Wake Forest	2-18-1969
37	11	Butch Zatezalo	H-Furman	1-4-1968
32	16	Butch Zatezalo	N1-NC State	2-14-1970
31	17	Skip Wise	H-Pennsylvania	11-30-1974
30	17	Choppy Patterson	H-The Citadel	12-17-1960
30	13	Jim Brennan	N2-Baylor	12-30-1963
30	11	Butch Zatezalo	H-South Carolina	1-6-1968
29	15	Choppy Patterson	A-Maryland	2-28-1961
29	10	Edward Scott	A-Wake Forest	3-1-2003

N1 - Charlotte, N.C.; N2 - El Paso, Texas

OPPONENT INDIVIDUAL FIELD GOAL ATTEMPTS

FGA	FGM	Name	Site-Opponent	Date
32	16	Alberto Baptiste	H-Rider	12-15-1979
32	10	Pete Maravich	H-Louisiana State	12-7-1968
31	18	Hawkeye Whitney	H-NC State	1-30-1979
31	11	Billy Cunningham	H-North Carolina	12-3-1963
30	22	Pete Maravich	N1-Louisiana State	12-20-1969
30	9	Walt Williams	H-Maryland	2-22-1992
29	18	Tate Armstrong	A-Duke	2-25-1976
29	14	Pete Maravich	A-Louisiana State	1-24-1968
28	14	Bob Verga	H-Duke	2-14-1967
28	11	Walt Williams	N1-Maryland	3-12-1992

N1 - Charlotte, N.C.

INDIVIDUAL GAME BESTS

CLEMSON INDIVIDUAL FIELD GOAL PERCENTAGE

(Min. 10 Attempts)

Pct	FG-FGA	Name	Site-Opponent	Date
.923	12-13	Larry Middleton	H-Rider	12-1-1985
.923	12-13	Horace Grant	H-Georgia State	11-28-1986
.923	12-13	Dale Davis	H-Georgia Tech	3-4-1989
.909	10-11	Stan Rome	H-Maryland	1-22-1975
.909	10-11	John Campbell	H-Furman	1-23-1980
.909	10-11	Elden Campbell	N1-Florida International	12-29-1987
.909	10-11	Devin Gray	A-Duke	1-27-1992
.909	10-11	Corey Wallace	H-Liberty	12-5-1992
.909	10-11	Sharone Wright	H-NC State	3-3-1993
.909	10-11	Elijah Thomas	H-Texas Southern	11-24-2017
.900	9-10	Chris Dodds	H-West Virginia Tech	12-16-1980
.900	9-10	Horace Grant	H-Florida International	1-12-1987
.900	9-10	Dale Davis	A-The Citadel	11-28-1989
.900	9-10	Andre Bovain	N2-Texas	12-28-1991
.900	9-10	Devin Gray	A-West Virginia	3-21-1994
.900	9-10	Sharone Wright	H-Appalachian State	1-24-1994

N1 - Tampa, Fla.; N2 - El Paso, Texas. Miscellaneous - Highest Perfect Game: 9-9 by Tree Rollins vs. Boston College at Milwaukee, Wis., 12-28-76; Best % (Min. 20 Att.): .800 (16-20) by Gary Helms vs. Georgia Tech at Clemson, S.C., 2-22-66; Best % (Min. 30 Att.): .567 (17-30) by Choppy Patterson vs. The Citadel, 12-17-60

OPPONENT INDIVIDUAL FIELD GOAL PERCENTAGE

(Min. 10 Attempts)

Pct.	FG-FGA	Name	Site-Opponent	Date
1.00	10-10	Mike Crenshaw	H-Georgia	12-5-1963
1.00	10-10	Matt Geiger	A-Georgia Tech	3-8-1992
.933	14-15	Keith Gatlin	H-Maryland	2-17-1985
.909	10-11	Rick Katherman	H-Duke	2-4-1970
.909	10-11	Vann Williford	H-NC State	2-1-1969
.909	10-11	Brent Kell	N1-Evansville	12-27-1993
.909	10-11	Kenny Holmes	A-South Carolina	2-6-1982
.900	9-10	Wally Walker	H-Virginia	1-25-1976
.900	9-10	Rick Carlisle	A-Virginia	1-22-1983

N1 - Honolulu, Hawaii.

3-POINT GOALS - CLEMSON

Made	Att	Name	Site-Opponent	Date
8	20	Marcus Reed	A-Virginia Tech	2-21-2018
8	12	Will Solomon	H-Virginia	1-15-2000
8	12	Tony Stockman	A-North Carolina	2-27-2002
8	11	Terrell McIntyre	A-Florida State	1-12-1999
8	11	K.C. Rivers	A-Virginia	2-7-2008
8	10	David Young	H-Wake Forest	1-12-1991
8	10	Chris Whitney	A-North Carolina	2-17-1993
7	16	Lou Richie	N1-Evansville	12-27-1993
7	13	Terrell McIntyre	H-Florida State	2-14-1999
7	13	Will Solomon	N2-North Carolina	3-9-2001
7	13	Tony Stockman	N3-Morris Brown	11-17-2001
7	11	Gabe DeVoe	H-Pittsburgh	2-8-18
7	10	Jordan Roper	H-Florida State	1-2-2016
7	10	K.C. Rivers	A-Virginia Tech	1-29-2009
7	10	Chris Whitney	A-Maryland	1-25-1992
7	10	Chris Whitney	A-Georgia Tech	3-8-1992
7	9	Andre Young	H-Georgia Tech	1-21-2012
7	7	Marc Campbell	H-Virginia	2-23-1983
7	7	Marc Campbell	A-Maryland	2-19-1983

N1 - Honolulu, Hawaii; N2 - Atlanta, Ga.; N3 - Virgin Islands

3-POINT GOALS - OPPONENTS

Made	Att	Name	Site-Opponent	Date
11	17	Craig Dawson	H-Wake Forest	2-13-2002
8	15	Harold Deane	H-Virginia	1-10-1996
8	15	Rashod Johnson	N4-W. Michigan	3-13-1998
8	13	Mark Macon	H-Temple	1-19-1991
8	13	Rashad McCants	A-North Carolina	3-2-2004
8	11	Jeff McInnis	H-North Carolina	2-14-1996

7	14	Bernard Barrow	H-George Washington	12-22-1999
7	13	William Cook	N1-Appalachian State	12-10-1994
7	13	Jason Stewart	H-Furman	12-16-1995
7	12	Peca Arsic	N3-Delaware	11-29-1996
7	12	Darius Lane	H-Seton Hall	11-21-2000
7	13	Ian Chadwick	H-Wofford	11-21-1999
7	11	Ian Andersen	A-Charlotte	11-22-2008
7	11	Todd Billet	H-Virginia	1-18-2003
7	10	Shane Battier	H-Duke	3-1-2000
7	9	Shaun Fein	H-Georgia Tech	1-24-2001

N1 - Greensboro, N.C.; N2 - Miami, Fla.; N3 - San Juan, PR; N4 - Chicago, Ill.

3-POINT ATTEMPTS - CLEMSON

Att	Made	Name	Site-Opponent	Date
20	8	Marcus Reed	A-Virginia Tech	2-21-2018
16	7	Lou Richie	N2-Evansville	12-27-1993
16	5	Terrell McIntyre	N1-Florida State	3-4-1999
14	6	Tony Stockman	A-Florida State	1-24-2002
13	7	Terrell McIntyre	H-Florida State	2-14-1999
13	7	Will Solomon	N3-North Carolina	3-9-2001
13	7	Tony Stockman	N4-Morris Brown	11-17-2001
13	6	Tony Stockman	A-Maryland	1-20-2002
13	5	Terrence Oglesby	A-North Carolina	1-21-2009
13	4	Terrence Oglesby	H-Georgia Tech	1-25-2009
13	3	Terrell McIntyre	A-Virginia	2-21-1998

N1 - Charlotte, N.C.; N2 - Honolulu, Hawaii; N3 - Atlanta, Ga.; N4 - Virgin Islands

3-POINT ATTEMPTS - OPPONENTS

Att	Made	Name	Site-Opponent	Date
22	6	Walt Williams	H-Maryland	2-22-1992
17	11	Craig Dawson	H-Wake Forest	2-23-2002
17	4	Levell Sanders	A-Seton Hall	12-19-1997
15	8	Harold Deane	H-Virginia	1-10-1996
15	8	Rashod Johnson	N1-Western Michigan	3-13-1998
15	6	Curtis Staples	A-Virginia	2-21-1998
15	3	Tony Rutland	H-Wake Forest	1-21-1996
15	2	Dave Mooney	H-Coastal Carolina	12-12-1987

N1 - Chicago, Ill.

3-POINT PERCENTAGE - CLEMSON

(Min. 5 Made)

Pct.	Md-At	Name	Site-Opponent	Date
1.000	7-7	Marc Campbell	A-Maryland	2-19-1983
1.000	7-7	Marc Campbell	H-Virginia	2-23-1983
1.000	5-5	Michael Tait	H-Virginia	1-31-1987
1.000	5-5	Corey Wallace	A-West Virginia	3-21-1994
1.000	5-5	Gabe DeVoe	H-Texas Southern	11-24-2017
.857	6-7	Michael Tait	N1-Wake Forest	1-10-1987
.857	6-7	Rayfield Ragland	A-Charleston Southern	12-1-1993
.857	6-7	Bruce Martin	A-Maryland	2-25-1995
.857	6-7	Andrius Jurkunas	A-NC State	2-27-2000
.857	6-7	Will Solomon	H-North Carolina	2-6-2000
.857	6-7	Shawn Robinson	H-Hampton	11-19-2004
.857	6-7	Terrence Oglesby	A-East Carolina	12-5-2007
.833	5-6	Marc Campbell	A-Duke	1-29-1983
.833	5-6	Anthony Jenkins	H-Wake Forest	2-16-1983
.833	5-6	Michael Brown	H-North Carolina	1-28-1987
.833	5-6	Michael Tait	H-Winthrop	1-26-1987
.833	5-6	Andrius Jurkunas	A-Miami (Fla.)	12-23-1995
.833	5-6	Tony Christie	H-Virginia	1-20-1998
.833	5-6	Edward Scott	H-Florida State	2-23-2002
.833	5-6	Shawn Robinson	H-North Carolina	1-31-2004
.833	5-6	Troy Mathis	N2-Puerto Rico-Mayaguez	12-19-2005
.833	5-6	Cliff Hammonds	H-Boston College	1-20-2007
.833	5-6	David Potter	A-Liberty	11-17-2009
.833	5-6	Jordan Roper	H-Virginia Tech	2-14-2015

Consecutive Made: 14 by Marc Campbell vs. Maryland, Virginia, 1982-83; 10 by Michael Tait vs. South Carolina, NC State, 1986-87


N1 - Greensboro, N.C.; N2 - San Juan, Puerto Rico

3-POINT GOAL PERCENTAGE - OPPONENTS

(Minimum 5 Made)

Pct.	Md-At	Name	Site-Opponent	Date
1.000	6-6	Sam Cassell	H-Florida State	1-20-1993
.857	6-7	Frank Young	N5-West Virginia	3-29-2007
.857	6-7	Joe Rahon	A-Boston College	2-2-2013
.833	5-6	Matt Doherty	N1-North Carolina	3-11-1983
.833	5-6	Rusty LaRue	H-Wake Forest	1-22-1994
.833	5-6	Travis Best	A-Georgia Tech	2-1-1995
.777	7-9	Shaun Fein	H-Georgia Tech	1-24-2001
.727	8-11	Jeff McInnis	H-North Carolina	2-14-1996
.714	5-7	Ralph Lewis	N2-Saint Mary's	3-16-1989
.714	5-7	Brian Howard	A-NC State	1-3-1990
.714	5-7	Tom Gugliotta	H-NC State	2-10-1991
.714	5-7	Matt Santangelo	N3-Gonzaga	11-23-1997
.714	5-7	Kyle Julius	N4-Furman	12-29-1999

N1 - Atlanta, Ga.; N2 - Boise, Idaho; N3 - Fairbanks, Alaska; N4 - Greenville, S.C.; N5 - New York, N.Y.



MARCE CAMPBELL MADE
14 CONSECUTIVE THREE-
POINT GOALS OVER THE
COURSE OF BACK TO BACK
GAMES IN 1983.



INDIVIDUAL GAME BESTS

CLEMSON INDIVIDUAL FREE THROWS MADE

Made	Att	Name	Site-Opponent	Date
17	17	Butch Zatezalo	H-Maryland	1-15-1968
16	17	Butch Zatezalo	H-Wake Forest	2-27-1969
16	18	Milton Jennings	H-Virginia Tech	1-27-2013
15	18	Bill Yarborough	A-Maryland	2-14-1956
14	18	Jim Brennan	H-Virginia	2-29-1964
14	16	Richie Mahaffey	H-Virginia	1-14-1967
14	16	Bill Yarborough	H-Duke	1-11-1956

OPPONENT INDIVIDUAL FREE THROWS MADE

Made	Att	Name	Site-Opponent	Date
22	26	Steve Nye	H-Presbyterian	12-4-1952
20	23	Malcolm Delaney	A-Virginia Tech	2-6-2010
19	24	Lennie Rosenbluth	A-North Carolina	1-14-1956
18	22	Pete Maravich	H-Louisiana State	12-7-1968
17	20	Bucky Allen	H-Duke	12-4-1956
17	19	Steve Lawrence	A-Furman	2-10-1966
17	19	Charlie Davis	A-Wake Forest	2-18-1969
17	19	Tyler Hansbrough	A-North Carolina	2-10-2008
17	18	Jerry Smith	H-Furman	12-30-1961

CLEMSON INDIVIDUAL FREE THROW ATTEMPTS

Att	Made	Name	Site-Opponent	Date
19	10	Dale Davis	H-SC State	12-17-1990
19	8	Chris Hobbs	H-Wake Forest	2-13-2002
18	13	Butch Zatezalo	H-South Carolina	1-6-1968
18	15	Bill Yarborough	A-Maryland	2-14-1956
18	14	Jim Brennan	H-Virginia	2-29-1964
18	13	Vince Yockel	A-The Citadel	1-30-1956
18	11	Horace Grant	H-Wake Forest	2-18-1987
18	10	Dale Davis	H-Western Carolina	1-16-1991
18	10	Dale Davis	H-Wisconsin-Green Bay	12-8-1990
18	16	Milton Jennings	H-Virginia Tech	1-27-2013
17	17	Butch Zatezalo	H-Maryland	1-15-1968
17	16	Butch Zatezalo	H-Wake Forest	2-27-1969
17	13	Choppy Patterson	A-Syracuse	12-2-1960
17	13	Bud Martin	H-Furman	1-19-1972
17	12	Vince Yockel	N1-Miami (Fla.)	1-5-1956
17	12	Butch Zatezalo	H-NC State	2-1-1969
17	11	Randy Mahaffey	H-NC State	2-4-1967
17	11	Richie Mahaffey	H-Maryland	1-15-1968
17	10	Vernon Hamilton	H-Florida State	2-27-2005
17	9	Vince Yockel	H-Virginia	1-3-1958
17	8	Trevor Booker	H-Western Carolina	12-22-2009

N1 - Mobile, Ala.

OPPONENT INDIVIDUAL FREE THROW ATTEMPTS

Att	Made	Name	Site-Opponent	Date
26	22	Steve Nye	H-Presbyterian	12-4-1952
24	19	Lennie Rosenbluth	A-North Carolina	1-14-1956
23	20	Malcolm Delaney	A-Virginia Tech	2-6-2010
22	18	Pete Maravich	H-Louisiana State	12-7-1968
22	13	Joe Smith	A-Maryland	2-25-1995
21	16	Harry Daniels	A-The Citadel	12-16-1961
20	17	Bucky Allen	H-Duke	12-4-1956
20	10	Dickie Hemric	H-Wake Forest	1-14-1953
19	17	Steve Lawrence	A-Furman	2-10-1966
19	17	Charlie Davis	A-Wake Forest	2-18-1969
19	17	Tyler Hansbrough	A-North Carolina	2-10-2008
19	14	Alvin Jones	H-Georgia Tech	1-24-2001
19	12	John Adams	H-Presbyterian	1-15-1956

CLEMSON HIGHEST INDIVIDUAL PERFECT FREE THROW SHOOTING GAMES

#-Att	Name	Site-Opponent	Date
17-17	Butch Zatezalo	H-Maryland	1-15-1968
13-13	Butch Zatezalo	A-Furman	1-23-1969
12-12	Dick Yearly	N2-North Carolina	12-8-1956
12-12	Bobby Conrad	N1-Wake Forest	2-7-1979
12-12	Fred Gilliam	A-South Carolina	12-6-1980
11-11	Butch Zatezalo	A-Furman	1-23-1969
11-11	David Angel	H-NC State	1-20-1973
11-11	Marty Patterson	H-Duke	2-27-1974

N1 - Greensboro, N.C.; N2 - Charlotte, N.C.

OPPONENT HIGHEST INDIVIDUAL PERFECT FREE THROW SHOOTING GAMES

#-Att	Name	Site-Opponent	Date
16-16	Paul Long	H-Wake Forest	1-31-1967
16-16	Charlie Davis	H-Wake Forest	2-28-1970
14-14	Doug Edwards	A-Florida State	2-8-1992
14-14	Matt Heldman	A-Illinois	12-13-1997
13-13	Bruce Grim	A-Furman	1-27-1977
12-12	Jerry Smith	A-Furman	1-29-1962
12-12	Dick Esleek	A-Furman	1-23-1969
12-12	Charlie Davis	H-Wake Forest	2-27-1969
12-12	Chuck Eidson	A-South Carolina	2-12-2003
11-11	Walter Davis	H-North Carolina	1-9-1974
11-11	John Roche	H-South Carolina	1-26-1970

11-11	Zam Fredrick	H-South Carolina	2-8-1981
11-11	Steve Bucknall	A-North Carolina	2-25-1989
11-11	Cherokee Parks	A-Duke	1-4-1995
11-11	Justin Gray	A-Wake Forest	3-1-2003

CLEMSON INDIVIDUAL REBOUNDS

#	Name	Site-Opponent	Date
30	Tommy Smith	H-Georgia	2-21-1955
25	Donnie Mahaffey	H-Georgia	1-3-1963
24	Donnie Mahaffey	H-The Citadel	1-14-1963
24	Tree Rollins	N1-Delaware	12-28-1973
23	Tree Rollins	H-Tennessee Tech	12-11-1976
23	Tree Rollins	H-Maryland	1-19-1977
22	David Angel	N1-Auburn	12-30-1971
22	Tree Rollins	H-Harvard	11-28-1975
22	Tree Rollins	H-Baptist	12-6-1975
21	Earle Maxwell	N2-North Carolina	2-18-1961
21	David Angel	H-Virginia	1-27-1973
21	Dale Davis	H-North Carolina	2-1-1989
21	Dale Davis	H-SC State	12-17-1990

N1 - Greenville, S.C.; N2 - Charlotte, N.C.

OPPONENT INDIVIDUAL REBOUNDS

#	Name	Site-Opponent	Date
36	Dickie Hemric	A-Wake Forest	2-4-1955
29	Paul Silas	H-Creighton	12-15-1962
28	Ronnie Shavlik	A-NC State	2-4-1956
28	Fred Lentz	H-South Carolina	3-2-1957
27	Billy Cunningham	N1-North Carolina	2-16-1963
25	Dave Cowens	A-Florida State	1-22-1970
25	Tom Owens	N1-South Carolina	2-13-1970
23	Pete Brennan	H-North Carolina	1-18-1958
23	Jim Fox	H-South Carolina	2-13-1965
23	J.J. Hickson	A-NC State	2-16-2008
21	Ronnie Shavlik	NC State	2-5-1955
21	George Stepanovich	NC State	1-31-1959
21	Mike Lewis	A-Duke	1-9-1968
21	Will Hetzel	H-Maryland	2-22-1969
21	Tom Burleson	A-NC State	1-17-1972

N1 - Charlotte, N.C.

CLEMSON INDIVIDUAL OFFENSIVE REBOUND BESTS

(Since 1978-79)

Reb	Name	Site-Opponent	Date
11	Dale Davis	H-SC State	12-17-1990
11	Harold Jamison	H-South Carolina	12-17-1997
10	Horace Grant	H-Georgia State	12-18-1985
10	Horace Grant	H-Wake Forest	2-18-1987
10	Dale Davis	H-Duke	3-2-1988
10	Sharone Wright	A-UAB	3-22-1993
10	Sharrod Ford	H-Georgia Tech	2-28-2004
10	James Mays	A-Maryland	1-13-2007
9	Horace Grant	H-Duke	2-26-1986
9	Dale Davis	A-Maryland	1-9-1988
9	Dale Davis	N1-Middle Tennessee	12-27-1988
9	Dale Davis	A-NC State	1-3-1990
9	Dale Davis	H-Furman	12-2-1990
9	Dale Davis	N2-Florida Atlantic	12-21-1990
9	Dale Davis	H-Georgia Tech	3-2-1991
9	Sharone Wright	N3-Appalachian State	12-28-1992
9	Devin Gray	A-Florida State	2-20-1993
9	Sharrod Ford	A-Miami	1-26-2005

N1 - Portland, Ore.; N2 - Miami, Fla.; N3 - Charlotte, N.C.

DUNKS BY CLEMSON

Dunks	Name	Site-Opponent	Date
8	Tree Rollins	H-Wake Forest	1-15-1977
7	Moose Campbell	H-North Carolina	1-2-1980
7	Sharone Wright	H-Appalachian State	1-24-1994
7	Harold Jamison	H-Butler	3-18-1999
6	Larry Nance	H-Illinois Tech	12-13-1980
6	Harold Jamison	H-NC State	1-5-1999
6	Akin Akingbala	H-Georgia Tech	3-4-2006
6	K.J. McDaniels	A-Virginia Tech	2-4-2012

CHARGES TAKEN BY CLEMSON

CT	Name	Site-Opponent	Date
4	Marvin Dickerson	H-North Carolina	1-27-1979
4	Bobby Conrad	H-North Carolina	1-27-1979
4	Marc Campbell	A-Georgia Tech	1-26-1984

CLEMSON INDIVIDUAL ASSISTS

#	Name	Site-Opponent	Date
20	Grayson Marshall	H-Maryland-Eastern Shore	11-25-1985
18	Derrick Johnson	N1-Boston College	12-28-1976
16	Derrick Johnson	H-Buffalo	12-14-1976
16	Edward Scott	H-Wake Forest	2-13-2002
15	Mike Eppley	H-Saint Francis (N.Y.)	1-4-1983

INDIVIDUAL GAME BESTS

14	Chris Whitney	H-Liberty	12-5-1992
14	Edward Scott	H-Charleston Southern	12-22-2001
13	Grayson Marshall	A-Middle Tennessee	3-13-1986
13	Lou Richie	H-Florida State	2-19-1994
13	Lou Richie	H-Southern Mississippi	3-17-1994
13	Edward Scott	H-NC State	1-15-2002

N1 - Milwaukee, Wis.; N2 - Little Rock, Ark.; N3 - Greensboro, N.C.

OPPONENT INDIVIDUAL ASSISTS

#	Name	Site-Opponent	Date
17	Tyrone Bogues	N1-Wake Forest	1-10-1987
14	Brian Oliver	A-Georgia Tech	1-25-1989
13	Sidney Lowe	A-NC State	2-4-1981
13	Sidney Lowe	A-NC State	2-9-1983
13	Neal Murray	H-Middle Tennessee	12-15-1984
13	Steve Hale	A-North Carolina	2-23-1985
13	Drew Barry	A-Georgia Tech	3-13-1993
13	Steve Blake	A-Maryland	1-20-2002
13	Greivis Vasquez	A-Maryland	2-24-2010
13	Kendall Marshall	A-North Carolina	2-18-2012

N1 - Greensboro, N.C.

CLEMSON INDIVIDUAL BLOCKED SHOTS

#	Name	Site-Opponent	Date
10	Tree Rollins	H-Presbyterian	12-13-1975
10	Tree Rollins	H-Jacksonville	12-16-1976
10	Tree Rollins	H-Duke	2-23-1977
10	Sharone Wright	H-UNC Greensboro	12-12-1992
10	Sharone Wright	H-Maryland	1-26-1993
9	Tree Rollins	H-Saint John's	12-1-1973
9	Tree Rollins	H-Maryland	1-22-1975
9	Sharrod Ford	A-Maryland	2-22-2005
8	Tree Rollins	H-Virginia	1-26-1974
8	Tree Rollins	H-Furman	12-29-1973
8	Tree Rollins	A-Furman	1-23-1974
8	Tree Rollins	H-Virginia	1-25-1975
8	Tree Rollins	H-NC State	2-22-1975
8	Tree Rollins	H-North Carolina	1-20-1977
8	Tree Rollins	H-North Carolina	1-29-1977
8	Elden Campbell	H-Florida International	1-12-1987
8	Elden Campbell	H-Radford	12-9-1989
8	Sharone Wright	N1-Maryland	3-12-1992
8	Sharone Wright	H-Duke	1-15-1994
8	Sharrod Ford	H-East Tennessee State	12-15-2003
8	Trevor Booker	H-North Carolina	1-17-2007
8	Jerai Grant	H-East Carolina	12-29-2010

8	Landry Nnoko	A-Virginia Tech	2-6-2016
---	--------------	-----------------	----------

N1 - Charlotte, N.C.

OPPONENT INDIVIDUAL BLOCKED SHOTS

#	Name	Site-Opponent	Date
10	Cherokee Parks	N2-Duke	3-11-1994
7	Mike Gminski	A-Duke	2-20-1980
7	Tim Duncan	A-Wake Forest	1-21-1995
7	Sam Harris	H-Old Dominion	11-18-2007
6	Mike Gminski	N1-Duke	3-3-1977
6	Derrick Lewis	A-Maryland	1-16-1985
6	Cedric Lewis	A-Maryland	1-5-1991
6	Mark Strickland	H-Temple	1-19-1991
6	Brendan Haywood	A-North Carolina	1-17-2001
6	Matt Minoff	H-Yale	1-2-2002
6	Jarvis Varnado	A-Mississippi State	11-15-2007

N1 - Greensboro, N.C.; N2 - Charlotte, N.C.

CLEMSON INDIVIDUAL STEALS

#	Name	Site-Opponent	Date
7	Stan Rome	H-Maryland	1-19-1977
7	Devin Gray	H-The Citadel	12-19-1992
7	Terrell McIntyre	H-Georgia Tech	3-1-1998
7	K.C. Rivers	H-Duke	2-4-2009
7	Andre Young	H-Maryland	1-31-2010
6	Stan Rome	H-Maryland	2-11-1978
6	Fred Gilliam	H-Maryland	2-9-1980
6	Mike Eppley	A-South Carolina	1-27-1983
6	Michael Tait	H-Maryland	1-17-1987
6	Marion Cash	N1-Villanova	12-27-1989
6	David Young	H-Furman	12-2-1990
6	Corey Wallace	H-Howard	12-5-1992
6	Lou Richie	H-Florida State	2-19-1994
6	Iker Iturbe	H-NC State	3-1-1995
6	Greg Buckner	H-Maryland	12-4-1997
6	Edward Scott	N2-Duke	3-9-2000
6	Vernon Hamilton	H-UNC Asheville	11-23-2004
6	Cheyenne Moore	H-Georgia Tech	2-8-2005
6	Vernon Hamilton	H-Wofford	12-6-2005
6	Vernon Hamilton	H-North Carolina	1-17-2007
6	James Mays	H-Furman	11-12-2007
6	K.C. Rivers	N2-North Carolina	3-16-2008
6	Avry Holmes	H-Georgia Tech	2-13-2016

N1 - San Diego, Calif.; N2 - Charlotte, N.C.

OPPONENT INDIVIDUAL STEALS

#	Name	Site-Opponent	Date
10	Mo Rivers	A-NC State	1-12-1974
10	Zakee Wadood	H-ETSU	12-15-2003
7	Steve Dade	H-Catholic	11-24-1978
7	Mark Price	A-Georgia Tech	1-26-1984
7	Nate McMillian	H-NC State	2-5-1986
7	Chad Leonard	H-The Citadel	12-18-1994
7	Delvon Arrington	H-Florida State	2-23-2002
7	Javaris Crittenton	A-Georgia Tech	2-3-2007

THE 20-20 CLUB

(20 Points & 20 Rebounds in the Same Game)

By Clemson


Pts-Reb	Name	Site-Opponent	Date
23-30	Tommy Smith	H-Georgia	2-21-1955
21-20	Earle Maxwell	H-Virginia	2-3-1961
25-20	Tommy Mahaffey	H-South Carolina	2-21-1961
20-20	Donnie Mahaffey	A-Virginia Military	1-28-1963
21-20	Donnie Mahaffey	H-Virginia	2-8-1963
27-22	David Angel	N1-Auburn	12-30-1971
22-20	Tree Rollins	H-Saint John's	12-1-1973
28-23	Tree Rollins	H-Tennessee Tech	12-11-1976
20-20	Tree Rollins	H-Georgia Tech	1-8-1977
22-23	Tree Rollins	H-Maryland	1-19-1977
21-20	Horace Grant	H-Georgia State	12-18-1985
33-20	Horace Grant	H-Wake Forest	2-18-1987
21-21	Dale Davis	H-North Carolina	2-1-1989
21-21	Dale Davis	H-SC State	12-17-1990

N1 - Greenville, S.C.

By Opponents

Pts-Reb	Name	Site-Opponent	Date
26-23	Pete Brennan	H-North Carolina	1-18-1958
21-21	Lee Shaffer	N-North Carolina	3-5-1959
27-20	Art Heyman	N1-Duke	3-2-1962
23-29	Paul Silas	H-Creighton	12-15-1962
27-20	Jim Barnes	A-Texas-El Paso	12-28-1963
30-23	Jim Fox	H-South Carolina	2-13-1965
33-21	Will Hetzel	H-Maryland	2-22-1969
29-25	Dave Cowens	A-Florida State	1-22-1970
22-25	Tom Owens	N2-South Carolina	2-13-1970
24-21	Tom Burleson	A-NC State	1-17-1972
22-20	Eric Williams	H-Wake Forest	1-11-2006

N1 - Raleigh, N.C.; N2 - Charlotte, N.C.



TOM MAHAFFEY
POSTED 25 POINTS
AND 20 REBOUNDS
IN 1961 AGAINST
SOUTH CAROLINA.



INDIVIDUAL SEASON BESTS

POINTS

1.	Bill Yarborough	1954-55	651
	Horace Grant	1986-87	651
3.	Butch Zatezalo	1968-69	645
4.	Terrell McIntyre	1998-99	627
	Will Solomon	1999-00	627
6.	K.J. McDaniels	2013-14	614
7.	Will Solomon	2000-01	591
8.	Jaron Blossomgame	2016-17	584
9.	Jaron Blossomgame	2015-16	580
10.	Elden Campbell	1989-90	575
11.	Butch Zatezalo	1969-70	564
12.	Billy Williams	1979-80	562
13.	Horace Grant	1985-86	556
14.	Marquise Reed	2017-18	553
15.	Butch Zatezalo	1967-68	552
16.	Vince Yockel	1955-56	544
17.	Dale Davis	1989-90	537
18.	Elden Campbell	1987-88	525
19.	Sharone Wright	1993-94	522
20.	Greg Buckner	1997-98	521

SCORING AVERAGE

1.	Bill Yarborough	1954-55	28.3
2.	Butch Zatezalo	1968-69	25.8
3.	Butch Zatezalo	1967-68	23.0
4.	Butch Zatezalo	1969-70	21.7
5.	Horace Grant	1986-87	21.0
6.	Vince Yockel	1955-56	20.92
7.	Will Solomon	1999-00	20.90
8.	Vince Yockel	1956-57	19.8
9.	Will Solomon	2000-01	19.7
10.	Garry Helms	1965-66	19.2

POINTS PER MINUTE

Rk	Player	Year	Pts	Min	Pt/M
1.	Butch Zatezalo	1968-69	645	976	.661
2.	Elden Campbell	1987-88	525	808	.650
3.	Horace Grant	1986-87	651	1010	.645
4.	Stan Rome	1976-77	427	680	.630
5.	Elden Campbell	1988-89	507	814	.623
6.	Anthony Jenkins	1982-83	209	340	.615
7.	Stan Rome	1975-76	304	508	.598
8.	Will Solomon	2000-01	591	998	.592
9.	Will Solomon	1999-00	627	1079	.581
10.	Terrence Oglesby	2007-08	356	619	.575

Note: Since 1968-69, minimum of 200 points scored

REBOUNDS

1.	Dale Davis	1989-90	395
2.	Sharone Wright	1993-94	362
3.	Tree Rollins	1976-77	359
4.	Horace Grant	1985-86	357
5.	Harold Jamison	1998-99	346
6.	Dale Davis	1990-91	340
7.	Tree Rollins	1974-75	328
8.	Ron Richardson	1951-52	327
9.	Tree Rollins	1973-74	316
10.	Sharone Wright	1992-93	314

REBOUND AVERAGE

1.	Ron Richardson	1951-52	13.6
2.	Tree Rollins	1976-77	12.8
3.	Marvin Robinson	1951-52	12.6
4.	Tree Rollins	1973-74	12.2
5.	Dale Davis	1990-91	12.1
6.	Tree Rollins	1974-75	11.7
7.	Richie Mahaffey	1967-68	11.5
8.	Charles Gage	1953-54	11.35
9.	Dale Davis	1989-90	11.29
10.	Tom Mahaffey	1960-61	11.27

DOUBLE-DOUBLES

1.	Dale Davis	1989-90	20
2.	Tree Rollins	1976-77	19
	Dale Davis	1990-91	19
4.	Sharone Wright	1993-94	18
5.	Tom Mahaffey	1960-61	16
	Tree Rollins	1973-74	16
	Horace Grant	1985-86	16
8.	Sharone Wright	1992-93	15
9.	Tree Rollins	1974-75	14
10.	Harold Jamison	1998-99	14

OFFENSIVE REBOUNDS

(Since 1978-79)

1.	Dale Davis	1989-90	166
2.	Horace Grant	1985-86	144
3.	Sharone Wright	1992-93	128
4.	Harold Jamison	1997-98	126
5.	Sharone Wright	1993-94	124
6.	Harold Jamison	1998-99	123
7.	Dale Davis	1990-91	122
8.	Sharone Wright	1991-92	120
9.	Sidy Djitte	2016-17	116
10.	Horace Grant	1986-87	114

FIELD GOALS MADE

1.	Horace Grant	1986-87	256
2.	Bill Yarborough	1954-55	247
3.	Billy Williams	1979-80	229
4.	Butch Zatezalo	1968-69	228
5.	Elden Campbell	1989-90	225
6.	Jaron Blossomgame	2016-17	220
7.	Elden Campbell	1987-88	217
8.	Butch Zatezalo	1969-70	213
	Will Solomon	1999-00	213
10.	Vince Yockel	1955-56	210

FIELD GOAL ATTEMPTS

1.	Bill Yarborough	1954-55	623
2.	Butch Zatezalo	1968-69	538
3.	Will Solomon	1999-00	531
4.	Butch Zatezalo	1967-68	515
5.	Butch Zatezalo	1969-70	483
6.	Bill Yarborough	1955-56	480
7.	Vince Yockel	1955-56	476
8.	Choppy Patterson	1960-61	465
9.	Will Solomon	2000-01	461
10.	Terrell McIntyre	1998-99	456

FIELD GOAL PERCENTAGE

(Min. of 125 Attempts)

1.	Harold Jamison	1998-99	.674
2.	Dale Davis	1988-89	.670
3.	Horace Grant	1986-87	.656
4.	Jerai Grant	2009-10	.632
5.	Elden Campbell	1987-88	.629
6.	Dale Davis	1989-90	.625
7.	Trevor Booker	2006-07	.602
8.	Horace Wyatt	1981-82	.601
9.	Harold Jamison	1996-97	.597
10.	Jerry Pryor	1987-88	.593

THREE-POINT FIELD GOALS

Rk	Player	Year	GP	Att	Made
1.	Terrell McIntyre	1998-99	35	246	99
2.	Will Solomon	2000-01	30	252	95
3.	Will Solomon	1999-00	30	248	93
4.	Terrence Oglesby	2008-09	32	237	92
5.	K.C. Rivers	2006-07	36	223	88
6.	Chris Whitney	1992-93	30	213	87
7.	Gabe DeVoe	2017-18	35	217	86
8.	Terrence Oglesby	2007-08	34	211	85
9.	Chris Whitney	1991-92	28	191	80
	Tony Stockman	2001-02	27	220	80
	K.C. Rivers	2007-08	34	199	80
	Andre Young	2010-11	34	202	80

THREE-POINT FIELD GOALS PER GAME

Rk	Player	Year	Md	GP	3P/G
1.	Will Solomon	2000-01	95	30	3.16
2.	Will Solomon	1999-00	93	30	3.10
3.	Chris Whitney	1992-93	87	30	2.90
4.	Terrence Oglesby	2008-09	92	32	2.88
5.	Chris Whitney	1991-92	80	28	2.86
	Tony Stockman	2001-02	80	28	2.86
7.	Terrell McIntyre	1998-99	99	35	2.83
8.	Terrence Oglesby	2007-08	85	34	2.50
9.	Gabe DeVoe	2017-18	86	35	2.46
10.	K.C. Rivers	2006-07	88	36	2.44

THREE-POINT FIELD GOAL ACCURACY

(Min. 25 Made)

Rk	Player	Year	FGM-FGA	Pct.
1.	Michael Tait	1986-87	70-136	.515
2.	Marc Campbell	# 1982-83	37-73	.507
3.	Shawan Robinson	2002-03	28-59	.475
4.	Anthony Jenkins	# 1982-83	31-66	.470
5.	Shelton Mitchell	2016-17	29-64	.453
6.	Anthony Jenkins	1986-87	60-133	.451
7.	Michael Brown	1986-87	34-76	.447
8.	Jaron Blossomgame	2015-16	45-101	.446
9.	Bruce Martin	1994-95	64-144	.444
10.	Avry Holmes	2016-17	69-156	.442

- 17'9" distance on three-point goals.

FREE THROWS MADE

1.	Butch Zatezalo	1968-69	189
2.	Butch Zatezalo	1967-68	174
3.	Richie Mahaffey	1967-68	165
4.	Bill Yarborough	1954-55	157

MARQUISE REED SCORED 553 POINTS DURING THE 2017-18 SEASON, 14TH-MOST IN CLEMSON HISTORY.



INDIVIDUAL SEASON BESTS

5. K.J. McDaniels	2013-14	154
6. Sharone Wright	1993-94	150
7. Choppy Patterson	1960-61	146
8. Horace Grant	1985-86	140
9. Jim Brennan	1963-64	139
10. Butch Zatezalo	1969-70	138
Horace Grant	1986-87	138

FREE THROW ATTEMPTS

1. Richie Mahaffey	1967-68	250
2. Sharone Wright	1993-94	233
3. Butch Zatezalo	1968-69	229
4. Dale Davis	1989-90	213
5. Butch Zatezalo	1967-68	212
6. Elden Campbell	1989-90	207
7. Dale Davis	1990-91	205
8. Bill Yarbrough	1954-55	198
9. Horace Grant	1986-87	195
10. Horace Grant	1985-86	193

FREE THROW PERCENTAGE

1. Shawan Robinson	2005-06	.913
2. Marcquise Reed	2016-17	.906
3. Gary Burnisky	1963-64	.898
4. Jim Sutherland	1966-67	.897
5. John Snee	1950-51	.860
6. Shelton Mitchell	2017-18	.857
7. Tim Kincaid	1987-88	.856
8. Jim Sutherland	1965-66	.850
9. Marcquise Reed	2017-18	.845
10. Choppy Patterson	1960-61	.844

Note: Minimum of 2.5 free throws per game and must play 75% of team's games.

DUNKS

(Since 1967-68)

1. Harold Jamison	1998-99	62
2. Akin Akingbala	2005-06	59
3. K.J. McDaniels	2013-14	58
4. Larry Nance	1980-81	55
5. Sharone Wright	1993-94	54
6. Tree Rollins	1976-77	53
Dale Davis	1990-91	53
8. Devin Gray	1992-93	50
9. Devin Booker	2011-12	47
10. Elden Campbell	1987-88	46

CHARGES TAKEN

(Since 1978-79)

1. Bobby Conrad	1978-79	32
2. Marvin Dickerson	1978-79	24
3. Jerry Pryor	1987-88	21
4. Bobby Conrad	1979-80	20
Grayson Marshall	1984-85	20
6. Billy Williams	1978-79	18
Demontez Stitt	2008-09	18
8. Billy Williams	1979-80	16
Chris Hobbs	2003-04	16
10. Fred Gilliam	1980-81	15
Iker Iturbe	1996-97	15
Tanner Smith	2010-11	15

STEALS


(Since 1975-76)

1. Vernon Hamilton	2005-06	83
2. Chris Whitney	1992-93	73
3. Vernon Hamilton	2006-07	70
4. James Mays	2006-07	69
5. Vernon Hamilton	2004-05	68
Cliff Hammonds	2007-08	66
7. K.C. Rivers	2007-08	64
8. Greg Buckner	1994-95	63
9. Bobby Conrad	1979-80	60
Devin Gray	1992-93	60
Cliff Hammonds	2006-07	60

STEALS PER GAME

1. Vernon Hamilton	2005-06	2.68
2. Chris Whitney	1992-93	2.43
3. Sean Tyson	1990-91	2.42
4. Greg Buckner	1994-95	2.25
5. Vernon Hamilton	2004-05	2.13
6. Devin Gray	1992-93	2.00
Terrell McIntyre	1997-98	2.00
8. Vernon Hamilton	2006-07	1.94

SHAWAN ROBINSON SHOT A CLEMSON-BEST 91.3 PERCENT AT THE FREE THROW LINE TO LEAD THE ACC IN 2005-06.



Cliff Hammonds	2007-08	1.94
10. James Mays	2006-07	1.92

BLOCKED SHOTS

(Since 1973-74)

1. Sharone Wright	1992-93	124
2. Tree Rollins	1974-75	119
3. Tree Rollins	1975-76	117
4. Tree Rollins	1976-77	108
5. Tree Rollins	1973-74	106
6. K.J. McDaniels	2013-14	100
7. Sharone Wright	1993-94	99
8. Elden Campbell	1989-90	97
9. Elden Campbell	1987-88	88
10. Elden Campbell	1988-89	87

BLOCKED SHOTS PER GAME

1. Tree Rollins	1974-75	4.25
2. Tree Rollins	1975-76	4.18
3. Sharone Wright	1992-93	4.13
4. Tree Rollins	1973-74	4.08
5. Tree Rollins	1976-77	3.86
6. Elden Campbell	1987-88	3.14
7. Elden Campbell	1988-89	3.00
8. Sharone Wright	1993-94	2.91
9. K.J. McDaniels	2013-14	2.78
10. Elden Campbell	1989-90	2.77

ASSISTS

(Since 1969-70)

1. Grayson Marshall	1985-86	262
2. Edward Scott	2001-02	238
3. Grayson Marshall	1986-87	221
4. Chris Whitney	1991-93	193
5. Grayson Marshall	1984-85	192
6. Terrell McIntyre	1998-99	188
7. Chris Dodds	1980-81	187
8. Grayson Marshall	1987-88	182
Lou Richie	1993-94	182
10. Marion Cash	1989-90	174

ASSISTS PER GAME

1. Edward Scott	2001-02	7.93
2. Grayson Marshall	1985-86	7.71
3. Grayson Marshall	1986-87	7.37
4. Grayson Marshall	1984-85	6.62
5. Chris Whitney	1992-93	6.43

6. Grayson Marshall	1987-88	6.27
7. Derrick Johnson	1976-77	6.04
8. Chris Dodds	1980-81	6.03
9. Edward Scott	2002-03	5.75
10. Chris Whitney	1991-92	5.75

ASSIST/TURNOVER RATIO

(Min. 50 Assists)

Rk	Ratio	(Ast-TO)	Player	Year
1.	3.03	(118-39)	Jordan Roper	2015-16
2.	2.99	(221-74)	Grayson Marshall	1986-87
3.	2.87	(66-23)	Andre Young	2008-09
4.	2.82	(262-93)	Grayson Marshall	1985-86
5.	2.76	(124-45)	Marc Campbell	1982-83
6.	2.55	(102-40)	Andre Young	2010-11
7.	2.49	(147-59)	Cliff Hammonds	2006-07
8.	2.42	(104-43)	Marc Campbell	1983-84
9.	2.36	(97-41)	Andre Young	2011-12
10.	2.26	(154-68)	Terrell McIntyre	1997-98

MINUTES PLAYED

(Since 1968-69)

1. Terrell McIntyre	1998-99	1250
2. Marcquise Reed	2017-18	1221
3. K.J. McDaniels	2013-14	1212
4. Cliff Hammonds	2006-07	1204
5. Gabe DeVoe	2017-18	1202
6. Rod Hall	2013-14	1194
7. Grayson Marshall	1985-86	1186
8. Cliff Hammonds	2007-08	1162
9. Vernon Hamilton	2006-07	1134
10. Jaron Blossomgame	2016-17	1133

MINUTES PLAYED PER GAME

(Since 1968-69)

1. Butch Zatezalo	1968-69	39.04
2. Edward Scott	2002-03	38.46
3. Chris Whitney	1992-93	37.75
4. Butch Zatezalo	1969-70	37.62
5. Edward Scott	2001-02	36.80
6. Vincent Hamilton	1984-85	36.63
7. Grayson Marshall	1987-88	36.41
8. Will Solomon	1999-00	35.97



YEARLY LEADERS

SCORING

Year	Name	FG	3Pt	FT	PTS	AVG
1937-38	Banks McFadden, C	126		55	307	13.3
1938-39	Banks McFadden, C	110		64	284	11.8
1939-40	Banks McFadden, C	89		41	219	13.7
1940-41	Marion Craig, F	127		25	279	12.7
1941-42	C.C. Graham, F	137		26	100	6.3
1942-43	Marion Craig, F	98		14	210	13.1
1943-44	Leonard Riddle, G	54		17	125	11.4
1944-45	Eddis Freeman, G	63		51	177	11.1
1945-46	June Pruitt, F	102		42	246	12.3
1946-47	June Pruitt, F	85		37	207	10.4
1947-48	Leonard Riddle, G	97		71	265	11.5
1948-49	Doug Haugk, F	96		37	229	10.9
1949-50	Johnny Snee, G	123		31	277	13.9
1950-51	Johnny Snee, G	124		49	297	17.5
1951-52	Johnny Snee, G	144		50	338	14.7
1952-53	John McGraw, C	99		50	248	13.8
1953-54	Ames Wells, G	133		89	355	15.2
1954-55	Bill Yarbrough, G	247		157	651	28.3
1955-56	Vince Yockel, F	210		124	544	20.9
1956-57	Vince Yockel, F	178		118	474	19.8
1957-58	Vince Yockel, F	125		82	332	13.8
1958-59	George Krajack, F	122		69	313	13.0
1959-60	Choppy Patterson, G	151		125	427	16.4
1960-61	Choppy Patterson, G	174		146	494	19.0
1961-62	Jim Brennan, G	183		95	461	17.1
1962-63	Jim Brennan, G	144		111	399	16.6
1963-64	Jim Brennan, G	159		139	457	18.3
1964-65	Randy Mahaffey, C	145		108	398	17.3
1965-66	Garry Helms, G	209		62	480	19.2
1966-67	Jim Sutherland, G	183		104	470	18.8
1967-68	Butch Zatezalo, G	189		174	552	23.0
1968-69	Butch Zatezalo, G	228		189	645	25.8
1969-70	Butch Zatezalo, G	213		138	546	21.7
1970-71	Dave Angel, C	123		109	355	13.7
1971-72	Dave Angel, C	116		129	361	13.9
1972-73	Van Gregg, G	151		51	353	13.6
1973-74	Van Gregg, G	147		64	358	13.8
1974-75	Skip Wise, G	188		86	462	18.5
1975-76	Tree Rollins, C	170		43	383	13.7
1976-77	Stan Rome, F	174		79	427	15.3
1977-78	Stan Rome, F	141		60	342	12.7
1978-79	Billy Williams, G	157		68	382	13.2
1979-80	Billy Williams, G	229		104	562	17.6
1980-81	Larry Nance, C	207		80	494	15.9
1981-82	Vincent Hamilton, G	181		58	420	15.0
1982-83	Raymond Jones, C	135	0	86	356	11.5
1983-84	Murray Jarman, C	157		90	404	15.0
1984-85	Vincent Hamilton, G	158		61	437	15.1
1985-86	Horace Grant, F	208		140	556	16.4
1986-87	Horace Grant, C	256	1	138	651	21.0
1987-88	Elden Campbell, C	217	0	91	525	18.8
1988-89	Elden Campbell, C	205	2	95	507	17.5
1989-90	Elden Campbell, C	225	1	124	575	16.4
1990-91	Dale Davis, C	191	0	119	501	17.9
1991-92	Chris Whitney, G	119	80	56	374	13.4
1992-93	Devin Gray, F	197	13	93	500	16.7
1993-94	Sharone Wright, C	186	0	150	422	15.4
1994-95	Greg Buckner, F	141	13	41	336	12.0
1995-96	Greg Buckner, F	144	1	92	381	13.1
1996-97	Greg Buckner, F	190	17	119	516	15.6
1997-98	Greg Buckner, G	204	19	94	521	16.3
1998-99	Terrell McIntyre, G	199	99	130	627	17.9
1999-00	Will Solomon, G	213	93	108	627	20.9
2000-01	Will Solomon, G	183	95	130	591	19.7
2001-02	Jamar McKnight, F	135	45	36	351	12.5
2002-03	Edward Scott, G	165	44	122	496	17.7
2003-04	Sharrod Ford, C	116	0	100	332	11.9
2004-05	Sharrod Ford, C	185	0	107	477	14.9
2005-06	Shawan Robinson, G	123	63	84	393	12.3
2006-07	K.C. Rivers, G/F	183	88	50	504	14.0
2007-08	K.C. Rivers, G/F	188	80	44	500	14.7
2008-09	Trevor Booker, F	189	9	104	491	15.3
2009-10	Trevor Booker, F	188	9	101	486	15.2
2010-11	Demontez Stitt, G	152	44	115	463	14.5
2011-12	Andre Young, G	137	66	72	412	13.3
2012-13	Devin Booker, F/C	159	2	86	406	13.1
2013-14	K.J. McDaniels, F	209	42	154	614	17.1
2014-15	Jaron Blossomgame, F	144	17	102	407	13.1
2015-16	Jaron Blossomgame, F	201	45	133	580	18.7
2016-17	Jaron Blossomgame, F	220	24	120	584	17.7
2017-18	Marcquise Reed, G	183	67	120	553	15.8

FIELD GOAL PERCENTAGE

(Minimum of 100 Attempts)

Year	Name	FG	FGA	PCT
1952-53	Tommy McCullough, F	68	170	.400
1953-54	Ames Wells, G	133	322	.413
1954-55	Tommy Smith, F	57	130	.438
1955-56	Vince Yockel, F	210	476	.441
1956-57	Ed Brinkley, G	131	280	.468

1957-58	George Krajack, F	96	210	.457
1958-59	George Krajack, F	122	294	.415
1959-60	Tom Mahaffey, F	73	159	.459
1960-61	Tom Mahaffey, F	131	302	.434
1961-62	Tom Mahaffey, F	72	159	.453
1962-63	Mike Bohonak, F	66	161	.410
1963-64	Donnie Mahaffey, C	88	181	.486
1964-65	Randy Mahaffey, C	145	291	.498
1965-66	Garry Helms, F	209	406	.515
1966-67	Randy Mahaffey, C	155	305	.508
1967-68	Trip Jones, F	86	184	.467
1968-69	Curt Eckard, C	60	124	.484
1969-70	Richie Mahaffey, C	84	153	.549
1970-71	Dave Angel, C	123	238	.517
1971-72	Dave Angel, C	116	258	.450
1972-73	Jeff Reisinger, F	130	246	.528
1973-74	Tree Rollins, C	144	265	.543
1974-75	Stan Rome, F	121	229	.528
1975-76	Tree Rollins, C	170	313	.543
1976-77	Tree Rollins, C	167	288	.580
1977-78	Chubby Wells, F	88	157	.561
1978-79	Billy Williams, G	157	298	.527
1979-80	John Campbell, C	130	224	.580
1980-81	Larry Nance, C	207	360	.575
1981-82	*Horace Wyatt, C	125	208	.601
1982-83	Murray Jarman, C	81	155	.523
1983-84	Murray Jarman, C	157	276	.569
1984-85	Raymond Jones, F	80	136	.588
1985-86	Horace Grant, F	208	356	.584
1986-87	Horace Grant, C	256	390	.656
1987-88	Elden Campbell, C	217	345	.629
1988-89	Dale Davis, F	146	218	.670
1989-90	Dale Davis, F	205	328	.625
1990-91	Ricky Jones, F	116	212	.547
1991-92	Corey Wallace, F	77	143	.538
1992-93	Sharone Wright, C	178	314	.567
1993-94	Devin Gray, F	178	311	.572
1994-95	Greg Buckner, F	141	268	.526
1995-96	Harold Jamison, C	69	133	.519
1996-97	Harold Jamison, F	92	154	.597
1997-98	Harold Jamison, F	119	201	.592
1998-99	Harold Jamison, F	174	258	.674
1999-00	Adam Allenspach, F	127	278	.457
2000-01	Chris Hobbs, F	77	136	.566
2001-02	Ray Henderson, C	100	183	.546
2002-03	Sharrod Ford, C	88	156	.564
2003-04	Sharrod Ford, C	116	216	.537
2004-05	Akin Akingbala, F	73	123	.593
2005-06	Akin Akingbala, C	148	257	.576
2006-07	Trevor Booker, C	159	264	.602
2007-08	Raymond Sykes, C/F	67	117	.573
2008-09	^Raymond Sykes, C/F	107	185	.578
2009-10	Jerai Grant, F/C	86	136	.632
2010-11	Jerai Grant, F/C	157	275	.571
2011-12	Devin Booker, F/C	124	270	.459
2012-13	Devin Booker, F/C	159	292	.545
2013-14	Landry Nnoko, C	92	168	.548
2014-15	Landry Nnoko, C	95	187	.508
2015-16	Sidy Djitte, C	62	100	.620
2016-17	Elijah Thomas, C	78	135	.578
2017-18	Elijah Thomas, C	145	259	.560
	Donte Grantham, F	102	182	.560

* - Vincent Hamilton led the ACC with .586 figure (Wyatt did not have enough attempts to qualify for ACC stats); ^ - Trevor Booker led the ACC with a .571 figure (Sykes did not have enough attempts to qualify for ACC stats)

FREE THROW PERCENTAGE

(Minimum of 30 Attempts)

Year	Name	FT	FTA	PCT.
1952-53	Joe Murray, G	32	48	.667
1953-54	Barry Ryan, F	57	83	.687
1954-55	Bill Yarbrough, F	122	154	.792
1955-56	Ed Brinkley, C	74	99	.747
1956-57	Dick Yeary, F	41	50	.820
1957-58	Vince Yockel, F	82	106	.774
1958-59	George Krajack, F	69	98	.704
1959-60	Choppy Patterson, G	125	154	.812
1960-61	Choppy Patterson, G	146	173	.844
1961-62	Jim Brennan, G	95	122	.779
1962-63	Jim Brennan, G	111	134	.828
1963-64	Gary Burnisky, F	79	88	.898
1964-65	Jim Sutherland, G	65	83	.783
1965-66	Jim Sutherland, G	91	107	.850
1966-67	Jim Sutherland, G	104	116	.897
1967-68	Butch Zatezalo, G	174	212	.821
1968-69	Butch Zatezalo, G	189	229	.825
1969-70	Butch Zatezalo, G	138	169	.817
1970-71	Dave Thomas, G	66	90	.733
1971-72	Terrell Suit, G	61	81	.753
1972-73	Bud Martin, G	64	76	.842
1973-74	Wayne Croft, F	60	75	.800

1974-75	Skip Wise, G	86	114	.754
1975-76	David Brown, G	75	94	.798
1976-77	Colon Abraham, F	64	77	.831
1977-78	Greg Coles, G	61	78	.782
1978-79	Bobby Conrad, G	50	62	.806
1979-80	Fred Gilliam, F	38	45	.844
1980-81	Fred Gilliam, F	57	67	.851
1981-82	Fred Gilliam, F	29	35	.829
1982-83	Anthony Jenkins, F	30	34	.882
1983-84	Anthony Jenkins, F	27	32	.844
1984-85	Vincent Hamilton, G	61	76	.803
1985-86	Larry Middleton, G	57	76	.750
1986-87	Larry Middleton, G	52	67	.776
1987-88	Tim Kincaid, G	89	104	.856
1988-89	Tim Kincaid, G	58	75	.773
1989-90	Kirkland Howling, G	46	65	.708
1990-91	David Young, G	50	60	.833
1991-92	Chris Whitney, G	56	73	.767
1992-93	Chris Whitney, G	85	106	.802
1993-94	Merl Code, G	38	47	.809
1994-95	Bruce Martin, G	28	32	.875
1995-96	Terrell McIntyre, G	80	101	.792
1996-97	Merl Code, G	92	114	.807
1997-98	Terrell McIntyre, G	88	113	.779
1998-99	Terrell McIntyre, G	130	164	.743
1999-00	Adam Allenspach, C	77	104	.740
2000-01	Tony Stockman, G	46	55	.836
2001-02	Jamar McKnight, G	36	48	.750
2002-03	Edward Scott, G	122	165	.739
	Tomas Nagys, F	51	69	.739
2003-04	Shawan Robinson, G	58	77	.753
2004-05	Shawan Robinson, G	41	49	.837
2005-06	Shawan Robinson, G	84	92	.913
2006-07	K.C. Rivers, G/F	50	68	.735
2007-08	Terrence Oglesby, G	57	67	.851
2008-09	Terrence Oglesby, G	71	84	.845
2009-10	Andre Young, G	48	60	.800
2010-11	Milton Jennings, F	61	79	.772
2011-12	Andre Young, G	72	87	.828

YEARLY LEADERS

REBOUNDING

Year	Name	REB	AVG
1952-53	John McGraw, C	177	11.1
1953-54	Charley Gage, F	261	11.3
1954-55	Tommy Smith, F	161	8.5
1955-56	Gene Seay, C	262	10.5
1956-57	Gene Seay, C	166	7.5
1957-58	George Krajack, F	165	6.9
1958-59	George Krajack, F	154	6.4
1959-60	Tom Mahaffey, F	195	7.5
1960-61	Tom Mahaffey, F	293	11.3
1961-62	Donnie Mahaffey, C	176	6.8
1962-63	Donnie Mahaffey, C	267	10.7
1963-64	Donnie Mahaffey, C	223	8.9
1964-65	Randy Mahaffey, C	224	9.7
1965-66	Randy Mahaffey, C	256	10.2
1966-67	Randy Mahaffey, C	225	9.0
1967-68	Richie Mahaffey, C	276	11.5
1968-69	Ronnie Yates, F	153	6.4
1969-70	Richie Mahaffey, C	145	9.1
1970-71	Dave Angel, C	180	6.9
1971-72	Dave Angel, C	253	9.7
1972-73	Dave Angel, C	174	6.7
1973-74	Tree Rollins, C	316	12.2
1974-75	Tree Rollins, C	328	11.7
1975-76	Tree Rollins, C	308	11.0
1976-77	Tree Rollins, C	359	12.8
1977-78	John Campbell, C	195	7.2
1978-79	Larry Nance, F	210	7.2
1979-80	Larry Nance, F	259	8.1
1980-81	Larry Nance, C	237	7.6
1981-82	Horace Wyatt, C	187	6.7
1982-83	Raymond Jones, C	219	7.1
1983-84	Murray Jarman, C	149	5.5
1984-85	Vincent Hamilton, G	200	6.9
1985-86	Horace Grant, F	357	10.5
1986-87	Horace Grant, C	299	9.6
1987-88	Dale Davis, F	223	7.7
1988-89	Dale Davis, F	258	8.9
1989-90	Dale Davis, F	395	11.3
1990-91	Dale Davis, C	340	12.1
1991-92	Sharone Wright, C	227	8.1
1992-93	Sharone Wright, C	314	10.5
1993-94	Sharone Wright, C	362	10.6
1994-95	Greg Buckner, F	165	5.9
1995-96	Harold Jamison, C	172	5.9
1996-97	Harold Jamison, F	187	5.7
1997-98	Harold Jamison, F	232	7.3
1998-99	Harold Jamison, F	346	9.9
1999-00	Adam Allenspach, C	206	7.1
2000-01	Chris Hobbs, F	190	6.3
2001-02	Ray Henderson, C	265	8.8
2002-03	Sharrod Ford, C	191	6.8
2003-04	Sharrod Ford, C	202	7.1
2004-05	Sharrod Ford, C	261	8.2
2005-06	Akin Akingbala, C	263	8.2
2006-07	James Mays, F	232	6.4
	Trevor Booker, C	232	6.4
2007-08	Trevor Booker, C	249	7.3
2008-09	Trevor Booker, F	311	9.7
2009-10	Trevor Booker, F	268	8.4
2010-11	Jerai Grant, F/C	228	6.7
2011-12	Devin Booker, F/C	217	7.0
2012-13	Devin Booker, F/C	231	7.5
2013-14	K.J. McDaniels, F	255	7.1
2014-15	Jaron Blossomgame, F	253	8.2
2015-16	Jaron Blossomgame, F	207	6.7
2016-17	Sidy Sdjitte, C	247	7.7
2017-18	Elijah Thomas, C	283	8.1

ASSISTS

1969-70	Butch Zatezalo, G	80
1970-71	John Coakley, G	38
1971-72	Terrell Suit, G	40
1972-73	Ron DiPasquale, G	42
1973-74	Jeff Reisinger, F	45
1974-75	Jo Jo Bethea, G	81
1975-76	Derrick Johnson, G	98
1976-77	Derrick Johnson, G	169
1977-78	Derrick Johnson, G	132
1978-79	Bobby Conrad, G	101
1979-80	Bobby Conrad, G	157
1980-81	Chris Dodds, G	187
1981-82	Mike Eppley, G	89
1982-83	Marc Campbell, G	124
1983-84	Marc Campbell, G	104
1984-85	Grayson Marshall, G	192
1985-86	Grayson Marshall, G	262
1986-87	Grayson Marshall, G	221
1987-88	Grayson Marshall, G	182
1988-89	Marion Cash, G	161
1989-90	Marion Cash, G	174
1990-91	David Young, G	100
1991-92	Chris Whitney, G	161

1992-93	Chris Whitney, G	193
1993-94	Lou Richie, G	182
1994-95	Merl Code, G	111
1995-96	Terrell McIntyre, G	90
1996-97	Terrell McIntyre, G	145
1997-98	Terrell McIntyre, G	154
1998-99	Terrell McIntyre, G	188
1999-00	Will Solomon, G	95
2000-01	Edward Scott, G	127
2001-02	Edward Scott, G	238
2002-03	Edward Scott, G	161
2003-04	Vernon Hamilton, G	91
2004-05	Shawan Robinson, G	94
2005-06	Cliff Hammonds, G	105
2006-07	Cliff Hammonds, G	147
2007-08	Cliff Hammonds, G	133
2008-09	Demontez Stitt, G	121
2009-10	Demontez Stitt, G	94
2010-11	Demontez Stitt, G	107
2011-12	Tanner Smith, G	128
2012-13	Rod Hall, G	110
2013-14	Rod Hall, G	143
2014-15	Rod Hall, G	106
2015-16	Jordan Roper, G	118
2016-17	Shelton Mitchell, G	103
2017-18	Shelton Mitchell, G	119

STEALS

1975-76	Derrick Johnson, G	47
1976-77	Stan Rome, F	52
1977-78	Derrick Johnson, G	46
1978-79	Derrick Johnson, G	45
1979-80	Bobby Conrad, G	60
1980-81	Chris Dodds, G	39
1981-82	Vincent Hamilton, G	32
1982-83	Marc Campbell, G	25
1983-84	Vincent Hamilton, G	29
1984-85	Grayson Marshall, G	37
1985-86	Grayson Marshall, G	48
1986-87	Michael Tait, G	54
1987-88	Grayson Marshall, G	53
1988-89	Derrick Forrest, G	48
1989-90	Derrick Forrest, G	57
1990-91	Sean Tyson, F	46
1991-92	Andre Bovain, G	49
1992-93	Chris Whitney, G	73
1993-94	Lou Richie, G	47
1994-95	Greg Buckner, F	63
1995-96	Terrell McIntyre, G	37
1996-97	Terrell McIntyre, G	42
1997-98	Terrell McIntyre, G	58
1998-99	Terrell McIntyre, G	57
1999-00	Will Solomon, G	38
2000-01	Tony Stockman, G	44
2001-02	Edward Scott, G	44
2002-03	Chey Christie, G	45
2003-04	Vernon Hamilton, G	50
2004-05	Vernon Hamilton, G	68
2005-06	Vernon Hamilton, G	83
2006-07	Vernon Hamilton, G	70
2007-08	Cliff Hammonds, G	66
2008-09	K.C. Rivers, G/F	55
2009-10	Andre Young, G	54
2010-11	Andre Young, G	47
2011-12	Tanner Smith, G	52
	Andre Young, G	52
2012-13	Jordan Roper, G	35
2013-14	K.J. McDaniels, F	41
2014-15	Donte Grantham, F	27
	Rod Hall, G	27
2015-16	Jordan Roper, G	40
2016-17	Marcquise Reed, G	46
2017-18	Marcquise Reed, G	58

BLOCKED SHOTS

1973-74	Tree Rollins, C	106
1974-75	Tree Rollins, C	119
1975-76	Tree Rollins, C	117
1976-77	Tree Rollins, C	108
1977-78	John Campbell, C	53
1978-79	Larry Nance, F	34
1979-80	John Campbell, C	46
1980-81	Larry Nance, F	28
1981-82	Horace Wyatt, F	9
1982-83	Raymond Jones, C	30
1983-84	Raymond Jones, C	27
1984-85	Glen McCants, C	38
1985-86	Glen McCants, C	46
1986-87	Elden Campbell, C	62
1987-88	Elden Campbell, C	88
1988-89	Elden Campbell, C	87
1989-90	Elden Campbell, C	97
1990-91	Dale Davis, C	74
1991-92	Sharone Wright, C	63

1992-93	Sharone Wright, C	124
1993-94	Sharone Wright, C	99
1994-95	Greg Buckner, F	12
	Andy Kelly, F	12
1995-96	Andrius Jurkunas, F	34
1996-97	Harold Jamison, C	25
1997-98	Adam Allenspach, C	19
1998-99	Tom Wideman, C	18
1999-00	Chucky Gilmore, C	25
2000-01	Tomas Nagys, F	17
2001-02	Ray Henderson, C	36
2002-03	Ray Henderson, C	25
2003-04	Sharrod Ford, C	64
2004-05	Sharrod Ford, C	68
2005-06	Akin Akingbala, C	41
2006-07	Trevor Booker, C	78
2007-08	Trevor Booker, C	63
2008-09	Trevor Booker, F	63
2009-10	Jerai Grant, F/C	54
2010-11	Jerai Grant, F/C	78
2011-12	Devin Booker, F/C	29
2012-13	K.J. McDaniels, F	58
2013-14	K.J. McDaniels, F	100
2014-15	Landry Nnoko, C	63
2015-16	Landry Nnoko, C	71
2016-17	Jaron Blossomgame, F	30
2017-18	Elijah Thomas, C	79

DOUBLE-DOUBLES

1957-58	Walt Gibbons, C	5
1958-59	Walt Gibbons, C	4
1959-60	Ed Krajack, G	7
1960-61	Tom Mahaffey, F	16
1961-62	Tom Mahaffey, F	5
1962-63	Donnie Mahaffey, C	8
1963-64	Donnie Mahaffey, C	7
1964-65	Randy Mahaffey, C	10
1965-66	Randy Mahaffey, C	11
1966-67	Randy Mahaffey, C	9
1967-68	Richie Mahaffey, C	13
1968-69	Richie Mahaffey, C	5
	Ronnie Yates, F	5
1969-70	Greg Latin, F	11
1970-71	Dickie Foster, F	4
1971-72	David Angel, C	9
1972-73	Jeff Reisinger, F	4
1973-74	Tree Rollins, C	16
1974-75	Tree Rollins, C	14
1975-76	Tree Rollins, C	12
1976-77	Tree Rollins, C	19
1977-78	John Campbell, C	5
1978-79	Larry Nance, F	4
1979-80	Larry Nance, F	10
1980-81	Larry Nance, C	6
1981-82	Horace Wyatt, C	3
1982-83	Raymond Jones, C	5
1983-84	Raymond Jones, F	1
	Murray Jarman, C	1
1984-85	Horace Grant, F	7
1985-86	Horace Grant, F	16
1986-87	Horace Grant, C	13
1987-88	Elden Campbell, C	5
	Dale Davis, F	5
1988-89	Dale Davis, F	8
1989-90	Dale Davis, F	20
1990-91	Dale Davis, C	19
1991-92	Sharone Wright, C	8
1992-93	Sharone Wright, C	15
1993-94	Sharone Wright, C	18
1994-95	Iker Iturbe, F	2
1995-96	Tom Wideman, C	1
	Greg Buckner, F	1
1996-97	Three with	1
1997-98	Harold Jamison, F	4
1998-99	Harold Jamison, F	14
1999-00	Adam Allenspach, C	6
2000-01	Adam Allenspach, C	6
	Chris Hobbs, F	6
2001-02	Ray Henderson, C	9
2002-03	Sharrod Ford, C	3
2003-04	Sharrod Ford, C	7
2004-05	Sharrod Ford, C	10
2005-06	Akin Akingbala, C	10
2006-07	James Mays, F	7
2007-08	Trevor Booker, C	7
2008-09	Trevor Booker, F	13
2009-10	Trevor Booker, F	9
2010-11	Jerai Grant, F/C	5
	Milton Jennings, F	4
2011-12	Devin Booker, F/C	5
2012-13	Devin Booker, F/C	6
2013-14	K.J. McDaniels, F	7
2014-15	Jaron Blossomgame, F	8
2015-16	Jaron Blossomgame, F	3

2016-17	Landry Nnoko, C	3
	Jaron Blossomgame, F	4
2017-18	Elijah Thomas, C	9

PLAYING TIME

1975-76	Tree Rollins, C	861
1976-77	Tree Rollins, C	778
1977-78	Derrick Johnson, G	765
1978-79	Larry Nance, F	837
1979-80	Billy Williams, G	1,088
1980-81	Chris Dodds, G	895
1981-82	Vincent Hamilton, G	992
1982-83	Raymond Jones, C	832
1983-84	Murray Jarman, C	864
1984-85	Vincent Hamilton, G	1,062
1985-86	Grayson Marshall, G	1,186
1986-87	Horace Grant, C	1,010
1987-88	Grayson Marshall, G	1,056
1988-89	Derrick Forrest, G	894
1989-90	Marion Cash, G	1,105
1990-91	Dale Davis, C	971
1991-92	Chris Whitney, G	982
1992-93	Chris Whitney, G	1,126
1993-94	Sharone Wright, C	1,027
1994-95	Merl Code, G	916
1995-96	Greg Buckner, F	950
1996-97	Terrell McIntyre, G	1,105
1997-98	Greg Buckner, F	1,022
1998-99	Terrell McIntyre, G	1,250
1999-00	Will Solomon, G	1,079
2000-01	Edward Scott, G	1,000
2001-02	Edward Scott, G	1,105
2002-03	Edward Scott, G	1,077
2003-04	Sharrod Ford, C	803
2004-05	Cliff Hammonds, G	968
2005-06	Cliff Hammonds, G	951
2006-07	Cliff Hammonds, G	1,204
2007-08	Cliff Hammonds, G	1,162
2008-09	K.C. Rivers, G/F	991
2009-10	Trevor Booker, F	984
2010-11	Andre Young, G	1,098
2011-12	Andre Young, G	1,071
2012-13	Devin Booker, F/C	988
2013-14	K.J. McDaniels, F	1,212
2014-15	Rod Hall, G	1,061
2015-16	Jaron Blossomgame, F	1,060
2016-17	Jaron Blossomgame, F	1,133
2017-18	Marcquise Reed, G	1,221

DUNKS

1976-77	Tree Rollins, C	53
1977-78	John Campbell, C	23
1978-79	Larry Nance, F	27
1979-80	John Campbell, C	44

YEARLY LEADERS

CHARGES TAKEN

1978-79	Bobby Conrad, G	32
1979-80	Bobby Conrad, G	20
1980-81	Fred Gilliam, G	15
1981-82	David Shaffer, F	8
1982-83	David Shaffer, F	12
1983-84	Marc Campbell, G	9
1984-85	Grayson Marshall, G	20
1985-86	Jerry Pryor, F	13
1986-87	Grayson Marshall, G	13
1987-88	Jerry Pryor, F	21
1988-89	Jerry Pryor, F	9
1989-90	Marion Cash, G	10
1990-91	Ricky Jones, F	5
1991-92	Devin Gray, F	7
1992-93	Devin Gray, F	7
1993-94	Lou Richie, G	6
1994-95	Merl Code, G	6
	Bill Harder, G	6
	Bruce Martin, G	6
1995-96	Bill Harder, G	11
1996-97	Iker Iturbe, F	15
1997-98	Iker Iturbe, F	10
1998-99	Harold Jamison, F	14
1999-00	Tomas Nagys, F	12
2000-01	Dustin Braddick, G	7
2001-02	Chris Hobbs, F	13
2002-03	Chey Christie, G	11
2003-04	Chris Hobbs, F	16
2004-05	Sharrod Ford, C	11
2005-06	Sam Perry, F	10
2006-07	James Mays, F	11
2007-08	K.C. Rivers, G/F	9
2008-09	Demontez Stitt, G	18
2009-10	Demontez Stitt, G	14
2010-11	Tanner Smith, G	15
2011-12	Tanner Smith, G	7
2012-13	Milton Jennings, F	3
2013-14	Sidy Djitte, C	3
	Adonis Filer, G	3
2014-15	Rod Hall, G	5
2015-16	Sidy Djitte, C	7
2016-17	Sidy Djitte, C	7
2017-18	Mark Donnal, F	10

OFFENSIVE REBOUNDS

1978-79	Larry Nance, F	78
1979-80	Larry Nance, F	94
1980-81	Larry Nance, F	76
1981-82	Horace Wyatt, C	68
1982-83	Raymond Jones, C	93
1983-84	Vincent Hamilton, G	60
1984-85	Vincent Hamilton, G	84
1985-86	Horace Grant, F	144
1986-87	Horace Grant, F	114
1987-88	Dale Davis, F	97
1988-89	Dale Davis, F	100
1989-90	Dale Davis, F	166
1990-91	Dale Davis, C	122
1991-92	Sharone Wright, C	120
1992-93	Sharone Wright, C	128
1993-94	Sharone Wright, C	124
1994-95	Rayfield Ragland, F	59
1995-96	Harold Jamison, C	80
1996-97	Harold Jamison, F	90
1997-98	Harold Jamison, F	126
1998-99	Harold Jamison, F	123
1999-00	Adam Allenspach, C	79
2000-01	Chris Hobbs, F	65
2001-02	Ray Henderson, C	86
2002-03	Sharrod Ford, C	71
2003-04	Sharrod Ford, C	80
2004-05	Sharrod Ford, C	110
2005-06	Akin Akingbala, C	96
2006-07	Trevor Booker, C	112
2007-08	James Mays, F	98
2008-09	Trevor Booker, F	107
2009-10	Trevor Booker, F	89
2010-11	Jerai Grant, F/C	89
2011-12	Devin Booker, F/C	82
2012-13	Devin Booker, F/C	93
2013-14	K.J. McDaniels, F	86
2014-15	Jaron Blossomgame, F	76
2015-16	Landry Nkoko, C	67
2016-17	Sidy Djitte, C	116
2017-18	Elijah Thomas, C	80

THREE-POINT GOALS

1982-83	Marc Campbell, G	37
1986-87	Michael Tait, G	70
1987-88	Grayson Marshall, G	22
1988-89	Derrick Forrest, G	49
1989-90	David Young, G	39
1990-91	David Young, G	50

1991-92	Chris Whitney, G	80
1992-93	Chris Whitney, G	87
1993-94	Jeff Brown, F	65
1994-95	Bruce Martin, G	64
1995-96	Andrius Jurkunas, F	51
1996-97	Terrell McIntyre, G	61
1997-98	Terrell McIntyre, G	56
1998-99	Terrell McIntyre, G	99
1999-00	Will Solomon, G	93
2000-01	Will Solomon, G	95
2001-02	Tony Stockman, G	80
2002-03	Edward Scott, G	44
2003-04	Shawan Robinson, G	43
2004-05	Shawan Robinson, G	69
2005-06	Shawan Robinson, G	63
2006-07	K.C. Rivers, G/F	88
2007-08	Terrence Oglesby, G	85
2008-09	Terrence Oglesby, G	92
2009-10	Andre Young, G	60
2010-11	Andre Young, G	80
2011-12	Andre Young, G	66
2012-13	Jordan Roper, G	41
2013-14	K.J. McDaniels, F	42
2014-15	Donte Grantham, F	41
2015-16	Donte Grantham, F	56
2016-17	Avry Holmes, G	69
2017-18	Gabe DeVoe, G	86

THREE-POINT GOALS PER GAME

1982-83	Marc Campbell, G	1.94
1986-87	Michael Tait, G	2.25
1987-88	Donnell Bruce, G	0.76
1988-89	Derrick Forrest, G	1.63
1989-90	David Young, G	1.11
1990-91	David Young, G	1.78
1991-92	Chris Whitney, G	2.86
1992-93	Chris Whitney, G	2.90
1993-94	Jeff Brown, F	2.17
1994-95	Bruce Martin, G	2.29
1995-96	Andrius Jurkunas, F	1.76
1996-97	Terrell McIntyre, G	1.85
1997-98	Terrell McIntyre, G	1.93
1998-99	Terrell McIntyre, G	2.83
1999-00	Will Solomon, G	3.10
2000-01	Will Solomon, G	3.17
2001-02	Tony Stockman, G	2.86
2002-03	Edward Scott, G	1.57
2003-04	Shawan Robinson, G	1.54
2004-05	Shawan Robinson, G	2.16

2005-06	Shawan Robinson, G	1.97
2006-07	K.C. Rivers, G/F	2.44
2007-08	Terrence Oglesby, G	2.50
2008-09	Terrence Oglesby, G	2.88
2009-10	Andre Young, G	1.88
2010-11	Andre Young, G	2.35
2011-12	Andre Young, G	2.13
2012-13	Milton Jennings, F	1.38
2013-14	K.J. McDaniels, F	1.17
2014-15	Donte Grantham, F	1.32
2015-16	Donte Grantham, F	1.81
2016-17	Avry Holmes, G	2.10
2017-18	Gabe DeVoe, G	2.46

THREE-POINT GOAL ACCURACY

(Minimum of 30 Attempts)

1982-83	Marc Campbell, G	37-73 .507
1986-87	Michael Tait, G	70-136 .515
1987-88	Chris Duncan, G	15-44 .341
	Donnell Bruce, G	15-44 .341
1988-89	David Young, G	36-97 .371
1989-90	Kirkland Howling, G	38-101 .376
1990-91	David Young, G	50-142 .352
1991-92	Ryan Amestoy, F	14-30 .467
1992-93	Chris Whitney, G	87-213 .408
1993-94	Jeff Brown, F	65-151 .430
1994-95	Bruce Martin, G	64-144 .444
1995-96	Andrius Jurkunas, F	51-121 .421
1996-97	Terrell McIntyre, G	61-172 .355
1997-98	Tony Christie, F	54-130 .415
1998-99	Terrell McIntyre, G	99-246 .402
1999-00	Will Solomon, G	93-248 .375
2000-01	Pasha Bains, G	28-69 .406
2001-02	Jamar McKnight, F	45-120 .375
2002-03	Shawan Robinson, G	28-59 .475
2003-04	Shawan Robinson, G	43-115 .374
2004-05	Shawan Robinson, G	69-171 .404
2005-06	Troy Mathis, G	19-45 .422
2006-07	K.C. Rivers, G/F	88-223 .395
2007-08	Terrence Oglesby, G	85-211 .403
2008-09	K.C. Rivers, G/F	69-176 .392
2009-10	Demontez Stitt, G	33-84 .393
2010-11	Andre Young, G	80-202 .396
2011-12	Tanner Smith, G	40-114 .351
2012-13	Jordan Roper, G	41-99 .414
2013-14	Damarcus Harrison, G	36-103 .350
2014-15	Damarcus Harrison, G	40-115 .348
2015-16	Jaron Blossomgame, F	45-101 .446
2016-17	Shelton Mitchell, G	29-64 .453

2017-18	Mark Donnal, F	20-42 .476
---------	----------------	------------

ASSIST-TURNOVER RATIO

(Minimum of 300 minutes played)

Year	Player	Ast-TO	Ratio
1975-76	Bruce Harman, G	58-40	1.45
1976-77	Greg Coles, G	61-35	1.74
1977-78	Derrick Johnson, G	132-67	1.97
1978-79	Bobby Conrad, G	105-55	1.91
1979-80	Fred Gilliam, F	38-20	1.90
1980-81	Vincent Hamilton, G	80-36	2.22
1981-82	Chris Dodds, G	74-36	2.06
1982-83	Marc Campbell, G	124-45	2.76
1983-84	Marc Campbell, G	104-43	2.42
1984-85	Grayson Marshall, G	192-95	2.02
1985-86	Grayson Marshall, G	262-93	2.82
1986-87	Grayson Marshall, G	221-74	2.99
1987-88	Grayson Marshall, G	182-85	2.14
1988-89	Tim Kincaid, G	107-63	1.69
1989-90	David Young, G	142-66	2.15
1990-91	David Young, G	100-68	1.47
1991-92	Chris Whitney, G	161-94	1.71
1992-93	Chris Whitney, G	193-110	1.75
1993-94	Lou Richie, G	182-87	2.09
1994-95	Merl Code, G	111-67	1.66
1995-96	Bill Harder, G	56-32	1.75
1996-97	Terrell McIntyre, G	145-66	2.20
1997-98	Terrell McIntyre, G	154-68	2.26
1998-99	Johnny Miller, G	74-34	1.90
1999-00	Dustin Braddick, F	49-37	1.32
2000-01	Edward Scott, G	127-74	1.72
2001-02	Edward Scott, G	238-109	2.18
2002-03	Edward Scott, G	161-79	2.04
2003-04	Vernon Hamilton, G	91-87	1.05
2004-05	Cliff Hammonds, G	88-64	1.38
2005-06	Cliff Hammonds, G	105-57	1.84
2006-07	Cliff Hammonds, G	147-59	2.49
2007-08	Cliff Hammonds, G	133-60	2.22
2008-09	Andre Young, G	66-23	2.87
2009-10	Trevor Booker, F	81-62	1.31
2010-11	Andre Young, G	102-40	2.55
2011-12	Andre Young, G	97-41	2.36
2012-13	Rod Hall, G	110-60	1.83
2013-14	Rod Hall, G	143-72	1.99
2014-15	Rod Hall, G	106-64	1.66
2015-16	Jordan Roper, G	118-39	3.03
2016-17	Shelton Mitchell, G	103-59	1.75
2017-18	Shelton Mitchell, G	119-67	1.78

ANDRE YOUNG LED THE TIGERS
IN THREE-POINT GOALS HIS FINAL
THREE SEASONS (2009-12).



CLASS RECORDS

GAMES PLAYED

As a Freshman		
Trevor Booker	36	2006-07
David Potter	36	2006-07
Will Solomon	34	1998-99
Terrence Oglesby	34	2007-08
Sidy Djitte	34	2013-14
Aamir Simms	34	2017-18

As a Sophomore

K.C. Rivers	36	2006-07
Raymond Sykes	36	2006-07
David Young	35	1989-90
Adam Allenspach	35	1998-99
Adonis Filer	34	2013-14
Landry Nnoko	34	2013-14
Jordan Roper	34	2013-14

As a Junior

Cliff Hammonds	36	2006-07
James Mays	36	2006-07
Sam Perry	36	2006-07
Rod Hall	36	2013-14
Damarcus Harrison	36	2013-14
K.J. McDaniels	36	2013-14

As a Senior

Vernon Hamilton	36	2006-07
Elden Campbell	35	1989-90
Marion Cash	35	1989-90
Derrick Forrest	35	1989-90
Kirkland Howling	35	1989-90
Harold Jamison	35	1998-99
Terrell McIntyre	35	1998-99
Tom Wideman	35	1998-99
Gabe DeVoe	35	2017-18

FIELD GOALS MADE

As a Freshman		
Skip Wise	188	1974-75
Trevor Booker	159	2006-07
Tree Rollins	144	1973-74
Greg Buckner	141	1994-95
Sharone Wright	137	1991-92

As a Sophomore

Elden Campbell	217	1987-88
Will Solomon	213	1999-00
Vince Yockel	210	1955-56
Devin Gray	197	1992-93
Butch Zatezalo	189	1967-68

As a Junior

Bill Yarborough	247	1954-55
Butch Zatezalo	228	1968-69
K.J. McDaniels	209	2013-14
Horace Grant	208	1985-86
Elden Campbell	205	1988-89
Dale Davis	205	1989-90

As a Senior

Horace Grant	256	1986-87
Billy Williams	229	1979-80
Elden Campbell	225	1989-90
Jaron Blossomgame	220	2016-17
Butch Zatezalo	213	1969-70

FIELD GOAL PERCENTAGE

(Min. 100 attempts)

As a Freshman

Sharrod Ford	60.6	2001-02
Trevor Booker	60.2	2006-07
Chris Hobbs	56.6	2000-01
Devin Booker	56.1	2009-10
Elden Campbell	55.4	1986-87

As a Sophomore

Dale Davis	67.0	1988-89
Elden Campbell	62.9	1987-88
Akin Akingbala	60.6	2003-04
Harold Jamison	59.7	1996-97
Vincent Hamilton	58.6	1981-82

As a Junior

Jerai Grant	63.2	2009-10
Dale Davis	62.5	1989-90
Sidy Djitte	62.0	2015-16
Jerry Pryor	59.3	1987-88
Akin Akingbala	59.3	2004-05

As a Senior

Harold Jamison	67.4	1998-99
Horace Grant	65.6	1986-87
Horace Wyatt	60.1	1981-82
Raymond Jones	58.8	1984-85
John Campbell	58.0	1979-80

FREE THROW ATTEMPTS

As a Freshman

Harold Jamison	135	1995-96
Skip Wise	114	1974-75
Sharone Wright	112	1991-92
Demontez Stitt	109	2007-08
Chris Hobbs	96	2000-01

As a Sophomore

Butch Zatezalo	212	1967-68
Vince Yockel	173	1955-56
Dave Angel	165	1970-71
Chris Hobbs	162	2001-02

As a Junior

Richie Mahaffey	250	1967-68
Sharone Wright	233	1993-94
Butch Zatezalo	229	1968-69
Dale Davis	213	1989-90
Bill Yarborough	198	1954-55

As a Senior

Richie Mahaffey	214	1969-70
Elden Campbell	207	1989-90
Dale Davis	205	1990-91
Horace Grant	195	1986-87
Harold Jamison	188	1998-99

FREE THROWS MADE

As a Freshman

Skip Wise	86	1974-75
Harold Jamison	83	1995-96
Demontez Stitt	83	2007-08
Terrell McIntyre	80	1995-96
Sharone Wright	63	1991-92

As a Sophomore

Butch Zatezalo	174	1967-68
Choppy Patterson	125	1959-60
Vince Yockel	124	1955-56
Randy Mahaffey	108	1964-65
Will Solomon	108	1999-00

As a Junior

Butch Zatezalo	189	1968-69
Richie Mahaffey	165	1967-68
Bill Yarborough	157	1954-55
K.J. McDaniels	154	2013-14
Sharone Wright	150	1993-94

As a Senior

Jim Brennan	139	1963-64
Butch Zatezalo	138	1969-70
Horace Grant	138	1986-87
Terrell McIntyre	130	1998-99
Elden Campbell	124	1989-90

FREE THROW PERCENTAGE

(Min. 30 Attempts)

As a Freshman

Anthony Jenkins	88.2	1982-83
Terrence Oglesby	85.1	2007-08
Fred Gilliam	84.4	1979-80
Tony Stockman	83.6	2000-01
Merl Code	80.9	1993-94

As a Sophomore

Marcquise Reed	90.6	2016-17
Derrick Johnson	88.7	1976-77
Tim Kincaid	85.6	1987-88
Fred Gilliam	85.1	1980-81
Donte Grantham	84.6	2015-16

As a Junior

Shelton Mitchell	85.7	2017-18
Johnny Snee	85.2	1950-51
Jim Sutherland	85.0	1965-66
Marcquise Reed	84.5	2017-18
Choppy Patterson	84.4	1960-61

As a Senior

Shawan Robinson	91.3	2005-06
Gary Burnisky	89.8	1963-64
Jim Sutherland	89.7	1966-67
Bruce Martin	87.5	1994-95
Jim Brennan	83.2	1963-64

REBOUNDS

As a Freshman

Tree Rollins	316	1973-74
Trevor Booker	232	2006-07
Sharone Wright	227	1991-92
Dale Davis	223	1987-88
Chris Hobbs	190	2000-01

As a Sophomore

Tree Rollins	328	1974-75
Sharone Wright	314	1992-93
Dale Davis	258	1988-89
Jaron Blossomgame	253	2014-15
Trevor Booker	249	2007-08

As a Junior

Dale Davis	395	1989-90
Sharone Wright	362	1993-94
Horace Grant	357	1985-86
Trevor Booker	311	2008-09
Tree Rollins	308	1975-76

As a Senior

Tree Rollins	359	1976-77
Harold Jamison	346	1998-99
Dale Davis	340	1990-91
Ron Richardson	327	1951-52
Horace Grant	299	1986-87

OFFENSIVE REBOUNDS

As a Freshman

Sharone Wright	120	1991-92
Trevor Booker	112	2006-07
Dale Davis	97	1987-88
Harold Jamison	80	1995-96
Vincent Hamilton	70	1980-81

As a Sophomore

Sharone Wright	128	1992-93
Dale Davis	100	1988-89
Raymond Jones	93	1982-83
Trevor Booker	92	2007-08
Harold Jamison	90	1996-97

As a Junior

Dale Davis	166	1989-90
Horace Grant	144	1985-86
Harold Jamison	126	1997-98
Sharone Wright	124	1993-94
Trevor Booker	107	2008-09

As a Senior

Harold Jamison	123	1998-99
Dale Davis	122	1990-91
Sidy Djitte	116	2016-17
Horace Grant	114	1986-87
Sharrod Ford	110	2004-05

REBOUND AVERAGE

As a Freshman

Tree Rollins	12.2	1973-74
Sharone Wright	8.1	1991-92
Dale Davis	7.7	1987-88
Trevor Booker	6.4	2006-07
Chris Hobbs	6.3	2000-01

As a Sophomore

Tree Rollins	11.7	1974-75
Sharone Wright	10.5	1992-93
Randy Mahaffey	9.7	1964-65
Dale Davis	8.9	1988-89
Vince Yockel	8.4	1955-56

As a Junior

Marvin Robinson	12.8	1951-52
Richie Mahaffey	11.5	1967-68
Tommy Mahaffey	11.3	1960-61
Dale Davis	11.3	1989-90
Tree Rollins	11.0	1975-76

As a Senior

Ron Richardson	13.6	1951-52
Tree Rollins	12.8	1976-77
Dale Davis	12.1	1990-91
Charley Gage	11.3	1953-54
John McGraw	11.1	1952-53

POINTS SCORED

As a Freshman

Skip Wise	462	1974-75
Trevor Booker	374	2006-07
Tony Stockman	373	2000-01
Terrell McIntyre	369	1995-96
Terrence Oglesby	356	2007-08

As a Sophomore


Will Solomon	627	1999-00
Butch Zatezalo	552	1967-68
Vince Yockel	544	1955-56
Elden Campbell	525	1987-88
K.C. Rivers	504	2006-07

As a Junior

Bill Yarborough	651	1954-55
Butch Zatezalo	645	1968-69
K.J. McDaniels	614	2013-14
Will Solomon	591	2000-01
Jaron Blossomgame	580	2015-16

As a Senior

Horace Grant	651	1986-87
Terrell McIntyre	627	1998-99
Jaron Blossomgame	584	2016-17



RICHE MAHAFFEY
ATTEMPTED 250
FREE THROWS IN
1967-68, STILL
A CLEMSON
RECORD.



CLASS RECORDS

Elden Campbell	575	1989-90
Butch Zatezalo	564	1969-70

SCORING AVERAGE

As a Freshman		
Skip Wise	18.4	1974-75
Terrell McIntyre	12.7	1995-96
Tree Rollins	12.4	1973-74
June Pruitt	12.3	1945-46
Sharone Wright	12.0	1991-92
Greg Buckner	12.0	1994-95

As a Sophomore		
Butch Zatezalo	23.0	1967-68
Vince Yockel	20.92	1955-56
Will Solomon	20.90	1999-00
Elden Campbell	18.8	1987-88
Randy Mahaffey	17.3	1964-65

As a Junior		
Bill Yarborough	28.3	1954-55
Butch Zatezalo	25.8	1968-69
Vince Yockel	19.8	1956-57
Will Solomon	19.7	2000-01
Choppy Patterson	19.0	1960-61

As a Senior		
Butch Zatezalo	21.7	1969-70
Horace Grant	21.0	1986-87
Garry Helms	19.2	1965-66
Jim Sutherland	18.8	1966-67
Bill Yarborough	18.7	1955-56

ASSISTS

As a Freshman		
Grayson Marshall	192	1984-85
Derrick Johnson	98	1975-76
Eric Burks	97	1990-91
Demontez Stitt	97	2007-08
Vernon Hamilton	91	2003-04

As a Sophomore		
Grayson Marshall	262	1985-86
Derrick Johnson	169	1976-77
Terrell McIntyre	145	1996-97
David Young	142	1989-90
Tim Kincaid	128	1987-88

As a Junior		
Edward Scott	238	2001-02
Grayson Marshall	221	1986-87
Chris Dodds	187	1980-81
Marion Cash	161	1988-89
Chris Whitney	161	1991-92

As a Senior		
Chris Whitney	193	1992-93
Terrell McIntyre	188	1998-99
Grayson Marshall	182	1987-88
Lou Richie	182	1993-94
Marion Cash	174	1989-90


MINUTES PLAYED

As a Freshman		
Cliff Hammonds	968	2004-05
Trevor Booker	936	2006-07
Donte Grantham	918	2014-15
Greg Buckner	911	1994-95
Terrell McIntyre	905	1995-96

As a Sophomore		
Grayson Marshall	1186	1985-86
Terrell McIntyre	1105	1996-97
Will Solomon	1079	1999-00
K.C. Rivers	1045	2006-07
Donte Grantham	1011	2015-16

As a Junior		
Marcquise Reed	1221	2017-18
K.J. McDaniels	1212	2013-14
Cliff Hammonds	1204	2006-07
Rod Hall	1194	2013-14
Edward Scott	1105	2001-02

As a Senior		
Terrell McIntyre	1250	1998-99
Gabe DeVoe	1202	2017-18
Cliff Hammonds	1162	2007-08
Vernon Hamilton	1134	2006-07
Jaron Blossomgame	1133	2016-17



**TERRENCE OGLESBY
HOLDS THE CLEMSON
FRESHMAN RECORD
WITH 85 THREE-
POINT GOALS.**

BLOCKED SHOTS

As a Freshman		
Tree Rollins	106	1973-74
Trevor Booker	78	2006-07
Sharone Wright	63	1991-92
Elden Campbell	62	1986-87
Dale Davis	38	1987-88

As a Sophomore		
Sharone Wright	124	1992-93
Tree Rollins	119	1974-75
Elden Campbell	88	1987-88
Landry Nnoko	69	2013-14
Trevor Booker	63	2007-08

As a Junior		
Tree Rollins	117	1975-76
K.J. McDaniels	100	2013-14
Sharone Wright	99	1993-94
Elden Campbell	87	1988-89
Elijah Thomas	79	2017-18

As a Senior		
Tree Rollins	108	1976-77
Elden Campbell	97	1989-90
Jerai Grant	78	2010-11
Dale Davis	74	1990-91
Landry Nnoko	71	2015-16

THREE-POINT FIELD GOALS

As a Freshman		
Terrence Oglesby	85	2007-08

Tony Stockman	75	2000-01
Cliff Hammonds	60	2004-05
Andrius Jurkunas	51	1995-96
K.C. Rivers	44	2005-06

As a Sophomore		
Will Solomon	93	1999-00
Terrence Oglesby	92	2008-09
K.C. Rivers	88	2006-07
Tony Stockman	80	2001-02
Terrell McIntyre	61	1996-97

As a Junior		
Chris Whitney	80	1991-92
K.C. Rivers	80	2007-08
Andre Young	80	2010-11
Cliff Hammonds	75	2006-07
Shawan Robinson	69	2004-05

As a Senior		
Terrell McIntyre	99	1998-99
Chris Whitney	87	1992-93
Gabe DeVoe	86	2017-18
Michael Tait	70	1986-87
Avry Holmes	69	2016-17

STEALS

As a Freshman		
Greg Buckner	63	1994-95
Vernon Hamilton	50	2003-04
Derrick Johnson	47	1975-76
K.C. Rivers	47	2005-06
Tony Stockman	44	2000-01



**BUTCH ZATEZALO HOLDS
THE SOPHOMORE AND
SENIOR CLASS SCORING
RECORDS AT CLEMSON.**

As a Sophomore		
Vernon Hamilton	68	2004-05
Devin Gray	60	1992-93
Cliff Hammonds	56	2005-06
Andre Young	54	2009-10
Merl Code	52	1994-95

As a Junior		
Vernon Hamilton	83	2005-06
James Mays	69	2006-07
K.C. Rivers	64	2007-08
Cliff Hammonds	60	2006-07
Terrell McIntyre	58	1997-98
Marcquise Reed	58	2017-18

As a Senior		
Chris Whitney	73	1992-93
Vernon Hamilton	70	2006-07
Cliff Hammonds	66	2007-08
Bobby Conrad	60	1979-80
Billy Williams	58	1979-80

DUNKS

As a Freshman		
Trevor Booker	44	2006-07
Sharone Wright	28	1991-92
Elden Campbell	27	1986-87
Dale Davis	21	1987-88
Devin Booker	20	2009-10
K.J. McDaniels	20	2011-12

As a Sophomore		
Devin Gray	50	1992-93
Elden Campbell	46	1987-88
Sharone Wright	42	1992-93
Dale Davis	37	1988-89
K.J. McDaniels	37	2012-13

As a Junior		
K.J. McDaniels	58	2013-14
Sharone Wright	54	1993-94
Devin Booker	47	2011-12
Elden Campbell	43	1988-89
Jerai Grant	42	2009-10

As a Senior		
Harold Jamison	62	1998-99
Akin Akingbala	59	2005-06
Larry Nance	55	1980-81
Tree Rollins	53	1976-77
Dale Davis	53	1990-91

CAREER RECORDS

POINTS SCORED

Rk	Name	Yrs	Years	GP	Avg	Pts
1.	Elden Campbell	4	1986-90	123	15.3	1880
2.	Terrell McIntyre	4	1995-99	126	14.6	1839
3.	Butch Zatezalo	3	1967-70	75	23.5	1761
4.	Greg Buckner	4	1994-98	122	14.4	1754
5.	Jaron Blossomgame	4	2013-17	128	13.5	1733
6.	Trevor Booker	4	2006-10	134	12.9	1725
7.	Horace Grant	4	1983-87	122	13.9	1696
8.	K.C. Rivers	4	2005-09	134	12.6	1684
9.	Dale Davis	4	1987-91	121	13.6	1650
10.	Bill Yarborough	5	1952-57	85	18.3	1553
11.	Vincent Hamilton	5	1980-85	116	13.2	1530
12.	Cliff Hammonds	4	2004-08	134	10.9	1465
13.	Tree Rollins	4	1973-77	110	13.3	1463
14.	Will Solomon	3	1998-01	94	15.2	1431
15.	Stan Rome	4	1974-78	109	12.5	1365
	Demontez Stitt	4	2007-11	126	10.8	1365
17.	Vince Yockel	3	1955-58	74	18.2	1350
18.	Larry Nance	4	1977-81	117	11.5	1341
19.	Devin Gray	4	1991-95	94	14.1	1322
20.	Jim Brennan	3	1961-64	76	17.3	1317
21.	Sharone Wright	3	1991-94	92	14.2	1308
22.	Vernon Hamilton	4	2003-07	127	9.7	1238
23.	Harold Jamison	4	1995-99	129	9.5	1231
24.	Jim Sutherland	3	1964-67	71	17.3	1230
25.	Edward Scott	4	1999-03	112	10.9	1226
26.	Andre Young	4	2008-12	129	9.5	1223
27.	Shawan Robinson	4	2002-06	120	9.8	1177
28.	Randy Mahaffey	3	1964-67	73	16.0	1171
29.	Sharrod Ford	4	2001-05	118	9.8	1154
	Devin Booker	4	2009-13	128	9.0	1154
31.	Choppy Patterson	4	1959-63	76	14.8	1131
32.	Jerry Pryor	4	1985-89	123	9.1	1124
33.	Donte Grantham	4	2014-18	114	9.6	1100
34.	Billy Williams	3	1977-80	85	12.7	1078
35.	Johnny Snee	4	1948-52	82	13.1	1077
36.	Colon Abraham	4	1974-78	106	10.0	1061
37.	K.J. McDaniels	3	2011-14	94	11.0	1035
38.	Richie Mahaffey	4	1966-70	75	13.6	1019
39.	Derrick Johnson	4	1975-79	111	9.1	1014

BEST SCORING AVERAGE

Rk	Name	Yrs	Years	GP	Pts	Avg
1.	Butch Zatezalo	3	1967-70	75	1761	23.48
2.	Bill Yarborough	5	1952-57	85	1553	18.27
3.	Vince Yockel	3	1955-58	74	1350	18.24
4.	Jim Brennan	3	1961-64	76	1317	17.33
5.	Jim Sutherland	3	1964-67	71	1230	17.32
6.	Randy Mahaffey	4	1966-70	73	1171	16.04
7.	Elden Campbell	4	1986-90	123	1880	15.28
8.	Will Solomon	3	1998-01	94	1431	15.22
9.	Choppy Patterson	4	1959-63	76	1131	14.88
10.	Terrell McIntyre	4	1995-99	126	1839	14.60
11.	Chris Whitney	2	1991-93	58	844	14.55
12.	Greg Buckner	4	1994-98	122	1754	14.38
13.	Sharone Wright	3	1991-94	92	1308	14.22
14.	Devin Gray	4	1991-95	94	1322	14.06
15.	Horace Grant	4	1983-87	122	1696	13.90
16.	Dale Davis	4	1987-91	121	1650	13.63
17.	Richie Mahaffey	4	1966-70	75	1020	13.60
18.	Jaron Blossomgame	4	2013-17	128	1733	13.53
19.	Tree Rollins	4	1973-77	110	1463	13.30
20.	Vincent Hamilton	5	1980-85	116	1530	13.19

DOUBLE-FIGURE SCORING GAMES

Rk	Name	Yrs	Years	GP	%GP	DF
1.	Elden Campbell	4	1986-90	123	.789	97
	Greg Buckner	4	1994-98	122	.795	97
	Terrell McIntyre	4	1995-99	126	.770	97
4.	Trevor Booker	4	2006-10	134	.701	94
5.	K.C. Rivers	4	2005-09	134	.672	90
6.	Jaron Blossomgame	4	2013-17	128	.672	86
7.	Tree Rollins	4	1973-77	110	.773	85
8.	Vincent Hamilton	5	1980-85	116	.724	84
9.	Dale Davis	4	1987-91	121	.686	83
10.	Horace Grant	4	1983-87	122	.664	81
11.	Sharone Wright	3	1991-94	92	.815	75
	Cliff Hammonds	4	2004-08	134	.559	75
13.	Stan Rome	4	1974-78	109	.661	72
	Demontez Stitt	4	2007-11	126	.571	72
15.	Devin Gray	4	1991-95	94	.755	71
16.	Butch Zatezalo	3	1967-70	75	.933	70
	Larry Nance	4	1977-81	117	.598	70

20-POINT SCORING GAMES

Rk	Name	Yrs	Years	GP	%GP	20+
1.	Butch Zatezalo	3	1967-70	75	.693	52
2.	Bill Yarborough	5	1952-57	85	.447	38
3.	Elden Campbell	4	1986-90	123	.276	34
4.	Vince Yockel	3	1955-58	74	.432	32

4.	Jaron Blossomgame	4	2013-17	128	.250	32
6.	Jim Brennan	3	1961-64	76	.395	30
	Will Solomon	3	1998-01	94	.319	30
8.	Horace Grant	4	1983-87	122	.230	28
	Terrell McIntyre	4	1995-99	126	.222	28
10.	Jim Sutherland	3	1964-67	71	.366	26

REBOUNDS


Rk	Name	Yrs	Years	GP	R/G	Reb
1.	Tree Rollins	4	1973-77	110	11.9	1311
2.	Dale Davis	4	1987-91	121	10.0	1216
3.	Trevor Booker	4	2006-10	134	7.9	1060
4.	Horace Grant	4	1983-87	122	8.0	981
5.	Harold Jamison	4	1995-99	129	7.3	937
6.	Sharone Wright	3	1991-94	92	9.8	903
7.	Elden Campbell	4	1986-90	123	6.8	836
8.	Jaron Blossomgame	4	2013-17	128	6.5	831
9.	Larry Nance	4	1977-81	117	6.7	784
10.	Sharrod Ford	4	2001-05	118	6.5	762
11.	Devin Booker	4	2009-13	128	5.7	728
12.	Tom Wideman	4	1995-99	129	5.6	723
13.	K.C. Rivers	4	2005-09	134	5.4	721
14.	Richie Mahaffey	4	1966-70	75	9.4	707
15.	Randy Mahaffey	3	1965-67	73	9.7	706
16.	Chris Hobbs	4	2000-04	116	5.9	679
17.	Donnie Mahaffey	3	1961-64	76	8.8	666
18.	Tommy Mahaffey	3	1959-62	76	8.5	649
19.	Ray Henderson	4	1999-03	112	5.7	633
20.	Vincent Hamilton	5	1980-85	116	5.4	628
21.	James Mays	4	2004-08	108	5.8	622
22.	Dave Angel	3	1970-73	78	7.8	607
23.	Landry Nnoko	4	2012-16	128	4.7	606
24.	Milton Jennings	4	2009-13	123	4.9	605
25.	Horace Wyatt	4	1978-82	119	5.1	604

BEST REBOUND AVERAGE

(Min. 40 Games Played)

Rk	Name	Yrs	Years	GP	Reb	Avg
1.	Tree Rollins	4	1973-77	110	1311	11.9
2.	Marvin Robinson	2	1951-53	41	483	11.8
3.	Dale Davis	4	1987-91	121	1216	10.0
4.	Sharone Wright	3	1991-94	92	903	9.8
5.	Randy Mahaffey	3	1964-67	73	706	9.7
6.	Richie Mahaffey	4	1966-70	75	707	9.4
7.	Gene Seay	2	1955-57	47	428	9.1
8.	Donnie Mahaffey	3	1961-64	76	666	8.8
9.	Tommy Mahaffey	3	1959-62	76	649	8.5
10.	Horace Grant	4	1983-87	122	981	8.0

ELDEN CAMPBELL
IS THE TIGERS'
ALL-TIME LEADING
SCORER WITH
1,880 POINTS
FROM 1986-90.



CAREER RECORDS

MINUTES PLAYED

Rk	Name	Yrs.	Years	GP	MPG	Min
1.	Cliff Hammonds	4	2004-08	134	32.0	4285
2.	Terrell McIntyre	4	1995-99	126	33.3	4200
3.	Grayson Marshall	4	1984-88	122	33.3	4064
4.	Edward Scott	4	1999-03	112	35.5	3971
5.	Greg Buckner	4	1994-98	122	32.4	3954
6.	Jaron Blossomgame	4	2013-17	128	31.0	3924
7.	Vincent Hamilton	5	1980-85	116	33.7	3906
8.	K.C. Rivers	4	2005-09	134	28.9	3873
9.	Trevor Booker	4	2006-10	134	28.4	3808
10.	Rod Hall	4	2011-15	129	28.7	3697
11.	Vernon Hamilton	4	2003-07	127	28.6	3636
12.	Demontez Stitt	4	2007-11	126	27.9	3513
13.	Dale Davis	4	1987-91	121	28.9	3498
14.	Andre Young	4	2008-12	129	27.0	3489
15.	Donte Grantham	4	2014-18	114	30.3	3449
16.	Harold Jamison	4	1995-99	129	26.1	3364
17.	Horace Grant	4	1983-87	122	27.6	3363
18.	Elden Campbell	4	1986-90	123	26.0	3194
19.	Tanner Smith	4	2008-12	127	24.9	3167
20.	Devin Booker	4	2009-13	128	24.1	3089
21.	Tree Rollins	4	1973-77	110	27.7	3045

GAMES PLAYED

Rk	Name	Yrs	Years	Min	Min/G	GP
1.	Cliff Hammonds	4	2004-08	4285	32.0	134
	K.C. Rivers	4	2005-09	3873	28.9	134
	Trevor Booker	4	2006-10	3808	28.4	134
	David Potter	4	2006-10	2209	16.5	134
5.	Harold Jamison	4	1995-99	3364	26.1	129
	Tom Wideman	4	1995-99	2767	21.4	129
	Andre Young	4	2008-12	3489	27.0	129
	Rod Hall	4	2011-15	3697	28.7	129
9.	Sam Perry	4	2004-08	1946	15.2	128
	Devin Booker	4	2009-13	3089	24.1	128
	Landry Nnoko	4	2012-16	2628	20.5	128
	Jaron Blossomgame	4	2013-17	3924	31.0	128

STARTS

Rk	Name	Yrs	Years	GP	Starts
1.	Trevor Booker	4	2006-10	134	#134
2.	Cliff Hammonds	4	2004-08	134	133
3.	Jaron Blossomgame	4	2013-17	128	125
4.	Greg Buckner	4	1994-98	122	#122
5.	Donte Grantham	4	2014-18	114	113
6.	Terrell McIntyre	4	1995-99	126	112
7.	Demontez Stitt	4	2007-11	126	111
8.	Tree Rollins	4	1973-77	110	#110
9.	Tom Wideman	4	1995-99	129	109
	Edward Scott	4	1999-03	112	109
10.	Rod Hall	4	2011-15	129	106

- Consecutive

PERSONAL FOULS

Rk	Name	Yrs	Years	GP	F/G	Fouls
1.	Chris Hobbs	4	2000-04	116	3.30	383
2.	Tree Rollins	4	1973-77	110	3.42	376
3.	Tom Wideman	4	1995-99	129	2.80	361
4.	Raymond Jones	5	1980-85	117	3.01	352
	Elden Campbell	4	1986-90	123	2.86	352
6.	Dale Davis	4	1987-91	121	2.88	348
7.	Horace Grant	4	1983-87	122	2.76	337
8.	Harold Jamison	4	1995-99	129	2.60	335
9.	Larry Nance	4	1977-81	117	2.72	318
10.	Andrius Jurkunas	4	1995-00	115	2.72	316

FIELD GOALS MADE

Rk	Name	Yrs.	Years	GP	FG/G	FG
1.	Elden Campbell	4	1986-90	123	6.13	754
2.	Trevor Booker	4	2006-10	134	5.13	687
3.	Greg Buckner	4	1994-98	122	5.57	679
4.	Horace Grant	4	1983-87	122	5.41	660
5.	Vincent Hamilton	5	1980-85	116	5.62	652
6.	Tree Rollins	4	1973-77	110	5.85	643
7.	Dale Davis	4	1987-91	121	5.23	633
8.	Butch Zatezalo	3	1967-70	75	8.40	630
9.	Jaron Blossomgame	4	2013-17	128	4.90	627
10.	K.C. Rivers	4	2005-09	134	4.66	625
11.	Terrell McIntyre	4	1995-99	126	4.70	592
12.	Bill Yarborough	5	1952-57	85	6.92	588
13.	Stan Rome	4	1974-78	109	5.07	553
	Larry Nance	4	1977-81	117	4.73	553
15.	Devin Gray	4	1991-95	94	5.77	542

FIELD GOAL ATTEMPTS

Rk	Name	Yrs	Years	GP	FGA/G	FGA
1.	Bill Yarborough	5	1952-57	85	18.3	1557
2.	Butch Zatezalo	3	1967-70	75	20.5	1536
3.	Terrell McIntyre	4	1995-99	126	11.3	1426
4.	K.C. Rivers	4	2005-09	134	10.6	1425

5.	Greg Buckner	4	1994-98	122	11.0	1346
6.	Elden Campbell	4	1986-90	122	10.9	1342
7.	Jaron Blossomgame	4	2013-17	128	10.0	1286
8.	Vincent Hamilton	5	1980-85	116	10.7	1244
9.	Trevor Booker	4	2006-10	134	9.2	1228
10.	Cliff Hammonds	4	2004-08	134	9.1	1217

BEST FIELD GOAL PERCENTAGE

(Min. 200 Field Goals Made)

Rk	Name	Yrs.	Years	FGM	FGA	Pct
1.	Harold Jamison	4	1995-99	454	746	.609
2.	Horace Grant	4	1983-87	660	1104	.598
3.	Dale Davis	4	1987-91	633	1076	.5882
4.	Akin Akingbala	4	2002-06	284	483	.5880
5.	Jerai Grant	4	2007-11	321	555	.587
6.	Raymond Sykes	4	2005-09	216	373	.579
7.	John Campbell	4	1977-80	283	501	.565
8.	Trevor Booker	4	2006-10	687	1228	.559
9.	Elden Campbell	4	1986-90	754	1342	.562
10.	Murray Jarman	4	1980-84	242	440	.550

THREE-POINT GOALS

Rk	Name	Yrs	Years	GP	Att	Goals
1.	K.C. Rivers	4	2005-09	134	729	281
2.	Terrell McIntyre	4	1995-99	126	696	259
3.	Cliff Hammonds	4	2004-08	134	697	244
4.	Andre Young	4	2008-12	129	629	236
5.	Will Solomon	3	1998-01	94	585	214
6.	Shawan Robinson	4	2002-06	120	538	203
7.	Terrence Oglesby	2	2007-09	66	448	177
8.	Gabe DeVoe	4	2014-18	118	489	169
9.	Chris Whitney	2	1991-93	58	404	167
10.	Donte Grantham	4	2014-18	114	484	161

THREE-POINT FIELD GOALS PER GAME

(Min. Two Years & 30 Made)

Rk	Name	Yrs	Years	Md	Gms	3G/G
1.	Chris Whitney	2	1991-93	167	58	2.88
2.	Terrence Oglesby	2	2007-09	177	66	2.68
3.	Tony Stockman	2	2000-02	155	59	2.63
4.	Will Solomon	3	1998-01	214	94	2.28
5.	Michael Tait	2	1985-87	70	31	2.26
6.	K.C. Rivers	4	2005-09	281	134	2.10
7.	Terrell McIntyre	4	1995-99	259	126	2.06
8.	Marc Campbell	4	1980-84	37	19	1.95
9.	Anthony Jenkins	4	1982-87	91	47	1.94
10.	Avry Holmes	2	2015-17	119	64	1.86

THREE-POINT FIELD GOAL PERCENTAGE

(Min. 50 Attempts)

Rk	Name	Yrs	Years	FGM	FGA	Pct.
1.	Michael Tait	2	1985-87	70	136	.515
2.	Marc Campbell	4	1980-84	37	73	.507
3.	Anthony Jenkins	4	1982-87	91	199	.457
4.	Michael Brown	1	1986-87	34	76	.447
5.	Chris Whitney	2	1991-93	167	404	.413
6.	Terrence Oglesby	2	2007-09	177	448	.395
7.	Avry Holmes	2	2015-17	119	306	.389
8.	Bruce Martin	4	1991-95	129	336	.384
9.	K.C. Rivers	4	2005-09	281	729	.385
10.	Jamar McKnight	2	2000-02	54	143	.378


FREE THROW ATTEMPTS

Rk	Name	Yrs	Years	GP	A/G	FTA
1.	Dale Davis	4	1987-91	121	5.38	651
2.	Butch Zatezalo	3	1967-70	75	8.13	610
3.	Richie Mahaffey	4	1966-70	75	8.01	601
4.	Harold Jamison	4	1995-99	129	4.63	597
5.	Elden Campbell	4	1986-90	123	4.68	576
6.	Horace Grant	4	1983-87	122	4.37	533
7.	Jaron Blossomgame	4	2013-17	128	4.13	529
8.	Trevor Booker	4	2006-10	134	3.93	526
9.	Greg Buckner	4	1994-98	122	4.26	520
10.	Bill Yarborough	5	1952-57	85	5.93	504

FREE THROWS MADE

Rk	Name	Yrs	Years	GP	M/G	FTM
1.	Butch Zatezalo	3	1967-70	75	6.68	501
2.	Terrell McIntyre	4	1995-99	126	3.14	396
3.	Dale Davis	4	1987-91	121	3.17	384
4.	Jaron Blossomgame	4	2013-17	128	3.00	383
5.	Bill Yarborough	5	1952-57	85	4.44	377
6.	Horace Grant	4	1983-87	122	3.07	375
7.	Richie Mahaffey	4	1966-70	75	4.92	369
	Elden Campbell	4	1986-90	123	3.00	369
9.	Greg Buckner	4	1994-98	122	2.84	346
10.	Jim Brennan	3	1961-64	76	4.54	345
11.	Demontez Stitt	4	2007-11	126	2.73	344
12.	Trevor Booker	4	2006-10	134	2.45	328
13.	Vince Yockel	3	1955-58	74	4.38	324
14.	Harold Jamison	4	1995-99	129	2.50	323

CAREER RECORDS



TREE ROLLINS STILL HOLDS THE BLOCKED SHOTS (450) AND BLOCKED SHOTS PER GAME RECORD (4.09).

4.	Cliff Hammonds	4	2004-08	225	134	1.68
5.	Derrick Forrest	2	1988-90	105	65	1.62
6.	K.C. Rivers	4	2005-09	210	134	1.57
7.	Marion Cash	2	1988-90	102	65	1.56
8.	Grayson Marshall	4	1984-88	189	122	1.55
9.	James Mays	4	2004-08	166	108	1.54
	Terrell McIntyre	4	1995-99	194	126	1.54

BLOCKED SHOTS

Rk	Name	Yrs	Years	GP	BS/G	BS
1.	Tree Rollins	4	1973-77	110	4.09	450
2.	Elden Campbell	4	1986-90	123	2.71	334
3.	Sharone Wright	3	1991-94	92	3.11	286
4.	Trevor Booker	4	2006-10	134	1.86	249
5.	Landry Nnoko	4	2012-16	128	1.66	212
6.	Dale Davis	4	1987-91	121	1.73	210
7.	Jerai Grant	4	2007-11	127	1.55	197
8.	K.J. McDaniels	3	2011-14	94	1.88	177
	Sharrod Ford	4	2001-05	118	1.50	177
10.	John Campbell	4	1977-80	84	1.50	126

BLOCKS PER GAME

(Min. 50 Games Played)

Rk	Name	Yrs	Years	BS	GP	BS/G
1.	Tree Rollins	4	1973-77	450	110	4.09
2.	Sharone Wright	3	1991-94	286	92	3.11
3.	Elden Campbell	4	1986-90	334	123	2.71
4.	K.J. McDaniels	3	2011-14	177	94	1.88
5.	Trevor Booker	4	2006-10	249	134	1.86
6.	Elijah Thomas	2	2016-18	107	59	1.81
7.	Dale Davis	4	1987-91	210	121	1.73
8.	Landry Nnoko	4	2012-16	212	128	1.66
9.	Jerai Grant	4	2007-11	197	127	1.55
10.	John Campbell	3	1977-80	126	84	1.50
	Sharrod Ford	4	2001-05	177	118	1.50

ASSISTS

Rk	Name	Yrs.	Years	GP	A/G	Ast
1.	Grayson Marshall	4	1984-88	122	7.02	857
2.	Edward Scott	4	1999-03	112	5.31	595
3.	Terrell McIntyre	4	1995-99	126	4.58	577
4.	Derrick Johnson	4	1975-79	111	4.29	476
5.	Cliff Hammonds	4	2004-08	134	3.53	473
6.	Demontez Stitt	4	2007-11	126	3.33	419
7.	Bobby Conrad	4	1976-80	116	3.47	402
8.	Vernon Hamilton	4	2003-07	127	3.14	399
9.	Rod Hall	4	2011-15	129	3.03	393
10.	Marc Campbell	4	1980-84	106	3.43	364

ASSISTS PER GAME

(Min. 50 Games Played)

Rk	Name	Yrs.	Years	Ast	GP	A/G
1.	Grayson Marshall	4	1984-88	857	122	7.02
2.	Chris Whitney	2	1991-93	354	58	6.10
3.	Edward Scott	4	1999-03	595	112	5.31
4.	Marion Cash	2	1988-90	335	64	5.23
5.	Terrell McIntyre	4	1995-99	577	126	4.58
6.	Derrick Johnson	4	1975-79	476	111	4.29
7.	Lou Richie	2	1992-94	239	57	4.19
8.	Chris Dodds	3	1979-82	325	83	3.92
9.	Mike Eppley	4	1980-84	268	69	3.88

ASSIST/TURNOVER RATIO

(Min. 100 Assists)

Rk	Name	Yrs.	Years	Ast	TO	Ratio
1.	Grayson Marshall	4	1984-88	857	347	2.47
2.	Marc Campbell	4	1980-84	364	162	2.25
3.	Andre Young	4	2008-12	342	163	2.10
4.	Cliff Hammonds	4	2004-08	473	240	1.97
5.	Lou Richie	2	1992-94	239	122	1.96
6.	Chris Dodds	3	1979-82	325	172	1.89
	Edward Scott	4	1999-03	595	315	1.89
8.	Warren Wallace	3	1982-85	125	67	1.87
9.	Terrell McIntyre	4	1995-99	577	318	1.81
10.	Clarke Bynum	4	1980-84	179	101	1.77

DOUBLE-DOUBLES

Rk	Name	Yrs	Years	GP	%GP	DD
1.	Tree Rollins	4	1973-77	110	.555	61
2.	Dale Davis	4	1987-91	121	.430	52
3.	Sharone Wright	3	1991-94	92	.446	41
4.	Horace Grant	4	1983-87	122	.295	36
5.	Trevor Booker	4	2006-10	134	.239	32
6.	Randy Mahaffey	3	1964-67	73	.411	30
7.	Tom Mahaffey	3	1959-62	76	.355	27
8.	Richie Mahaffey	3	1966-69	75	.347	26
9.	Elden Campbell	4	1986-90	123	.195	24
10.	Sharrod Ford	4	2001-05	118	.186	22

15.	Randy Mahaffey	3	1964-67	73	4.37	319
-----	----------------	---	---------	----	------	-----

BEST FREE THROW PERCENTAGE

(Min. 100 Made)

Rk	Name	Yrs	Years	FTM	FTA	Pct
1.	Marcquise Reed	2	2016-18	216	248	.871
2.	Jim Sutherland	3	1964-67	260	306	.850
3.	Gary Burnisky	3	1961-64	145	171	.8479
4.	Terrence Oglesby	2	2007-09	128	151	.8476
5.	Fred Gilliam	4	1979-83	148	177	.8364
6.	Derrick Johnson	4	1975-79	152	182	.8362
7.	Butch Zatezalo	3	1967-70	501	610	.835
8.	Shawan Robinson	4	2002-06	194	233	.833
9.	Shelton Mitchell	2	2016-18	183	220	.832
10.	Jim Brennan	3	1967-70	345	423	.825

STEALS

Rk	Name	Yrs	Years	GP	S/G	Steals
1.	Vernon Hamilton	4	2003-07	127	2.13	271
2.	Cliff Hammonds	4	2004-08	134	1.68	225
3.	K.C. Rivers	4	2005-09	134	1.57	210
4.	Terrell McIntyre	4	1995-99	126	1.54	194
5.	Grayson Marshall	4	1984-88	122	1.55	189
6.	Derrick Johnson	4	1975-79	111	1.69	188
7.	Andre Young	4	2008-12	129	1.43	184
8.	Greg Buckner	4	1994-98	122	1.47	179
9.	James Mays	4	2004-08	108	1.54	166
10.	Demontez Stitt	4	2007-11	126	1.30	164
11.	Tanner Smith	4	2008-12	127	1.25	159
12.	Andre Bovain	4	1990-94	108	1.40	151
13.	Trevor Booker	4	2006-10	134	1.07	144
14.	Devin Gray	4	1991-95	94	1.51	142
15.	Bobby Conrad	4	1976-80	116	1.22	141

STEALS PER GAME


(Min. 2 Years)

Rk	Name	Yrs	Years	St	GP	S/G
1.	Vernon Hamilton	4	2003-07	271	127	2.13
2.	Chris Whitney	2	1991-93	114	58	1.97
3.	Derrick Johnson	4	1975-79	188	111	1.69



TEAM RECORDS

THE 1989-90 TEAM FEATURED ONE OF CLEMSON'S GREATEST REBOUNDERS, DALE DAVIS.



MISCELLANEOUS RECORDS

Points in a First Half: 69 vs. Boston College, 12/28/76

Points in a Second Half: 72 vs. Morehead State, 11/11/92

Points in Overtime: 24 vs. Georgia Tech, 2/5/92 (95-78)

Victory Margin in an Overtime Game: +17 (95-78) vs. Georgia Tech, 2/5/92

Most Points by Both Teams: 233 vs. Wake Forest (Clemson 118, Wake Forest 115 in 2 OTs), 2/13/02

Most Players Fouled Out: 6 vs. Presbyterian, 12/11/51; North Carolina, 1/14/56; North Carolina, 1/28/98

Fewest Points: 5 vs. Tennessee, 1/13/27

Fewest Points by Opponent: 5 by Presbyterian, 2/22/23

Fewest Turnovers by Both Teams: 9 vs. NC State, 2/1/97 (Clemson 6, NC State 3)

Most Turnovers by Both Teams: 73, Purdue vs. Clemson, 12/5/73

Most Players With a Three-Point Goal: 8 vs. Virginia, 1/22/83; 8 vs. Presbyterian, 11/13/09, 8 vs. Louisiana-Lafayette, 12/22/17

MOST POINTS

Game: 133 vs. Tennessee Tech, 12/11/76 (52 FG, 29 FT)

Season: 2,777 in 1989-90 in 35 games (1,060 FG, 117 3-PT FG, 540 FTM)

Per Game: 86.6 in 1976-77 in 28 games (2,425)

VICTORY MARGIN

Game: +73 (112-39) vs. Armstrong State, 12/17/86

Season: +17.7 Points per game (86.6-68.9), 1976-77

MOST FIELD GOALS MADE

Game: 52 (Att. 85) vs. Tennessee Tech, 12/11/76

Season: 1,060 (Att. 2,148) in 1989-90

MOST FIELD GOALS ATTEMPTED

Game: 98 (made 31) vs. Furman, 1/7/00

Season: 2,148 (made 1,060) in 1989-90

BEST FIELD GOAL ACCURACY

Game: 70.1 (48-68) vs. Florida Southern, 2/28/76

Season: 52.9 (990-1873) in 1986-87

THREE-POINT FIELD GOALS MADE

Game: 16 vs. Puerto Rico-Mayaguez, 12/19/05

Season: 288 in 2017-18

Per Game: 8.23 (288 in 35 games) in 2017-18

Consecutive: 12 vs. Virginia, 1/22/83

THREE-POINT FIELD GOAL ATTEMPTS

Game: 42 at North Carolina, 1/15/94

Season: 786 in 2017-18

Per Game: 23.13 (740 in 32 games) in 2005-06

THREE-POINT FIELD GOAL PERCENTAGE

Game: .846 (11-13) vs. North Carolina, 1/31/04

Season: .448 (203-453) in 1986-87

MOST FREE THROWS MADE

Game: 40 (Att. 54) vs. The Citadel, 1/3/66

Season: 40 (Att. 53) vs. Maryland, 1/12/68

Consecutive: 24 vs. Mercer, 12/30/92

Season: 624 (Att. 912) in 1955-56

MOST FREE THROW ATTEMPTS

Game: 55 (Made 37) at Furman, 2/24/55

Season: 912 (Made 624) in 1955-56

BEST FREE THROW ACCURACY

Game: 1.000 (15-15) vs. Miami, 1/16/16

Season: 75.5 (498-660) in 2017-18

MOST REBOUNDS

Game: 71 vs. West Virginia Tech, 12/16/80

Season: 1,430 vs. Georgia State, 1/15/90 in 1989-90

REBOUND MARGIN

Game: +43 vs. West Virginia Tech, 12/16/80

Season: +8.2 (30.5-38.7), 1998-99

MOST STEALS

Game: 25 vs. Hampton, 11/19/04

Season: 352 vs. Furman, 11/12/07 in 2005-06

Per Game: 11.0 in 2005-06

MOST ASSISTS

Game: 36 vs. West Virginia Tech, 12/16/80

Season: 636 vs. Bowling Green, 11/27/81 in 1980-81

MOST PERSONAL FOULS

Game: 43 vs. Presbyterian, 12/11/51

Season: 683 in 1997-98

MOST BLOCKED SHOTS

Game: 16 vs. Radford, 12/9/89

Season: 235 in 1989-90

Per Game: 6.71 in 1989-90

FEWEST TURNOVERS COMMITTED

Game: 3 vs. North Carolina, 3/10/95

Per Game: 10.16 315 in 31 games in 2015-16

TURNOVERS FORCED

Game: 47 vs. Appalachian State, 12/7/74

Per Game: 21.4 599 in 28 games in 1976-77

MOST DUNKS

Game: 16 vs. Georgia State, 1/15/90

Season: 176 in 1989-90

Per Game: 5.02 in 1989-90

MOST CHARGES TAKEN

Game: 11 vs. North Carolina, 1/27/79

Season: 109 in 1978-79

Per Game: 3.76 in 1978-79

OFFENSIVE REBOUNDS

Game: 33 at North Carolina, 1/9/92


Season: 536 in 2007-08

Per Game: 15.76 in 2007-08

ASSIST/TURNOVER RATIO

Game: 16/1 (16/1) vs. NC State, 2/20/16

Season: 1.48/1 (636-430) in 1980-81



THE 1986-87 TEAM HOLDS SCHOOL RECORDS FOR FIELD GOAL AND THREE-POINT PERCENTAGE FOR A SEASON.

TEAM GAME BESTS

SCORING - CLEMSON

Pts	Site-Opponent	Date
133	H-Tennessee Tech (78)	12-11-1976
128	N1-Boston College (76)	12-28-1976
125	H-Texas Christian (62)	11-27-1977
124	H-West Virginia Tech (70)	12-16-1980
122	H-Florida Southern (79)	2-28-1976
120	H-Roanoke (56)	2-26-1978
120	A-Charleston Southern (103)	12-1-1993
118	H-Wake Forest (115) (20T)	2-13-2002
117	H-Georgia State (59)	1-15-1990
115	H-South Carolina (91)	2-8-1981
114	H-The Citadel (69)	2-6-1956
114	H-Radford (76)	12-9-1989
114	H-Morehead State (69)	11-30-1991
N1 - Milwaukee, Wis.		

SCORING - OPPONENTS

Pts	Site-Opponent	Date
124	A-Furman (87)	2-24-1955
122	A-Florida State (80)	1-22-1970
120	A-Wake Forest (65)	2-4-1955
119	A-NC State (85)	2-5-1955
119	A-NC State (87)	1-31-1970
115	A-Duke (54)	12-3-1954
115	H-North Carolina (83)	1-13-1968
115	A-Duke (74)	1-7-2001
115	H-Wake Forest (118) (20T)	2-14-2002
113	A-NC State (59)	2-20-1954
113	A-South Carolina (85)	3-2-1957
112	H-NC State (72)	12-14-1954
112	A-Duke (73)	1-27-1992

HIGHEST SCORING HALVES - CLEMSON

Pts	Opponent	1/2	Date	CU-OPP
72	Morehead State	2nd	11-30-91	114-69
71	Tennessee Tech	2nd	12-11-76	133-78
69	Boston College	1st	12-28-76	128-76
69	South Carolina	2nd	2-8-81	115-91
69	Radford	2nd	12-9-89	114-76
69	Charleston Southern	2nd	12-1-93	120-103
67	Texas Christian	2nd	11-25-77	125-62
66	Virginia	2nd	1-13-93	82-100
65	Georgia Southern	2nd	12-4-76	110-55
65	Roanoke	1st	2-26-77	120-56

HIGHEST SCORING HALVES - OPPONENTS

Pts	Opponent	1/2	Date	CU-OPP
70	North Carolina	2nd	1-28-87	99-108
67	Furman	1st	2-24-55	87-124
66	Wake Forest	1st	2-4-55	65-120
65	Florida State	2nd	1-22-70	80-122
65	Furman	2nd	1-25-78	68-87
65	North Carolina	2nd	3-11-83	79-105
64	North Carolina	2nd	2-13-70	87-119
63	Duke	1st	12-3-54	54-115
63	NC State	2nd	2-5-55	85-119
63	South Carolina	2nd	3-2-57	85-113

BEST FIELD GOAL PERCENTAGES - CLEMSON

Pct	FG-FGA	Site-Opponent	Date
.701	48-68	H-Florida Southern	2-28-1976
.700	14-20	N1-South Carolina	3-5-1970
.698	44-63	H-Saint Francis (N.Y.)	1-4-1984
.692	27-39	H-Georgia Tech	1-12-2011
.676	25-37	N2-Iona	11-21-1997
.675	27-40	A-Virginia	2-21-1984
.673	37-55	H-North Carolina-Asheville	1-11-1992
.667	40-60	H-Baylor	12-19-1983
.667	24-36	A-Furman	1-31-1981
.667	28-42	H-South Carolina	12-12-1981
.659	27-41	H-North Carolina-Asheville	12-12-1998
N1 - Charlotte, N.C.; N2 - Fairbanks, Alaska			

BEST FIELD GOAL PERCENTAGES - OPPONENTS

Pct	FG-FGA	Site-Opponent	Date
.714	50-70	N1-Louisiana State	12-20-1969
.684	39-57	N2-North Carolina	2-1-1984
.683	28-41	N3-Gonzaga	11-23-1997
.679	36-53	A-Duke	2-27-1985
.676	23-34	H-Wake Forest	2-26-1971
.667	26-39	A-North Carolina	1-26-1980
.661	41-62	A-Florida State	2-5-2017
.653	32-49	H-NC State	2-1-1969
.647	44-68	A-Duke	1-27-1992
.646	31-48	A-Virginia	1-17-1982
.646	31-48	A-Virginia	2-22-1986
.644	29-45	H-Georgia Tech	1-24-1967
.641	25-39	A-NC State	1-29-1980
N1 - Charlotte, N.C.; N2 - Greensboro, N.C.; N3 - Fairbanks, Alaska			

WORST FIELD GOAL PERCENTAGES - CLEMSON

Pct	FG-FGA	Site-Opponent	Date
.238	15-63	A-Virginia	2-12-1994
.240	12-50	A-Virginia	1-11-1995
.254	15-59	A-Miami (Fla.)	1-18-2006
.260	19-73	H-Duke	1-23-1982
.262	17-65	H-Georgia Tech	2-28-1968
.271	16-59	A-Georgia	12-22-2015
.272	22-81	A-North Carolina	1-9-1992
.273	18-66	A-North Carolina	1-26-1997
.280	14-50	A-Wake Forest	2-12-1997
.283	15-53	A-Duke	1-8-2013
.283	15-53	H-North Carolina	1-3-2015
N1 - El Paso, Texas; N2 - Greenville, S.C.; N3 - Greensboro, N.C.; N4 - St. Thomas, Virgin Islands			

WORST FIELD GOAL PERCENTAGES - OPPONENTS

Pct	FG-FGA	Site-Opponent	Date
.180	9-50	H-Wofford	2-6-1996
.200	13-65	A-Wake Forest	1-4-1964
.211	16-76	N1-Florida International	12-29-1987
.211	12-57	H-East Carolina	12-29-2004
.220	9-41	N2-Army	12-29-1993
.226	12-53	H-Radford	11-30-1998
.229	11-48	H-Savannah State	12-17-2010
.237	14-59	H-Georgia	3-10-1999
.239	16-67	H-Armstrong State	12-17-1986
.246	15-61	H-Wake Forest	1-15-2013
.250	15-60	H-Stetson	11-16-1998
.258	17-66	N3-Auburn	3-18-2018
.259	14-54	H-North Florida	12-16-2008
.261	12-46	A-South Carolina	12-17-1996
.263	15-57	H-Charleston Southern	12-22-2001
N1 - Tampa, Fla.; N2 - Honolulu, Hawaii; N3 - San Diego, Calif.			

FIELD GOALS MADE - CLEMSON

No	Att	Site-Opponent	Date
52	85	H-Tennessee Tech	12-11-1976
50	79	H-Bowling Green State	11-27-1981
50	78	H-Roanoke	2-26-1977
49	86	N1-Boston College	12-28-1976
49	85	H-Furman	12-1-1976
48	83	H-West Virginia Tech	12-16-1980
48	68	H-Florida Southern	2-28-1976
46	85	H-Georgia Southern	12-17-1979
46	79	H-Colgate	2-1-1979
46	75	H-Texas Christian	11-27-1977
46	74	H-South Carolina	2-8-1981
N1 - Milwaukee, Wis.			

FIELD GOALS MADE - OPPONENTS

No	Att	Site-Opponent	Date
52	NA	A-NC State	2-5-1955
50	105	H-Florida State	1-22-1970
50	70	H-Louisiana State	12-20-1969
47	95	A-South Carolina	2-7-1970
46	87	A-Duke	1-12-1965
46	81	A-Maryland	2-23-1970
46	80	N1-North Carolina	2-13-1970
46	NA	A-NC State	2-20-1954
N1 - Charlotte, N.C.			

FIELD GOAL ATTEMPTS - CLEMSON

No	Made	Site-Opponent	Date
98	31	H-Furman	1-7-1960
94	41	H-Duke	1-11-1962
91	31	H-Furman	1-4-1968
89	40	A-North Carolina	2-10-2008
88	35	H-Furman	1-15-1962
86	49	N1-Boston College	12-28-1976
86	45	H-Catholic	11-24-1978
86	44	H-Wake Forest	2-28-1970
86	40	H-Georgia Tech	2-5-1992
86	39	H-Appalachian State	12-7-1974
N1 - Milwaukee, Wis.			

FIELD GOAL ATTEMPTS - OPPONENTS

No	Made	Site-Opponent	Date
105	50	H-Florida State	1-22-1970
95	47	A-South Carolina	2-7-1970
94	35	H-Austin Peay State	11-29-1975
91	39	A-Duke	1-9-1968
91	34	H-West Virginia Tech	12-16-1980
90	41	H-North Carolina	2-16-1968
90	37	A-Virginia	1-14-1967
88	41	H-Wake Forest	2-13-2002
88	28	N1-Lafayette	12-20-1957
N1 - Charlotte, N.C.			

THREE-POINT GOALS - CLEMSON

No	Att	Site-Opponent	Date
16	28	N2-Puerto Rico-Mayaguez	12-19-2005
16	26	A-Virginia	2-7-2008

15	37	N1-Evansville	12-27-1993
15	30	H-North Carolina	1-30-2018
15	28	A-Maryland	1-20-2002
15	27	H-Western Carolina	12-23-2006
15	23	A-Virginia	1-22-1983
14	30	H-Presbyterian	11-13-2009
14	28	H-Georgia Tech	1-24-2001
14	28	A-Minnesota	11-30-2015
14	25	A-Virginia Tech	1-29-2009
13	30	A-Virginia	1-2-2005
13	29	H-Maryland	1-2-2001
13	29	H-USC Upstate	12-2-2015
13	28	H-Mercer	12-10-2016
13	27	H-Virginia Tech	1-22-2017
13	24	A-Charleston Southern	12-1-1993
13	24	H-Florida State	1-12-2007
13	22	A-Virginia Tech	3-1-2006
13	20	H-Winthrop	1-26-1987
N1 - Honolulu, Hawaii; N2 - San Juan, Puerto Rico			

THREE-POINT GOALS - OPPONENTS

No	Att	Site-Opponent	Date
19	42	H-Wake Forest	2-13-2002
17	31	H-Georgia Tech	1-24-2001
17	30	A-Florida State	2-5-2017
17	29	N1-Duke	3-9-2000
16	31	N2-UMass	11-23-2015
15	47	A-Charleston Southern	12-1-1993
15	38	H-George Washington	12-22-1999
15	32	H-Wofford	11-24-2001
15	32	A-Notre Dame	1-7-2017
15	31	A-North Carolina	1-16-2018
15	31	H-NC State	1-15-2002
15	29	H-NC State	1-29-2006
15	25	H-Ohio State	12-1-2004
N1 - Charlotte, N.C.; N2 - Las Vegas, Nev.			

THREE-POINT ATTEMPTS - CLEMSON

No	Made	Site-Opponent	Date
42	12	A-North Carolina	1-15-1994
38	9	H-North Carolina	1-14-1995
37	15	N1-Evansville	12-27-1993
36	11	A-Virginia Tech	2-21-2018
33	9	N2-Villanova	3-21-2008
33	7	H-Georgia Tech	3-7-1993
32	8	H-Wake Forest	1-11-2006
31	11	A-North Carolina	1-16-2018
31	11	H-George Washington	12-22-1999
31	9	H-Winthrop	12-18-1999
31	10	H-East Tennessee St.	12-9-2005
31	9	H-Florida State	1-4-2006
31	12	A-Minnesota	11-29-2006
31	9	H-East Carolina	1-3-2009
31	8	H-South Carolina St.	12-13-2016
N1 - Honolulu, Hawaii; N2 - Tampa, Fla.			

THREE-POINT ATTEMPTS - OPPONENTS

No	Made	Site-Opponent	Date
47	15	A-Charleston Southern	12-1-1993
42	19	H-Wake Forest	2-13-2001
40	11	H-Davidson	11-17-2016
38	15	H-George Washington	12-22-1999
38	12	H-Virginia	1-15-2000
37	14	N2-Xavier	3-23-1999
37	8	H-Auburn	3-18-1993
37	6	H-NC State	2-18-2004
35	8	N1-La Salle	3-17-1990
35	8	H-The Citadel	11-25-2000
34	13	A-Syracuse	1-5-2016
34	12	H-North Carolina	2-15-2003
34	10	A-Seton Hall	12-19-1997
N1 - Hartford, Conn.; N2 - New York, N.Y.			

THREE-POINT PERCENTAGES - CLEMSON

(Minimum 10 Attempts)

Pct	FG-FGA	Site-Opponent	Date
.846	11-13	H-North Carolina	1-31-2004
.800	8-10	N1-Delaware State	12-29-1986
.800	8-10	H-Winthrop	12-19-2002
.786	11-14	H-Georgia Tech	1-12-2011
.750	12-16	N2-UTEP	11-23-2012
.688	11-16	A-Virginia	2-14-1987
.688	11-16	H-Mercer	12-5-1987
.667	12-18	H-Virginia	2-23-1983
.667	10-15	H-Duke	3-2-1983
.667	10-15	A-Duke	1-4-1995
.667	8-12	H-Maryland	2-22-2005
N1 - Little Rock, Ark.; N2 - Orlando, Fla.			

THREE-POINT PERCENTAGES - OPPONENTS

(Minimum 10 Attempts)

Pct	FG-FGA	Site-Opponent	Date
.909	10-11	A-Duke	2-1-1988



TEAM GAME BESTS

.737	14-19	N3-Gonzaga	11-23-1997
.727	8-11	H-Maryland	2-7-2012
.684	13-19	N1-Evansville	12-27-1994
.667	8-12	A-Maryland	2-19-1983
.667	12-18	A-North Carolina	2-21-1987
.647	11-17	A-Wake Forest	1-24-1993
.643	9-14	A-NC State	1-9-2007
.625	10-16	A-Wake Forest	2-21-1996
.615	8-13	A-Maryland	2-24-2010
.611	11-18	N2-Coppin State	12-21-1990

N1 - Honolulu, Hawaii; N2 - Miami, Fla.; N3 - Fairbanks, Alaska

FREE THROWS MADE - CLEMSON

Made	Att	Site-Opponent	Date
40	53	H-Maryland	1-15-1968
40	54	H-The Citadel	1-23-1966
39	51	H-Georgia Tech	12-9-1972
38	46	H-NC State	12-11-1956
38	45	H-Mercer	12-30-1992
37	55	A-Furman	2-24-1955
37	49	N1-North Carolina	12-8-1956
37	48	A-Florida State	2-8-1992
36	48	H-NC State	2-15-1980
36	45	H-Wake Forest	2-27-1969

N1 - Charlotte, N.C.

FREE THROWS MADE - OPPONENTS

Made	Att	Site-Opponent	Date
47	72	H-Furman	1-29-1955
42	52	A-Wake Forest	2-27-1969
41	59	A-North Carolina	1-28-1998
38	51	A-South Carolina	1-27-1983
38	49	A-Duke	1-31-1990
38	46	A-Virginia Tech	2-6-2010
37	47	N1-North Carolina	3-11-2005
36	52	A-Furman	2-22-1958
36	49	A-Wake Forest	2-4-1955
36	46	A-Presbyterian	12-16-1952
36	46	N2-Auburn	12-21-1966
36	45	H-Wake Forest	2-27-1969
36	45	H-Presbyterian	12-4-1952

N1 - Washington, DC; N2 - Birmingham, Ala.

FREE THROW ATTEMPTS - CLEMSON

No	Made	Site-Opponent	Date
55	37	A-Furman	2-24-1955
54	40	H-The Citadel	12-3-1966
53	40	H-Maryland	1-15-1968
52	32	H-Georgia State	1-15-1990
51	39	H-Georgia Tech	1-29-1972
50	35	H-Indiana State	1-30-1971
50	32	H-Radford	12-9-1989
49	37	N1-North Carolina	12-8-1956
48	36	H-NC State	2-16-1980
48	33	H-Maryland	2-8-1997

N1 - Charlotte, N.C.

FREE THROW ATTEMPTS - OPPONENTS

No	Made	Site-Opponent	Date
72	47	H-Furman	1-29-1955
59	41	A-North Carolina	1-28-1998
53	33	H-North Carolina-Charlotte	12-15-1990
52	42	A-Wake Forest	2-18-1969
52	36	A-Furman	2-22-1958
52	34	A-Virginia	2-18-1976
51	38	A-South Carolina	1-27-1983
51	34	H-North Carolina	1-14-1995
50	30	A-Maryland	2-25-1995
49	38	A-Duke	1-31-1990
49	36	A-Wake Forest	2-4-1955
49	35	A-Wake Forest	1-4-1964
49	33	A-Wake Forest	3-1-2003
49	30	A-Furman	2-24-1955

FREE THROW PERCENTAGES - CLEMSON

(Min. of 15 Attempts)

Pct.	Made-Att	Site-Opponent	Date
1.000	15-15	H-Miami	1-16-2016
.957	22-23	H-Duke	1-7-1997
.941	16-17	H-Miami	1-13-2018
.941	16-17	H-Maryland	1-12-1970
.933	14-15	A-George Washington	2-21-1951
.933	14-15	A-Virginia	2-18-1989
.923	24-26	H-South Carolina	11-17-2013
.923	24-26	N1-Duke	3-8-2017
.917	22-24	H-High Point	11-25-2016
.909	20-22	N3-Boston College	3-8-2018
.909	20-22	H-South Carolina	2-7-1987
.906	29-32	H-South Carolina	1-5-1979
.906	29-32	N2-Wake Forest	2-7-1979
.905	19-21	H-Texas A&M	1-7-1995
.905	19-21	H-Wofford	11-21-1999
.900	18-20	A-Boston College	1-3-2018

.900	18-20	H-Duke	2-27-1974
.900	18-20	H-North Carolina	1-13-2010

N1 - Brooklyn, N.Y.; N2 - Greensboro, N.C.

FREE THROW PERCENTAGES - OPPONENTS

(Min. of 15 Attempts)

Pct.	Made-Att	Site-Opponent	Date
.957	22-23	H-Louisiana-Lafayette	12-22-2017
.952	20-21	A-Minnesota	12-28-1974
.947	18-19	N1-Wake Forest	2-15-1984
.947	18-19	H-Wake Forest	2-22-1995
.941	16-17	N2-Seton Hall	12-4-1990
.941	16-17	H-Wisconsin-Green Bay	12-8-1991
.941	16-17	N3-Duke	3-15-2008
.941	16-17	H-Virginia Tech	1-22-2017
.938	15-16	H-Georgia	12-5-1963
.933	14-15	H-Presbyterian	12-11-1982
.933	14-15	H-NC State	2-10-1991
.933	14-15	A-Georgia Tech	2-23-2016
.931	27-29	A-North Carolina	1-31-1976

N1 - Greensboro, N.C.; N2 - Syracuse, N.Y.; N3 - Charlotte, N.C.

TOTAL REBOUNDS - CLEMSON

(Includes Team Rebounds)

No	Site-Opponent	Date
71	H-West Virginia Tech	12-16-1980
71	H-Georgia State	1-15-1990
68	H-South Carolina	2-21-1961
65	H-Georgia	1-3-1963
64	H-Furman	2-3-1966
64	H-Duke	2-15-1975
63	H-Virginia	2-3-1961
63	H-Harvard	11-28-1975
63	N1-Florida International	12-29-1987

N1 - Tampa, Fla.

TOTAL REBOUNDS - OPPONENTS

(Includes Team Rebounds)

No	Site-Opponent	Date
74	A-Florida State	1-22-1970
71	A-South Carolina	2-7-1970
70	H-South Carolina	1-26-1970
68	N1-NC State	1-31-1959
67	A-Creighton	12-15-1962
65	N1-North Carolina	2-16-1968
63	A-Duke	1-9-1968
62	H-The Citadel	11-25-2000
61	A-Duke	3-2-1962

N1 - Charlotte, N.C.

REBOUND MARGIN - CLEMSON

No	CU-Opp	Site-Opponent	Date
+43	71-28	H-West Virginia Tech	12-16-1980
+39	65-26	H-Georgia	1-3-1963
+34	64-30	H-Duke	2-15-1975
+32	54-22	H-Wake Forest	1-6-1986
+31	59-28	H-Roanoke	2-26-1977
+30	52-22	H-Wagner	12-10-1988
+29	40-11	H-Samford	12-29-2007
+28	68-40	H-South Carolina	2-21-1961
+28	62-34	A-Furman	12-3-1975
+28	53-25	H-E. Tennessee State	12-15-2003

N1 - Greenville, S.C.

REBOUND MARGIN - OPPONENTS

No	Opp-CU	Site-Opponent	Date
+38	67-29	A-Creighton	12-15-1962
+36	68-32	N1-NC State	1-31-1959
+34	65-31	N1-North Carolina	2-16-1968
+34	74-40	A-Florida State	1-22-1970
+30	53-23	A-Duke	12-4-1965
+30	71-41	A-South Carolina	2-7-1970
+29	52-23	A-Wake Forest	2-1-1965
+29	57-28	A-North Carolina	1-15-1994

N1 - Charlotte, N.C.

LARGEST VICTORIES - CLEMSON

No	CU-Opp	Site-Opponent	Date
+73	112-39	H-Armstrong State	12-17-1986
+72	78-6	N1-Butler Guards	2-9-1912
+67	108-41	H-Illinois Tech	12-13-1980
+63	125-62	H-Texas Christian	11-27-1977
+59	72-13	H-Erskine	2-19-1916
+58	103-45	H-Prairie View A&M	12-16-1986
+58	117-59	H-Georgia State	1-15-1990
+55	110-55	H-Georgia Southern	12-4-1976
+55	133-78	H-Tennessee Tech	12-11-1976

N1 - Greenville, S.C.

LARGEST VICTORIES - OPPONENTS

No	CU-Opp	Site-Opponent	Date
+61	54-115	A-Duke	12-3-1954

+60	15-75	A-Georgia	1-31-1913
+55	65-120	A-Wake Forest	2-4-1955
+54	59-113	A-NC State	2-20-1954
+50	10-60	A-Atlanta Agriculture	2-1-1913
+49	18-67	A-Kentucky	1-16-1933
+48	12-60	H-Auburn	1-26-1920
+48	21-69	A-NC State	1-15-1947
+48	61-109	A-Florida State	2-5-2017

LARGEST ACC VICTORIES - CLEMSON

No	CU-Opp	Site-Opponent	Date
+34	100-66	H-Duke	2-15-1975
+34	82-48	N1-Boston College	3-14-2008
+33	78-45	H-Florida State	2-14-1999
+31	82-51	A-Virginia	2-7-2008
+29	78-49	A-Florida State	2-15-1998
+29	93-64	H-Maryland	2-17-2009
+28	92-64	H-Georgia Tech	2-28-1999

N1-Charlotte, N.C.

ASSISTS - CLEMSON

No	Site-Opponent	Date
36	H-West Virginia Tech	12-16-1980
36	H-Bowling Green State	11-27-1981
35	H-Saint Francis (N.Y.)	1-4-1984
34	H-Florida State	11-27-1976
34	H-Catholic	11-24-1978
33	N1-Boston College	12-28-1976
32	H-Illinois Tech	12-13-1980
32	H-Duke	2-8-1981

N1 - Milwaukee, Wis.

ASSISTS - OPPONENTS

No	Site-Opponent	Date
35	A-Georgia Tech	2-1-1968
29	N1- Wake Forest	1-10-1987
29	A-Maryland	2-25-2003
28	A-Georgia Tech	1-6-1971
28	N1-North Carolina	2-1-1984
28	A-North Carolina	2-21-1987
28	*H-Liberty	12-28-2002
27	H-South Carolina	2-9-1985
27	A-North Carolina	1-9-1992
27	A-North Carolina	1-15-1994
27	A-Duke	1-7-2001
27	A-Maryland	1-20-2002

N1 - Greensboro, N.C.; * - Anderson, S.C.

BLOCKED SHOTS - CLEMSON

No	Site-Opponent	Date
16	H-Radford	12-9-1989
15	H-Florida International	1-12-1987
14	N1-Florida International	12-29-1987
14	N3-Texas Christian	11-15-2008
14	H-Savannah State	11-25-2008
13	H-Duke	2-23-1977
13	H-Maryland	2-22-2005
12	H-Presbyterian	12-13-1975
12	H-Rider	1-13-1988
12	H-Youngstown State	1-18-1989
12	N2-Saint Mary's	3-16-1989
12	A-American-Puerto Rico	11-24-1989
12	H-Georgia State	1-15-1990
12	H-UNC Greensboro	12-12-1992
12	H-North Carolina	1-17-2007
12	H-Furman	11-12-2007
12	H-Arizona	12-8-2012
12	H-South Carolina	11-17-2013

N1 - Tampa, Fla.; N2 - Boise, Idaho; N3 - Charleston, S.C.

BLOCKED SHOTS - OPPONENTS

No	Site-Opponent	Date
11	A-Maryland	1-16-1985
11	N2-Duke	3-11-1994
11	A-Maryland	2-28-2004
11	H-Old Dominion	11-18-2007
10	A-Georgia Tech	1-24-1991
10	A-North Carolina	1-9-1992
10	A-Duke	1-7-2001
10	A-Virginia Tech	3-1-2006
9	A-North Carolina	1-27-1990
9	H-Duke	1-5-1994
9	A-Maryland	1-26-1994
9	N1-Wake Forest	3-4-1976
9	A-Wake Forest	1-21-1995
9	H-Wake Forest	1-23-1997
9	A-Maryland	2-24-1999
9	A-North Carolina	1-17-2001
9	A-Maryland	2-25-2003
9	A-Florida State	1-24-2013
9	A-Florida State	1-30-2016

N1 - Greensboro, N.C.; N2 - Charlotte, N.C.

TEAM GAME BESTS

STEALS - CLEMSON

No	Site-Opponent	Date
25	H-Hampton	11-19-2004
25	H-Furman	11-12-2007
20	H-Georgia Southern	12-4-1976
20	H-Western Carolina	2-11-1998
20	H-North Carolina	1-17-2007
19	H-Tennessee Tech	12-11-1976
19	H-Wake Forest	1-12-1991
19	H-North Carolina	1-31-1991
19	H-Morehead State	11-30-1991
19	H-S.C. State	11-23-2005
19	A-Charleston Southern	11-26-2005
19	H-Presbyterian	11-13-2009
19	A-Liberty	11-17-2009

STEALS - OPPONENTS

No	Site-Opponent	Date
26	A-NC State	1-12-1974
21	N1-North Carolina	1-5-1977
21	H-Virginia Tech	2-8-2006
20	H-East Tennessee State	12-15-2003
17	A-Duke	2-22-1978
17	N1-North Carolina	1-3-1979
17	H-South Carolina	12-6-2003
17	A-Georgia Tech	2-3-2007

N1 - Greensboro, N.C.

FEWEST TURNOVERS - CLEMSON

No	Site-Opponent	Date
1	A-NC State	2-20-2016
2	H-South Carolina St.	12-13-2016
3	N1-North Carolina	3-10-1995
4	A-Virginia	1-31-2012
5	H-NC State	3-3-1993
5	N1-Wake Forest	3-9-1996
5	H-Maryland	2-22-2000
5	H-Purdue	11-28-2012

N1 - Greensboro, N.C.

FEWEST TURNOVERS - OPPONENTS

No	Site-Opponent	Date
3	A-NC State	2-1-1997
3	H-George Washington	12-22-2000

3	A-Pittsburgh	1-10-2015
4	A-South Carolina	2-11-1984
4	A-Virginia	2-14-1987
4	N4-Temple	11-21-2013
4	A-Notre Dame	3-7-2015
4	A-NC State	1-11-2018
5	H-Virginia	1-11-1986
5	A-Virginia	1-10-1988
5	A-Maryland	2-7-1989
5	H-Cincinnati	12-22-2003
5	H-Virginia Tech	1-27-2013
5	H-Duke	1-11-2014
5	H-Miami (Fla.)	3-4-2014
5	H-Notre Dame	2-8-2016

N1 - Charleston, S.C.

FEWEST TURNOVERS - BOTH TEAMS

No	CU-Opp	Site-Opponent	Date
9	6-3	A-NC State	2-1-1997
11	3-8	N2-North Carolina	3-10-1995
11	6-5	H-Delaware State	11-13-2013
11	1-10	A-NC State	2-20-2016
12	9-3	A-Pittsburgh	1-10-2015
13	7-6	N1-South Carolina	3-5-1970
13	9-4	N3-Temple	11-21-2013
13	9-4	A-Notre Dame	3-7-2015
13	7-6	N4-Auburn	3-18-2018
14	6-8	A-Furman	12-30-1966
14	6-8	H-NC State	1-9-1984
14	9-5	H-Virginia	1-11-1986
14	9-5	A-Virginia	1-10-1988
14	5-9	H-NC State	3-3-1993
14	7-7	H-North Carolina	2-18-2001
14	6-8	N1-Florida State	3-7-2002
14	9-5	H-Virginia Tech	1-27-2013
14	7-7	A-Miami	2-18-2017

N1 - Charlotte, N.C.; N2 - Greensboro, N.C.; N3 - Charleston, S.C.; N4 - San Diego, Calif.

MOST TURNOVERS - CLEMSON

No	Site-Opponent	Date
41	A-Furman	12-6-1972
38	A-NC State	1-12-1974
36	H-Austin Peay State	11-29-1975

35	A-Purdue	12-5-1973
35	A-Charleston Southern	12-1-1993
30	H-NC State	2-22-1975
30	N1-North Carolina	1-5-1977
30	A-Duke	1-29-2000

MOST TURNOVERS - OPPONENTS

No	Site-Opponent	Date
47	H-Appalachian State	12-7-1974
38	A-Purdue	12-5-1973
37	H-Hampton	11-19-2004
37	H-Furman	11-12-2007
36	H-Auburn	11-30-1973
35	H-Georgia Southern	12-4-1976
35	H-Texas Christian	11-25-1977

MOST TURNOVERS - BOTH TEAMS

No	CU-Opp	Site-Opponent	Date
73	35-38	A-Purdue	12-5-1973
71	41-30	A-Furman	12-6-1972
69	22-47	H-Appalachian State	12-7-1974
66	32-34	H-Furman	1-23-1974
65	38-27	A-NC State	1-12-1974
60	25-35	H-Georgia Southern	12-4-1976
59	35-24	A-Charleston Southern	12-1-1993

ASSIST/TURNOVER RATIO - CLEMSON

Ratio	Ast-TO	Site-Opponent	Date
16.0	16-1	A-NC State	2-20-2016
5.33	32-6	H-Illinois Tech	12-13-1980
5.00	25-5	H-NC State	3-3-1993
4.20	21-5	H-Florida A&M	11-14-2014
4.00	32-8	H-South Carolina	2-9-1981
3.83	23-6	H-NC State	1-9-1984
3.75	30-8	H-MD-Eastern Shore	2-27-1982
3.66	22-6	H-South Carolina	2-9-1994
3.63	29-8	H-Western Carolina	2-11-1998
3.60	36-10	H-Bowling Green St.	11-27-1981
3.44	31-9	H-Baylor	12-19-1983
3.42	24-7	H-Florida State	2-12-2000

N1 - Greensboro, N.C.

ASSIST/TURNOVER RATIO - OPPONENTS

Ratio	Ast-TO	Site-Opponent	Date
5.00	20-4	A-Notre Dame	3-7-2015
4.80	24-5	A-Maryland	2-7-1989
4.75	19-4	A-Virginia	2-14-1987
4.66	14-3	H-George Washington	12-22-1999
4.50	27-6	A-Maryland	1-20-2002
4.33	26-6	A-NC State	2-14-1981
4.25	17-4	A-South Carolina	2-11-1985
4.00	12-3	A-Pittsburgh	1-10-2015
3.75	15-4	A-NC State	1-11-2018
3.43	24-7	A-Marquette	12-20-1980
3.20	16-5	H-Virginia	1-11-1986

DUNKS - CLEMSON

Dunks	Site-Opponent	Date
16	H-Georgia State	1-15-1990
12	H-Youngstown State	1-18-1989
12	H-Western Carolina	1-17-1990
11	H-Radford	12-9-1989
10	H-Wofford	2-6-1996
10	H-Western Carolina	2-11-1998
10	H-UNC Asheville	12-3-2017

CHARGES TAKEN - CLEMSON

CT	Site-Opponent	Date
11	H-North Carolina	1-27-1979
9	H-Catholic	11-24-1978
7	H-NC State	1-7-1987
6	H-Western Carolina	12-16-1978
6	H-Siena	11-30-1979
6	H-Maryland	2-29-1980
6	H-Baltimore	2-28-1981

OFFENSIVE REBOUNDS - CLEMSON

(Since 1979-80)

Reb	Site-Opponent	Date
33	A-North Carolina	1-9-1992
28	H-Georgia State	1-15-1990
27	A-American-Puerto Rico	12-24-1989
27	A-Florida Atlantic	12-21-1990
26	N1-Florida State	3-4-1999
26	H-Wake Forest	2-13-2002
26	H-South Carolina	12-3-2005
25	H-Georgia State	11-28-1980
25	H-Hofstra	1-20-1990
25	H-Wagner	12-10-1988
25	A-North Carolina	1-26-1997

N1 - Charlotte, N.C.



JAMES MAYS COLLECTED SIX OF CLEMSON'S RECORD 25 STEALS AGAINST FURMAN IN NOVEMBER 2007.



TEAM SEASON BESTS

WINS

1.	1986-87	25-6
	2017-18	25-10
	2006-07	25-11
4.	1989-90	24-8
	2007-08	24-10
6.	1979-80	23-9
	1996-97	23-10
	2008-09	23-9
	2013-14	23-13
10.	1976-77	22-6
	2010-11	22-12

WINNING PERCENTAGE

(Min. 20 games played)

1.	1986-87	25-6	.806
2.	1976-77	22-6	.785
3.	1989-90	24-8	.750
4.	1979-80	23-9	.719
	2008-09	23-9	.719
6.	2017-18	25-10	.714
7.	1951-52	17-7	.708
8.	2007-08	24-10	.706
9.	1996-97	23-10	.697
10.	2006-07	25-11	.694

GAMES PLAYED

1.	2006-07	36
	2013-14	36
3.	1998-99	35
	2017-18	35
5.	1985-86	34
	1993-94	34
	2007-08	34
	2010-11	34
9.	1996-97	33
	2016-17	33

POINTS

1.	1989-90	2,777
2.	2007-08	2,693
3.	1986-87	2,669
4.	2006-07	2,636
5.	2017-18	2,584
6.	1979-80	2,559
7.	1993-94	2,557
8.	1985-86	2,546
9.	1998-99	2,508
10.	2008-09	2,507

SCORING AVERAGE

1.	1976-77	86.6
2.	1986-87	86.1
3.	1955-56	86.0
4.	1975-76	83.4
5.	1977-78	82.6
6.	1969-70	80.3
	1974-75	80.3
8.	1979-80	80.0
9.	1988-89	79.8
10.	1989-90	79.3

SCORING MARGIN

1.	1976-77	+17.7
2.	1986-87	+14.6
3.	2008-09	+10.3
4.	1979-80	+9.8

5.	1989-90	+9.4
	2007-08	+9.4
7.	1977-78	+8.9
	2009-10	+8.9
9.	1980-81	+8.7
10.	1975-76	+8.3

FIELD GOALS MADE

1.	1989-90	1,060
2.	1985-86	1,020
3.	2006-07	1,017
4.	2007-08	1,000
5.	1979-80	999
6.	1986-87	990
7.	1976-77	978
8.	1975-76	966
9.	1980-81	955
10.	1974-75	935

FIELD GOAL ATTEMPTS

1.	2007-08	2,191
2.	2006-07	2,170
3.	1989-90	2,148
4.	1985-86	2,146
5.	1955-56	2,004
6.	1993-94	1,984
7.	2008-09	1,971
	2017-18	1,971
9.	1979-80	1,958
10.	2005-06	1,955

FIELD GOAL PERCENTAGE

1.	1986-87	.529
2.	1977-78	.521
3.	1976-77	.518
4.	1981-82	.514
5.	1975-76	.511
6.	1979-80	.510
	1980-81	.510
8.	1983-84	.504
9.	1978-79	.498
	1988-89	.498

FREE THROWS MADE

1.	1955-56	624
2.	1979-80	561
3.	1996-97	543
4.	1989-90	540
5.	1998-99	521
6.	1966-67	519
7.	1969-70	513
8.	1967-68	512
9.	1971-72	509
10.	1985-86	506

FREE THROW ATTEMPTS

1.	1955-56	912
2.	1989-90	886
3.	1998-99	840
4.	1979-80	839
5.	1996-97	799
6.	1993-94	767
7.	1969-70	763
8.	1967-68	755
9.	1997-98	751
10.	1966-67	736

FREE THROW PERCENTAGE

1.	2017-18	.755
2.	2013-14	.744
3.	1981-82	.734
4.	1956-57	.732
5.	2016-17	.731
6.	1973-74	.725
7.	2015-16	.723
8.	1960-61	.716
	1986-87	.716
10.	1972-73	.715

REBOUNDS

1.	1989-90	1,430
2.	1998-99	1,354
3.	1993-94	1,327
4.	1985-86	1,309
5.	2007-08	1,305
6.	1961-62	1,284
7.	2013-14	1,269
8.	2006-07	1,264
9.	2017-18	1,255

10.	1974-75	1,222
-----	---------	-------

REBOUND AVERAGE

1.	1961-62	47.6
2.	1962-63	45.4
3.	1967-68	44.8
4.	1960-61	44.7
5.	1955-56	44.0
6.	1965-66	43.9
7.	1959-60	43.8
8.	1966-67	43.6
9.	1975-76	42.8
10.	1963-64	42.5

REBOUND MARGIN

1.	1998-99	+8.2
2.	1975-76	+5.8
3.	2001-02	+5.3
4.	1985-86	+4.9
	1984-85	+4.9
	1974-75	+4.9
7.	1989-90	+4.5
	1996-97	+4.5
9.	1999-00	+4.4
10.	1980-81	+4.3
	1986-87	+4.3

OFFENSIVE REBOUNDS

(Since 1978-79)

1.	2007-08	536
2.	1998-99	491
3.	1989-90	490
4.	2006-07	489
5.	1993-94	467
6.	2005-06	466
7.	2008-09	462
8.	2004-05	450
9.	2001-02	442
10.	1984-85	429

ASSISTS

1.	1980-81	636
2.	1985-86	613
3.	1979-80	610
4.	1982-83	603
5.	1989-90	602
6.	1976-77	573
7.	1986-87	572
8.	1983-84	571
9.	2006-07	562
10.	1981-82	557

ASSISTS/GAME

1.	1980-81	20.52
2.	1976-77	20.46
3.	1983-84	20.39
4.	1981-82	19.89
5.	1982-83	19.45
6.	1979-80	19.06
7.	1986-87	18.45
8.	1985-86	18.03
9.	1988-89	17.57
10.	1989-90	17.20

STEALS

1.	2005-06	352
2.	2006-07	342
3.	2007-08	334
4.	1989-90	331
5.	2004-05	319
6.	1976-77	305
7.	2009-10	301
8.	1992-93	298
	2008-09	298
10.	2010-11	272

STEALS/GAME

1.	2005-06	11.00
2.	1976-77	10.89
3.	2004-05	9.97
4.	1992-93	9.93
5.	2007-08	9.82
6.	2006-07	9.50
7.	1989-90	9.45
8.	2009-10	9.41
9.	2008-09	9.31
10.	1990-91	9.28

BLOCKED SHOTS

1.	1989-90	235
----	---------	-----

THREE-POINT DISTANCES

1982-83	17-9	(15 ACC games and vs. Presbyterian)
	19-9	(3 games in Alaska Shootout)
1986-87	19-9	(All games)
to 2007-08		
2008-09	20-9	(All games)
to Present		

2.	2013-14	221
3.	2006-07	191
4.	1988-89	189
5.	2008-09	187
6.	2007-08	185
7.	1975-76	179
8.	1992-93	173
9.	2017-18	169
10.	1974-75	167
	1987-88	167

BLOCKED SHOTS/GAME

1.	1989-90	6.71
2.	1975-76	6.39
3.	1988-89	6.30
4.	2013-14	6.14
5.	2008-09	5.84
6.	1992-93	5.77
7.	1987-88	5.76
8.	1976-77	5.68
9.	2007-08	5.44
10.	1990-91	5.32

FEWEST TURNS/TURNOVERS/GAME

1.	2015-16	10.16
2.	2016-17	10.73
3.	2013-14	11.14
4.	2012-13	11.45
5.	1994-95	11.57
6.	1995-96	11.62
7.	2014-15	11.80
8.	2017-18	11.83
9.	2011-12	12.10
10.	1997-98	12.54

ASSIST/TURNOVER RATIO

1.	1980-81	1.48	(636-430)
2.	1981-82	1.47	(557-378)
3.	1982-83	1.42	(603-424)
4.	1983-84	1.34	(571-425)
5.	2015-16	1.30	(411-315)
6.	1979-80	1.28	(610-476)
7.	1985-86	1.27	(613-483)
8.	1976-77	1.24	(573-462)
9.	1994-95	1.23	(400-324)
10.	1997-98	1.20	(484-403)
	2016-17	1.20	(414-354)

DUNKS

1.	1989-90	176
2.	1988-89	124
3.	1993-94	115
4.	1992-93	113
5.	2007-08	112
6.	2012-13	110
7.	2009-10	108
8.	2011-12	104
9.	2006-07	100
10.	1987-88	99
	1998-99	99

CHARGES TAKEN

1.	1978-79	109
2.	1979-80	88
3.	2010-11	61
4.	1980-81	58
5.	1985-86	54
	1996-97	54
7.	2008-09	49
8.	1986-87	48
9.	1999-00	47
10.	1998-99	46

THREE-POINT GOALS

1.	2017-18	288
2.	2007-08	271
3.	2008-09	256
4.	2000-01	248
	2006-07	248

6.	1993-94	240
7.	2016-17	239
8.	2005-06	238
	2015-16	238
10.	1998-99	233

THREE-POINT GOALS/GAME

1.	2017-18	8.23
2.	2000-01	8.00
	2008-09	8.00
4.	2007-08	7.97
5.	2015-16	7.68
6.	2005-06	7.44
7.	2016-17	7.24
8.	1993-94	7.06
9.	1994-95	7.04
10.	2006-07	6.89

STATISTICAL TRENDS

Season	Record	Pts	PPG	FG	FGA	FG%	FT	FTA	FT%	REB	REB/G	PF
1956-57	17-7	1,739	72.5	624	1,567	.398	491	671	.732	804	33.5	465
		1,977	82.4	714	1,703	.419	549	778	.706	988	41.2	372
1957-58	8-16	1,650	68.7	636	1,630	.390	378	530	.713	906	37.8	460
		1,723	71.8	644	1,618	.398	435	663	.656	1,006	41.8	391
1958-59	8-16	1,365	56.9	531	1,445	.367	303	445	.681	891	37.1	405
		1,540	64.2	565	1,521	.371	410	561	.731	1,143	47.6	340
1959-60	10-16	1,668	64.2	652	1,744	.374	364	515	.707	1,140	43.8	472
		1,838	70.7	674	1,616	.419	390	697	.703	1,252	48.2	386
1960-61	10-16	1,742	67.0	645	1,625	.385	452	631	.716	1,162	44.7	424
		1,834	70.5	710	1,701	.471	414	603	.687	1,177	45.3	442
1961-62	12-15	1,947	72.1	753	1,836	.410	441	662	.667	1,284	47.6	581
		2,014	74.6	729	1,708	.427	556	794	.700	1,237	45.8	526
1962-63	12-13	1,685	67.4	648	1,590	.408	389	568	.685	1,135	45.4	441
		1,673	66.9	637	1,575	.404	399	584	.683	1,109	44.4	449
1963-64	13-12	1,755	70.2	663	1,592	.416	429	623	.689	1,063	42.5	452
		1,725	69.0	641	1,499	.428	443	621	.713	1,096	43.8	475
1964-65	8-15	1,707	74.2	654	1,449	.451	399	596	.669	942	40.9	498
		1,741	75.7	632	1,434	.441	477	673	.713	893	31.7	635
1965-66	15-10	1,922	76.9	718	1,579	.455	486	696	.698	1,098	43.9	509
		1,834	73.4	681	1,566	.435	472	666	.709	1,052	42.1	521
1966-67	17-8	1,851	74.0	666	1,441	.462	519	736	.705	1,082	43.3	461
		1,758	70.3	664	1,576	.421	430	576	.721	988	39.5	549
1967-68	4-20	1,716	71.5	602	1,520	.396	512	755	.678	1,074	44.8	478
		1,793	82.2	764	1,638	.466	445	625	.712	1,141	47.5	570
1968-69	6-19	1,900	79.2	717	1,672	.429	466	702	.664	986	41.1	510
		2,050	85.4	768	1,545	.497	514	705	.729	1,173	48.9	524
1969-70	7-19	2,089	80.3	788	1,778	.443	513	763	.672	1,040	40.0	487
		2,348	90.3	949	1,864	.509	450	615	.732	1,280	49.2	552
1970-71	9-17	1,531	58.9	538	1,206	.446	455	717	.635	868	33.4	526
		1,714	65.9	626	1,378	.454	462	648	.713	1,000	38.5	565
1971-72	10-16	1,649	63.4	570	1,328	.429	509	719	.708	978	37.6	518
		1,719	66.1	633	1,385	.457	453	645	.702	934	35.9	561
1972-73	12-14	1,816	69.8	701	1,568	.447	414	579	.715	1,039	39.9	551
		1,804	69.4	720	1,590	.453	364	504	.722	1,003	38.6	598
1973-74	14-12	1,777	68.3	734	1,675	.438	309	426	.725	1,079	41.5	555
		1,803	69.3	717	1,571	.456	369	508	.726	972	37.4	505
1974-75	17-11	2,249	80.3	935	1,918	.487	379	565	.671	1,222	42.0	650
		2,018	72.1	762	1,694	.449	494	712	.694	1,097	37.1	595

LONGEST WINNING STREAKS

Overall - 17 games (twice)

1. Began with the first game in the 1986-87 season, a 108-91 win over Georgia State on Nov. 28, and ended with a 105-103 loss to Duke on Jan. 24, 1987.
2. Began with the first game of the 2006-07 season, an 83-44 win over Arkansas State on Nov. 10, and ended with a 92-87 loss at Maryland on Jan. 13, 2007.

Note: Both winning streaks also most consecutive wins to open season

Home - 29 games

Began with a 75-58 win over Maryland on Jan. 7, 1989 and ended in a 108-100 loss to UNC Charlotte on Dec. 15, 1990.

Away - 10 games

Began on Dec. 14, 1986 with a 71-65 win over South Carolina, and ended with a 96-80 loss to North Carolina on Feb. 21, 1987.

ACC - 7 games

Began with an 80-60 win over N.C. State on Feb. 4, 1967 and ended with a 73-71 loss to Virginia on Feb. 27, 1967.

ACC Home - 13 games

Began with a 75-58 win over Maryland on Jan. 7, 1989 and ended on Jan. 8, 1991 with a 82-78 loss to Virginia.

ACC Away - 5 games

Began on Jan. 10, 1987 with a 91-88 overtime win against Wake Forest, and ended on Feb. 21, 1987 with a 96-80 loss to North Carolina.


Non-Conference - 18 games

Began on Nov. 10, 2006 with an 83-44 win over Arkansas State, and ended with a 78-73 loss in the NIT championship game to West Virginia on Mar. 29, 2007.

Home Non-Conference - 20 games

Began with a 69-53 win over Louisiana Tech in the first round of the NIT on Mar. 15, 2006 and ended with a 82-72 loss to Charlotte on Jan. 9, 2008.

HORACE GRANT LED THE 1986-87 TEAM TO A 17-GAME WINNING STREAK.



STATISTICAL TRENDS

Season	Record	Pts	PPG	FG-FGA	Pct.	3FG-FGA	Pct	FT-FTA	Pct	Off	Reb-Avg	PF	AS-TO	CT-D	BS-ST
1975-76	18-10	2,336	83.4	966-1,889	.551			404-600	.673		1,198-42.8	623	458-562		179-245
		2,102	75.1	814-1,834	.444			474-683	.694		1,037-37.0	593	316-534		-227
1976-77	22-6	2,425	86.6	978-1,890	.518			469-702	.668		1,190-42.1	586	573-462		159-305
		1,930	68.9	758-1,794	.423			414-595	.696		1,077-38.5	645	299-599		-219
1977-78	15-12	2,230	82.6	900-1,728	.521			430-617	.697		1,015-37.6	604	465-445		117-228
		1,991	73.7	771-1,664	.463			449-647	.694		965-35.7	602	279-508		-195
1978-79	19-10	2,087	72.0	849-1,733	.490			389-569	.684	347	1,007-34.7	597	447-480	109-62	96-243
		1,901	65.6	747-1,564	.478			407-562	.724		918-31.7	606	331-559		51-210
1979-80	23-9	2,559	80.0	999-1,958	.510			561-839	.669	370	1,173-36.7	631	610-476	88-96	123-270
		2,245	70.2	875-1,844	.475			496-680	.729		1,074-33.4	756	507-578		75-220
1980-81	20-11	2,339	75.5	955-1,873	.510			429-612	.691	390	1,115-36.0	562	636-430	58-90	79-218
		2,070	66.8	820-1,782	.460			430-603	.713		983-31.7	635	442-473		49-220
1981-82	14-14	1,950	69.6	793-1,542	.514			364-496	.734	299	873-31.2	516	574-378	43-31	36-148
		1,825	65.2	726-1,475	.492			373-543	.687		806-28.8	514	395-399		56-198
1982-83	11-20	2,343	75.6	912-1,918	.475	123-283	.435	396-574	.690	344	1,076-34.7	694	603-424	41-36	81-181
		2,418	78.0	887-1,801	.493	86-203	.424	558-782	.713		1,098-35.4	594	503-435		85-180
1983-84	14-14	2,001	71.5	827-1,625	.509			347-504	.688	298	986-35.2	530	571-425	41-45	108-163
		1,907	68.1	742-1,646	.451			423-610	.693		920-32.9	519	428-396		54-180
1984-85	16-13	2,176	75.0	894-1,878	.476			388-589	.659	429	1,157-39.9	549	486-439	44-59	94-185
		2,060	71.0	829-1,774	.467			402-578	.696		1,016-35.0	568	475-453		103-198
1985-86	19-15	2,546	74.9	1,020-2,146	.475			506-719	.704	426	1,309-38.5	632	613-483	54-72	108-202
		2,294	67.5	904-2,012	.449			486-689	.705		1,144-33.6	659	533-510		93-214
1986-87	25-6	2,669	86.1	990-1,873	.529	203-453	.448	486-679	.716	350	1,129-36.4	555	572-480	48-72	137-218
		2,216	71.5	823-1,884	.437	138-341	.405	432-574	.753	320	995-32.1	613	438-476		85-207
1987-88	14-15	2,156	74.3	840-1,667	.504	93-312	.298	383-598	.640	331	1,043-36.0	506	480-463	45-99	167-190
		2,088	72.0	793-1,775	.447	121-327	.370	381-566	.673	348	996-34.3	542	416-417		55-206
1988-89	19-11	2,395	79.8	915-1,837	.498	127-371	.342	438-678	.646	384	1,142-38.1	572	527-486	30-124	189-227
		2,269	75.6	832-1,811	.459	143-368	.389	462-668	.692	328	1,035-34.5	588	506-462		67-223
1989-90	26-9	2,777	79.3	1,060-2,148	.493	117-397	.295	540-886	.609	490	1,430-40.8	663	602-556	30-176	235-331
		2,447	69.3	889-2,170	.410	174-519	.335	495-708	.699	440	1,273-36.4	736	494-598		89-269
1990-91	11-17	2,063	73.7	801-1,735	.462	121-406	.298	340-543	.626	373	1,076-38.4	528	454-436	19-94	149-260
		2,147	76.7	748-1,728	.433	184-463	.397	467-639	.731	397	1,040-37.1	489	425-436		91-267
1991-92	14-14	2,144	76.6	820-1,743	.470	161-422	.382	343-575	.597	412	1,055-37.7	554	454-454	19-73	103-249
		2,133	75.5	748-1,710	.437	159-497	.320	458-652	.702	407	1,056-37.7	499	441-459		98-239
1992-93	17-13	2,376	79.2	876-1,857	.472	192-554	.347	432-649	.666	413	1,121-37.4	536	510-491	26-113	173-298
		2,301	76.7	850-1,889	.450	202-570	.354	399-590	.676	436	1,116-37.2	551	504-503		92-244
1993-94	18-16	2,557	75.2	910-1,984	.459	240-699	.343	497-767	.648	467	1,327-39.0	605	553-570	24-115	144-255
		2,477	72.9	878-2,093	.419	252-706	.357	469-660	.711	452	1,188-34.9	625	511-468		110-276
1994-95	15-13	1,794	64.1	652-1,424	.458	197-554	.356	293-421	.696	288	844-30.1	516	400-324	31-36	47-212
		1,749	62.5	578-1,324	.437	208-602	.346	385-552	.697	285	826-29.5	451	346-369		79-149
1995-96	18-11	1,971	68.0	691-1,551	.446	149-440	.339	440-668	.659	346	999-34.5	535	374-337	22-62	86-199
		1,826	63.0	610-1,435	.425	211-609	.346	395-575	.687	299	898-31.0	560	366-407		82-157
1996-97	23-10	2,249	68.2	774-1,746	.443	158-509	.310	543-799	.680	380	1,155-35.0	633	458-422	54-52	85-228
		2,028	61.5	688-1,611	.427	180-575	.313	472-710	.665	325	1,005-30.5	683	363-492		86-207
1997-98	18-14	2,309	72.2	842-1,783	.472	164-485	.338	461-751	.614	369	1,082-33.8	683	484-403	33-80	90-256
		2,090	65.3	677-1,569	.431	198-547	.362	538-792	.679	334	1,032-32.3	640	359-525		94-186
1998-99	20-15	2,508	71.7	877-1,910	.459	233-665	.350	521-840	.620	491	1,354-38.7	668	527-534	46-99	111-227
		2,263	64.7	769-1,872	.411	244-768	.318	481-711	.677	358	1,066-30.5	742	437-491		96-249
1999-00	10-20	1,933	64.4	680-1,682	.404	189-570	.332	384-572	.671	398	1,173-39.1	614	389-462	47-33	93-146
		2,100	70.0	682-1,667	.409	251-712	.353	485-717	.676	333	1,042-34.7	579	422-341		125-227
2000-01	12-19	2,298	74.1	797-1,879	.424	248-692	.358	456-658	.702	384	1,185-38.2	668	434-496	32-44	69-187
		2,471	79.7	853-1,945	.439	261-751	.348	504-760	.663	417	1,207-38.9	621	512-451		116-239
2001-02	13-17	2,173	72.4	794-1,797	.442	172-543	.317	413-658	.628	442	1,193-41.1	549	426-460	38-71	101-214
		2,214	73.8	769-1,762	.436	256-699	.366	420-615	.683	341	1,039-35.8	595	442-412		92-230
2002-03	15-13	1,916	68.4	685-1,551	.442	135-389	.347	411-626	.657	376	1,004-35.9	536	351-377	33-52	74-199
		1,907	68.1	668-1,542	.433	210-610	.344	361-526	.686	333	943-33.7	585	409-404		89-195
2003-04	10-18	1,839	65.7	649-1,504	.432	134-418	.321	407-645	.631	398	1,050-37.5	523	359-537	40-55	125-191
		1,986	70.9	704-1,648	.427	175-526	.333	403-558	.722	352	940-33.6	594	389-394		85-291
2004-05	16-16	2,294	71.7	832-1,878	.443	198-596	.332	432-719	.601	450	1,186-37.1	652	463-565	39-59	166-319
		2,218	69.3	771-1,764	.437	182-497	.366	494-726	.680	378	1,122-35.1	636	414-589		96-305
2005-06	19-13	2,378	74.3	853-1,955	.436	238-740	.322	434-703	.617	466	1,184-37.0	636	456-497	30-91	142-352
		2,172	67.9	781-1,739	.449	155-441	.351	455-686	.663	360	1,150-35.9	622	376-607		104-270
2006-07	25-11	2,636	73.2	1,017-2,170	.469	248-725	.342	354-612	.578	489	1,264-35.1	606	562-512	45-100	191-342
		2,365	65.7	878-1,954	.449	195-565	.345	414-584	.709	391	1,194-33.2	616	454-625		100-239
2007-08	24-10	2,693	79.2	1,000-2,191	.456	271-728	.372	422-677	.623	536	1,305-38.4	664	535-505	42-112	185-334
		2,372	69.8	860-1,967	.437	171-561	.305	481-671	.717	435	1,229-36.1	609	418-609		120-230
2008-09	23-9	2,507	78.3	912-1,971	.463	256-684	.374	427-621	.688	462	1,189-37.2	575	478-456	49-94	187-298
		2,177	68.0	794-19											


NCAA TOURNAMENT RECORDS

INDIVIDUAL RECORDS

Category	Clemson	Opponents
Points:	31 by Gabe DeVoe vs. Kansas, 3-23-2018	36 by Bobby Jackson of Minnesota, 3-20-1997
Field Goals:	10 by Billy Williams vs Brigham Young, 3-8-1980 by Elden Campbell vs. Saint Mary's, 3-16-1989 by Elden Campbell vs. Arizona, 3-8-1989 by Jerai Grant vs. UAB, 3-15-2011 by Gabe DeVoe vs. New Mexico State, 3-16-2018 by Gabe DeVoe vs. Kansas, 3-23-2018	12 by Lionel Simmons of La Salle, 3-17-1990
Field Goal Attempts:	19 by Billy Williams vs. Brigham Young, 3-8-1980 by Billy Williams vs. UCLA, 3-15-1980	23 by Roshod Johnson of Western Michigan, 3-13-1998
Field Goal % (min. 8 att.):	.875 by Harold Jamison (7-8) vs. Western Michigan, 3-13-1998	.833 by Alan Taylor (10-12) of Brigham Young, 3-8-1980
3-Point Goals:	6 by Gabe DeVoe vs. Auburn, 3-18-18	8 by Roshod Johnson of Western Michigan, 3-13-1998
3-Point Attempts:	11 by K.C. Rivers vs. Villanova, 3-21-2008	15 by Roshod Johnson of Western Michigan, 3-13-1998
Free Throws:	10 by Dale Davis vs. La Salle, 3-17-1990 by Mohamed Woni vs. Minnesota, 3-20-1997	12 by Bobby Jackson of Minnesota, 3-20-1997
Free Throw Attempts:	14 by Dale Davis vs. La Salle, 3-17-1990	13 by Bobby Jackson of Minnesota, 3-20-1997
Free Throw Perfection:	10-10 by Mohamed Woni vs. Minnesota, 3-20-1997	8-8 by Mike Sanders of UCLA, 3-15-1980
Rebounds:	17 by Dale Davis vs. La Salle (3-17-1990), Connecticut, (3-22-1990)	15 by Scott Burrell of Connecticut, 3-22-1990
Offensive Rebounds:	8 by Tom Wideman vs. Tulsa, 3-16-1997	6 by Erick Newman of Saint Mary's, 3-16-1989 by Scott Burrell of Connecticut, 3-22-1990
Assists:	8 by Billy Williams vs. Brigham Young, 3-8-1980	8 by Mike Brooks of Lamar, 3-12-1980
Blocked Shots:	4 by Elden Campbell vs. Saint Mary's, 3-16-1989	4 by Anthony Cook of Arizona, 3-8-1989
Steals:	4 by Terrell McIntyre vs. Western Michigan, 3-13-1998 by Tanner Smith vs. UAB, 3-15-2011	4 by Jason Kimbrough of Western Michigan, 3-13-1998
Minutes:	42 by Merl Code vs. Minnesota, 3-20-1997 by Terrell McIntyre vs. Minnesota, 3-20-1997	49 by Bobby Jackson of Minnesota, 3-20-1997

TEAM RECORDS

Category	Clemson	Opponents
Points:	84 vs. Minnesota, 3-20-1997 vs. Auburn, 3-18-18	94 by Arizona, 3-8-1989
Field Goals:	33 vs. New Mexico State, 3-16-18	33 by Arizona, 3-8-1989
Field Goal Attempts:	67 vs. UCLA, 3-15-1980	73 by La Salle, 3-17-1990
Field Goal %:	.604 vs. Saint Mary's (32-53), 3-16-1989	.556 by UCLA (30-54), 3-15-1980
3-Point Goals:	12 vs. Missouri, 3-19-2010	12 by UAB, 3-15-2011
3-Point Attempts:	33 vs. Villanova, 3-21-2008	35 by La Salle, 3-17-1990
Free Throws:	28 vs. Tulsa, 3-16-1997	34 by Minnesota, 3-20-1997
Free Throw Attempts:	38 vs. Tulsa, 3-16-1997	45 by Minnesota, 3-20-1997
Free Throw %:	.857 vs. Michigan, 3-19-2009	.778 by Lamar (14-18), 1980
Rebounds:	55 vs. La Salle, 3-17-1990	40 by UCLA, 3-15-1980
Offensive Rebounds:	23 vs. Tulsa, 3-16-1997	16 by Connecticut, 3-22-1990
Assists:	19 vs. UCLA, 3-15-1980 vs. Auburn, 3-18-18	17 by UCLA, 3-15-1980
Turnovers:	23 vs. Lamar, 3-12-1980	20 by Utah State, 3-6-1980
Blocked Shots:	12 vs. Saint Mary's, 3-16-1989	7 by Arizona, 3-8-1989
Steals:	10 vs. UAB, 3-15-2011	11 by La Salle, 3-17-1990



**CLEMSON
CLINCHED A
SPOT IN THE
FINAL 32 FOR
FIRST TIME
SINCE 1997 WITH
A WIN OVER NEW
MEXICO STATE IN
2018.**

CLEMSON'S NCAA TOURNAMENT HISTORY — GAME BY GAME (11-12)


Year	Site	Regional	Seed	Opponent	W L	Score	Clemson's Top Players
1980	Ogden, Utah	West	6	Utah State	W	76-73	Williams 22 pts, Gilliams 14 pts, Nance 13 pts
	Ogden, Utah	West	6	Brigham Young	W	71-66	Williams 16 pts, Nance 16 pts, 11 reb
	Tucson, Ariz.	West	6	Lamar	W	74-66	Nance 16 pts, Campbell 15 pts, 12 reb
	Tucson, Ariz.	West	6	UCLA	L	74-85	Williams 18 pts, Gilliam 13 pts, 9 reb
1987	Atlanta, Ga.	Southeast	4	Southwest Missouri State	L	59-65	Grant 16 pts, Brown 14 pts, Middleton 11 pts
1989	Boise, Idaho	West	9	Saint Mary's	W	83-70	Campbell 20 pts, Young 19 pts, Davis 18 pts
	Boise, Idaho	West	9	Arizona	L	68-94	Campbell 24 pts, Forrest 21 pts, Cash 13 pts
1990	Hartford, Conn.	East	5	Brigham Young	W	49-47	Campbell 15 pts
	Hartford, Conn.	East	5	La Salle	W	79-75	Davis 26 pts & 17 reb, Tyson 17 pts & 11 reb
	East Rutherford, N.J.	East	5	Connecticut	L	70-71	Davis 15 pts & 17 reb, Campbell 15 pts & 8 reb
1996	Albuquerque, N.M.	West	9	Georgia	L	74-81	Buckner 20 pts, Jurkunas 19 pts
1997	Kansas City, Mo.	Midwest	4	Miami (Ohio)	W	68-56	Buckner 22 pts & 9 reb, Code 12 pts, Iturbe 7 reb
	Kansas City, Mo.	Midwest	4	Tulsa	W	65-59	McIntyre 16 pts, Code 15 pts, Wideman 11 reb
	San Antonio, Texas	Midwest	4	Minnesota	L	84-90^^	Buckner 22 pts, McIntyre 17 pts, Woni 12 pts & 10-10 FTs
1998	Chicago, Ill.	Midwest	6	Western Michigan	L	72-75	Jamison 14 pts & 10 rebs, McIntyre 10 pts, 7 asts, 6 rebs
2008	Tampa, Fla.	Midwest	5	Villanova	L	69-75	Rivers 15 pts, Stitt 14 pts (4-4 on 3-pt goals)
2009	Kansas City, Mo.	South	7	Michigan	L	59-62	Booker 18 pts & 11 rebs; Rivers 13 pts & 9 rebs
2010	Buffalo, N.Y.	East	7	Missouri	L	78-86	Stitt 21 pts, Young 19 pts (combined 9-13 on 3-pt goals)
2011	Dayton, Ohio	East (First Four)	12	UAB	W	70-52	Grant 22 pts, 7 rebs
	Tampa, Fla.	East	12	West Virginia	L	76-84	Young 22 pts, Stitt 16 pts
2018	San Diego, Calif.	Midwest	5	New Mexico State	W	79-68	Mitchell 23 pts, DeVoe 22 pts
	San Diego, Calif.	Midwest	5	Auburn	W	84-53	DeVoe 22 pts, Thomas 18 pts
	Omaha, Neb.	Midwest	5	Kansas	L	76-80	DeVoe 31 pts, 9 rebs; Reed 13 pts; Mitchell 12 pts

^ - overtime; Note: 1990 games vacated.




NCAA TOURNAMENT RECORDS

Name	Trn	GP	FG-A	Pct	3Pt-A	Pct	FT-A	Pct	Reb	PF	A-T	B-S	Min	Pts	Avg
Zavier Anderson	1	2	0-1	.000	0-0	.000	0-0	.000	5	4	1-6	0-2	20	0	0.0
Catalin Baciu	1	1	0-0	.000	0-0	.000	0-0	.000	0	0	0-0	0-0	1	0	0.0
Jonah Baize	1	1	0-0	.000	0-0	.000	0-0	.000	0	0	0-0	0-0	1	0	0.0
Devin Booker	2	3	9-19	.474	1-3	.333	6-8	.750	19	7	5-5	2-0	70	25	8.3
Trevor Booker	3	3	14-24	.583	0-0	.000	7-15	.467	26	9	7-5	3-5	87	35	11.7
Colby Brown	2	4	0-2	.000	0-0	.000	1-2	.500	2	0	0-1	1-0	14	1	0.3
Michael Brown	1	1	6-7	.857	2-3	.667	0-0	.000	1	3	1-0	2-0	20	14	14.0
Wayne Buckingham	1	3	3-8	.375	0-0	.000	1-4	.250	6	2	0-4	0-0	24	7	2.3
Greg Buckner	3	5	31-61	.510	2-7	.286	18-28	.642	25	13	14-5	1-1	160	72	14.4
Elden Campbell	3	6	36-64	.562	1-2	.500	14-21	.667	36	21	1-18	14-4	170	87	14.5
John Campbell	1	4	14-23	.608			4-12	.333	28	13	4-9	1-1	94	32	8.0
Marion Cash	2	5	15-38	.395	4-8	.500	18-27	.667	21	16	23-19	0-3	168	52	10.4
Brian Chester	1	1	0-0	.000	0-0	.000	0-0	.000	0	0	0-0	0-0	0	0	0.0
Tony Christie	3	5	11-25	.440	4-11	.363	6-11	.554	4	10	3-9	1-2	91	32	6.4
Merl Code	1	3	7-30	.233	4-19	.211	19-23	.830	11	7	4-3	1-1	100	37	12.3
Bobby Conrad	1	4	6-16	.375			10-15	.667	7	16	15-10	0-4	103	22	5.5
Dale Davis	2	5	23-36	.638	0-0	.000	17-26	.654	57	10	2-9	7-6	169	63	12.6
Lyles Davis	1	1	0-0	.000	0-0	.000	0-0	.000	1	0	0-1	0-0	2	0	0.0
Gabe DeVoe	1	3	28-45	.622	11-23	.478	8-9	.889	15	5	10-8	0-4	102	75	25.0
Chris Dodds	1	4	12-23	.521			5-8	.625	6	4	11-12	3-1	83	29	7.3
Mark Donnal	1	3	4-10	.400	1-5	.200	0-0	.000	1	7	2-3	0-0	32	9	3.0
Isaac Fields	1	1	0-0	.000	0-0	.000	0-0	.000	0	0	0-0	0-0	2	0	0.0
Derrick Forrest	2	5	24-48	.500	4-14	.286	6-9	.667	25	12	15-14	4-7	152	58	11.6
Fred Gilliam	1	4	18-32	.563			5-6	.833	20	7	7-4	0-0	98	41	10.3
Horace Grant	1	1	7-11	.636	0-0	.000	2-3	.667	7	3	2-6	0-3	40	16	16.0
Jerai Grant	3	4	20-37	.541	0-0	.000	9-12	.750	24	6	4-4	4-1	106	49	12.3
Cliff Hammonds	1	1	4-10	.400	0-6	.000	0-0	.000	7	2	2-0	0-2	32	8	8.0
Bill Harder	2	2	1-3	.333	1-2	.500	0-0	.000	3	1	0-0	0-0	15	6	3.0
Jeff Holstein	1	1	0-0	.000			0-0	.000	0	0	0-0	0-0	1	0	0.0
Kirkland Howling	2	5	4-18	.222	3-15	.200	3-5	.600	5	5	1-3	0-0	55	14	2.8
Iker Iturbe	2	4	11-29	.380	2-6	.333	8-16	.500	23	11	9-10	0-5	92	32	8.0
Harold Jamison	3	5	12-21	.571	0-0	.000	2-7	.286	32	13	5-9	5-2	117	26	5.2
Anthony Jenkins	1	1	0-2	.000	0-1	.000	0-0	.000	2	0	2-1	0-1	10	0	0.0
Milton Jennings	2	3	4-11	.364	1-5	.200	7-8	.875	7	6	5-3	0-0	41	16	5.3
Danny Johnson	1	1	2-3	.667	2-3	.667	0-0	.000	0	1	0-0	0-0	5	6	6.0
Noel Johnson	1	1	2-5	.400	2-4	.500	0-0	.000	0	2	0-1	0-0	15	6	6.0
Ricky Jones	2	4	3-7	.428			1-3	.333	4	2	3-3	1-0	31	7	1.8
Andrius Jurkunas	2	4	7-14	.500	5-10	.500	1-2	.500	7	6	0-3	1-1	43	20	5.0
Tim Kincaid	1	2	0-5	.000			1-2	.500	1	3	3-4	1-2	19	1	0.5
Shawn Lastinger	1	2	1-3	.333	1-2	.500	0-0	.000	1	1	1-0	0-0	6	3	3.0
Grayson Marshall	1	1	1-2	.500	1-1	1.00	0-0	.000	2	2	5-4	0-0	37	3	3.0
James Mays	1	1	1-2	.500	0-0	.000	2-6	.333	3	5	1-3	0-1	30	4	4.0
Terrell McIntyre	3	5	23-53	.444	6-18	.333	11-11	1.00	11	12	17-11	1-10	190	63	12.6
Larry Middleton	1	1	4-8	.500	0-2	.000	3-3	1.00	3	5	4-1	0-1	27	11	11.0
Johnny Miller	1	1	4-10	.400	2-6	.333	0-0	.000	3	2	2-1	0-1	23	10	10.0
Shelton Mitchell	1	3	13-32	.406	4-10	.400	15-17	.882	10	3	13-4	0-2	102	45	15.0
Larry Nance	1	4	23-48	.479			12-20	.600	37	13	8-13	3-2	126	58	14.5
Bryan Narcisse	2	3	1-3	.333	0-1	.000	0-0	.000	3	6	1-0	0-1	17	2	0.7
Anthony Oliver II	1	3	2-7	.286	2-7	.286	0-0	.000	7	1	1-0	0-2	28	6	2.0
Terrence Oglesby	2	2	2-19	.105	2-15	.133	8-8	1.000	4	5	2-5	0-1	32	14	7.0
Sam Perry	1	1	1-4	.250	0-0	.000	0-0	.000	2	3	0-1	0-0	15	2	2.0
David Potter	3	3	4-17	.235	2-9	.222	2-3	.667	6	10	2-3	0-0	53	12	4.0
Jerry Pryor	2	3	4-10	.400			0-1	.000	6	2	2-1	1-0	47	8	2.7
Marquise Reed	1	3	19-46	.413	2-10	.200	4-5	.800	18	9	6-7	0-4	102	44	14.7
K.C. Rivers	2	2	9-28	.321	4-16	.250	6-6	1.000	13	4	4-3	2-4	59	28	14.0
Bill Ross	1	4	2-3	.667			0-0	.000	2	0	0-0	0-0	13	4	1.0
Aamir Simms	1	3	6-8	.750	2-2	1.000	0-0	.000	9	3	2-0	3-1	61	14	4.7
David Skara	1	3	6-10	.600	0-1	.000	3-8	.375	14	10	1-2	3-2	60	15	5.0
Tanner Smith	3	4	6-23	.261	0-6	.000	5-6	.833	13	9	8-7	0-6	124	17	4.3
Scott Spencer	1	1	0-1	.000	0-1	.000	0-0	.000	2	2	0-0	0-0	10	0	0.0
Cory Stanton	1	2	2-2	1.000	0-0	.000	0-0	.000	0	1	3-0	0-0	13	4	2.0
Demontez Stitt	4	5	21-48	.438	9-19	.474	9-11	.818	14	14	16-17	3-4	144	60	12.0
Raymond Sykes	2	2	6-8	.750	0-0	.000	0-0	.000	6	3	0-0	2-0	30	12	6.0
Michael Tait	1	1	2-6	.333	2-4	.500	0-0	.000	3	3	2-1	0-0	26	6	6.0
Elijah Thomas	1	3	11-24	.458	0-0	.000	6-10	.600	29	9	6-2	8-1	84	28	9.3
Clyde Trapp	1	2	0-1	.000	0-1	.000	0-0	.000	0	3	0-0	0-0	13	0	0.0
Sean Tyson	1	3	13-25	.520			2-8	.250	18	1	7-5	0-4	63	28	9.3
Vincent Whitt	2	4	2-7	.286	0-0	.000	1-3	.333	9	8	2-1	0-0	38	5	1.3
Tom Wideman	3	5	10-18	.556	0-0	.000	6-12	.500	31	13	10-7	1-2	101	26	5.2
Malik William	1	1	1-1	1.000	0-0	.000	1-2	.500	1	0	0-0	0-0	2	3	3.0
Billy Williams	1	4	31-67	.462			14-18	.778	15	10	16-14	1-4	142	76	19.0
Mitchell Wiggins	1	4	8-17	.470			0-4	.000	8	8	1-1	0-0	56	16	4.0
Mohamed Woni	2	4	4-9	.444	0-0	.000	10-10	1.00	12	6	1-9	1-0	74	18	4.5
Horace Wyatt	1	4	8-18	.444			1-4	.250	18	12	6-6	0-1	90	17	4.3
Andre Young	3	4	17-35	.486	14-28	.500	10-10	1.000	7	5	8-3	0-6	114	58	14.5
David Young	2	5	10-22	.454	6-15	.300	2-2	1.00	7	8	12-10	2-2	95	28	5.6



TERRELL
McINTYRE
PLAYED MORE
MINUTES (190)
THAN ANY
TIGER IN NCAA
TOURNAMENT
HISTORY.



GABE DeVOE
HOLDS THE
HIGHEST SCORING
AVERAGE IN NCAA
TOURNAMENT
HISTORY BY A
TIGER.

CLEMSON'S NCAA TOURNAMENT STATISTICAL LEADERS

POINTS			FIELD GOALS		FREE THROW PERCENTAGE			STEALS	
Player		Pts	Player	FGs	Player	FT-A	Pct	Player	Stls
Elden Campbell		87	Elden Campbell	36	Terrell McIntyre	11-11	1.000	Terrell McIntyre	10
Billy Williams		76	Billy Williams	31	Mohamed Woni	10-10	1.000	Derrick Forrest	7
Gabe DeVoe		75	Greg Buckner	31	Andre Young	10-10	1.000	Dale Davis	6
Greg Buckner		72	Gabe DeVoe	28	Terrence Oglesby	8-8	1.000	Tanner Smith	6
Terrell McIntyre		63						Andre Young	6
Dale Davis		63							
SCORING AVERAGE			THREE-POINT GOALS		REBOUNDS			BLOCKED SHOTS	
Player	GP	PPG	Player	3FGs	Player		Rebs	Player	Blks
Gabe DeVoe	3	25.0	Andre Young	14	Dale Davis		57	Elden Campbell	14
Billy Williams	4	19.0	Gabe DeVoe	11	Larry Nance		37	Elijah Thomas	8
Horace Grant	1	16.0	Demontez Stitt	9	Elden Campbell		36	Dale Davis	7
Shelton Mitchell	3	15.0	David Young	6	Harold Jamison		32	Harold Jamison	5
Marcquise Reed	3	14.7	Terrell McIntyre	6					
Elden Campbell	6	14.5							
Larry Nance	4	14.5							
Andre Young	4	14.5							
			FREE THROWS		ASSISTS			MINUTES PLAYED	
			Player	FTs	Player		Asts	Player	Mins
			Merl Code	19	Marion Cash		23	Terrell McIntyre	190
			Greg Buckner	18	Terrell McIntyre		17	Elden Campbell	170
			Marion Cash	18	Billy Williams		16	Dale Davis	169
			Dale Davis	17	Demontez Stitt		16	Marion Cash	168

ACC TOURNAMENT RECORDS

Date	Site	CU Seed	Opponent (Seed)	W / L	Margin	Score	CU Top Scorer	Opp. Top Scorer
3-5-54	Raleigh	7	Maryland (2)	L	-16	59-75	Bill Yarborough (25)	Gene Shue (28)
3-3-55	Raleigh	8	NC State (1)	L	-25	76-101	Bill Yarborough (34)	Ronnie Shavlik (27)
3-1-56	Raleigh	8	NC State (1)	L	-4	84-88	Vince Yockel (25)	John Maglio (27)
3-7-57	Raleigh	8	North Carolina (1)	L	-20	61-81	Brinkley/Yockel (16)	Len Rosenbluth (45)
3-6-58	Raleigh	6	North Carolina (3)	L	-11	51-62	Walt Gibbons (17)	Pete Brennan (22)
3-5-59	Raleigh	7	North Carolina (2)	L	-24	69-93	G. Krajack/E. Krajack (16)	Lee Shaffer (21)
3-3-60	Raleigh	7	Wake Forest (2)	L	-15	59-74	George Krajack (19)	Len Chappell (24)
3-2-61	Raleigh	5	Maryland (4)	L	-16	75-91	Choppy Patterson (28)	Robert Eicher (23)
3-1-62	Raleigh	6	NC State (3)	W	+21	67-46	Brennan/T. Mahaffey (15)	Russ Marvel (12)
3-2-62	Raleigh	6	Duke (2)	W	+5	77-72	Jim Brennan (34)	Art Heyman (27)
3-3-62	Raleigh	6	Wake Forest (1)	L	-11	66-77	Jim Brennan (21)	Len Chappell (31)
2-28-63	Raleigh	4	NC State (5)	L	-1	78-79	Gary Burnisky (15)	Pete Auksrel (12)
3-5-64	Raleigh	3	Maryland (6)	W	+14	81-67	Nick Milasnovich (30)	George Suder (13)
3-6-64	Raleigh	3	Wake Forest (2)	L	-22	64-86	Jim Brennan (19)	Bob Leonard (25)
3-4-65	Raleigh	6	Maryland (3)	L	-11	50-61	Randy Mahaffey (18)	Gary Ward (18)
3-3-66	Raleigh	3	South Carolina (6)	L	-8	52-60	Garry Helms (17)	Skip Harlieka (22)
3-9-67	Greensboro	4	Wake Forest (5)	L	-2	61-63	Randy Mahaffey (21)	Jerry Montgomery (18)
3-7-68	Greensboro	7	Duke (2)	L	-3	40-43	Randy Mahaffey (16)	Mike Lewis (13)
3-6-69	Charlotte	8	North Carolina (1)	L	-24	70-94	Butch Zatezalo (28)	Clark/Delany (22)
3-5-70	Charlotte	8	South Carolina (1)	L	-1	33-34	Ronnie Yates (12)	Tom Owens (9)
3-11-71	Greensboro	8	North Carolina (1)	L	-35	41-76	Dave Thomas (17)	Lee Dedmon (15)
3-9-72	Greensboro	7	Maryland (2)	L	-2	52-54	Mike Browning (21)	Tom McMillen (16)
3-8-73	Greensboro	6	Maryland (3)	L	-16	61-77	Van Gregg (14)	Jim O'Brien (21)
3-7-74	Greensboro	5	Virginia (4)	L	-5	63-68	Tree Rollins (17)	Gus Gerard (30)
3-6-75	Greensboro	3	Duke (6)	W	+2	78-76	Wayne Croft (20)	Will Hodge (16)
3-7-75	Greensboro	3	North Carolina (2)	L	-5	71-76	Skip Wise (22)	Phil Ford (29)
3-4-76	Landover	4	Wake Forest (5)	W	+13	76-63	Stan Rome (20)	Brown/Shellenberger (14)
3-5-76	Landover	4	North Carolina (1)	L	-8	74-82	Stan Rome (18)	Walter Davis (17)
3-3-77	Greensboro	3	Duke (6)	W	+8	82-74	Stan Rome (19)	Jim Spanarkel (23)
3-4-77	Greensboro	3	Virginia (7)	L	-12	60-72	Tree Rollins (14)	Bobby Stokes (16)
3-1-78	Greensboro	7	Duke (2)	L	-11	72-83	John Campbell (16)	Kenny Denard (22)
3-1-79	Greensboro	5	Maryland (4)	L	-8	67-75	Billy Williams (15)	Albert King (20)
2-28-80	Greensboro	4	Virginia (5)	W	+8	57-49	Williams/Nance (14)	Ralph Sampson (17)
2-29-80	Greensboro	4	Maryland (1)	L	-6	85-91	Billy Williams (19)	Albert King (38)
3-5-81	Landover	6	Wake Forest (3)	L	-9	71-80	Larry Nance (27)	Frank Johnson (32)
3-5-82	Greensboro	7	Virginia (2)	L	-2	54-56	Vince Hamilton (22)	Ralph Sampson (13)
3-11-83	Atlanta	8	North Carolina (1)	L	-26	79-105	Raymond Jones (27)	Doherty/Jordan (28)
3-9-84	Greensboro	8	North Carolina (1)	L	-12	66-78	Murray Jarman (28)	Matt Doherty (22)
3-8-85	Atlanta	6	NC State (3)	L	-7	63-70	Glenn Corbit (22)	Spud Webb (18)
3-7-86	Greensboro	7	Georgia Tech (2)	L	-18	61-79	Horace Grant (22)	Ferrell-Price (20)
3-6-87	Landover	2	Wake Forest (7)	L	-7	62-69	Horace Grant (19)	Bogues/Watson (21)
3-11-88	Greensboro	7	NC State (2)	L	-7	72-79	Elden Campbell (19)	Charles Shackelford (26)
3-10-89	Atlanta	6	Virginia (3)	L	-17	73-90	Dale Davis (21)	John Crotty (18)
3-9-90	Charlotte	1	Wake Forest (8)	W	+9	79-70	Forrest/Tyson (16)	Chris King (21)
3-10-90	Charlotte	1	Virginia (5)	L	-3	66-69	Dale Davis (21)	John Crotty (16)
3-8-91	Charlotte	8	North Carolina (1)	L	-8	59-67	Dale Davis (15)	Hubert Davis (15)
3-12-92	Charlotte	9	Maryland (8)	L	-6	75-81	Chris Whitney (18)	Walt Williams (38)
3-12-93	Charlotte	7	Florida State (2)	W	+12	87-75	Sharone Wright (24)	James Edwards (22)
3-13-93	Charlotte	7	Georgia Tech (6)	L	-8	61-69	Chris Whitney (21)	James Forrest (26)
3-10-94	Charlotte	8	NC State (9)	W	+13	76-63	Devin Gray (23)	Lakista McCuller (14)
3-11-94	Charlotte	8	Duke (1)	L	-13	64-77	Devin Gray (19)	Grant Hill (23)
3-10-95	Greensboro	7	North Carolina (2)	L	-16	62-78	Greg Buckner (15)	Donald Williams (15)
3-8-96	Greensboro	6	North Carolina (3)	W	+2	75-73	Buckner, McIntyre (20)	Jeff McInnis (22)
3-9-96	Greensboro	6	Wake Forest (2)	L	-8	60-68	Greg Buckner (16)	Tim Duncan (22)
3-7-97	Greensboro	4	Maryland (5)	L	-15	61-76	Greg Buckner (17)	Obinna Ekezie (20)
3-6-98	Greensboro	5	Wake Forest (4)	W	+19	75-56	Greg Buckner (21)	Robert O'Kelley (23)
3-7-98	Greensboro	5	Duke (1)	L	-2	64-66	Iker Iturbe (19)	Roshown McLeod (17)
3-4-99	Charlotte	7	Florida State (8)	L	-2	85-87	Terrell McIntyre (28)	Terrell Baker (28)
3-9-00	Charlotte	9	Duke (1)	L	-31	63-94	Will Solomon (14)	Shane Battier (19)
3-8-01	Atlanta	9	Florida State (8)	W	+2	66-64	Ray Henderson (15)	Antwan Dixon (23)
3-9-01	Atlanta	9	North Carolina (1)	L	-18	81-99	Will Solomon (23)	Jason Capel (23)
3-7-02	Charlotte	9	Florida State	L	-7	84-91	Edward Scott (23)	Delvon Arrington (24)
3-13-03	Greensboro	8	Florida State	L	-11	61-72	Shawan Robinson (14)	Tim Pickett (22)
3-11-04	Greensboro	9	Virginia (8)	L	-4	79-83	Vernon Hamilton (19)	Todd Billet (20)
3-10-05	Washington, D.C.	9	Maryland (8)	W	+12	84-72	Shawan Robinson (24)	Chris McCray (24)
3-11-05	Washington, D.C.	9	North Carolina (1)	L	-7	81-88	Shawan Robinson (17)	Raymond Felton (29)
3-9-06	Greensboro	9	Miami, Fla. (8)	L	-3	63-66	Vernon Hamilton (17)	Guillermo Diaz (22)
3-8-07	Tampa	8	Florida State (9)	L	-1	66-67	Trevor Booker (18)	Al Thornton (25)
3-14-08	Charlotte	3	Boston College (11)	W	+34	82-48	James Mays (15)	Tyrese Rice (15)
3-15-08	Charlotte	3	Duke (2)	W	+4	78-74	Trevor Booker (18)	Greg Paulus (17)
3-16-08	Charlotte	3	North Carolina (1)	L	-5	81-86	K.C. Rivers (28)	Wayne Ellington (24)
3-12-09	Atlanta	5	Georgia Tech (12)	L	-5	81-86	Trevor Booker (17)	Lewis Clinch (32)
3-11-10	Greensboro	6	NC State (11)	L	-2	57-59	Trevor Booker (17)	Tracy Smith (19)
3-11-11	Greensboro	4	Boston College (5)	W	+23	70-47	Demontez Stitt (20)	Joe Trapani (20)
3-12-11	Greensboro	4	North Carolina (1)	L	-5	87-92	Demontez Stitt (25)	Harrison Barnes (40)
3-8-12	Atlanta	7	Virginia Tech (10)	L	-5	63-68	Devin Coleman (15)	Erick Green (24)
3-14-13	Greensboro	11	Florida State (6)	L	-4	69-73	Jordan Roper (18)	Okaro White (24)
3-14-14	Greensboro	6	Georgia Tech (11)	W	+4	69-65	K.J. McDaniels (18)	Trae Golden (23)
3-15-14	Greensboro	6	Duke (3)	L	-1	62-63	Rod Hall (13)	Jabari Parker (18)
3-11-15	Greensboro	8	Florida State (9)	L	-3	73-76	Rod Hall (25)	Xavier Rathan-Mayes (30)
3-9-16	Washington, D.C.	7	Georgia Tech (10)	L	-3	85-88	Jaron Blossomgame (22)	Marcus Georges-Hunt (28)
3-7-17	Brooklyn, N.Y.	12	NC State (13)	W	+14	75-61	Blossomgame/Mitchell (22)	Abu/Rowan (14)
3-8-17	Brooklyn, N.Y.	12	Duke (5)	L	-7	72-79	Jaron Blossomgame (19)	Tatum/Kennard/Jackson (20)
3-8-18	Brooklyn, N.Y.	4	Boston College (12)	W	+8	90-82	Gabe DeVoe (25)	Ky Bowman (23)
3-9-18	Brooklyn, N.Y.	4	Virginia (1)	L	-6	58-64	Shelton Mitchell (18)	Kyle Guy (15)

Note: ^ - one overtime period



ACC TOURNAMENT RECORDS

VS. BOSTON COLLEGE (3-0)																
Year	W/L	CU	DU	Rd	Site	CU Top Scorer	BC Top Scorer	1959	L	69	93	Quar	Ral.	E. Krajack, G. Krajack (16)	Shaffer (21)	
2008	W	82	48	Quar	Char.	Mays (15)	Rice (15)	1969	L <td>70</td> <td>94</td> <td>Quar</td> <th>Char.</th> <th>Zatezalo (28)</th> <th>Bunting, Clark (22)</th>	70	94	Quar	Char.	Zatezalo (28)	Bunting, Clark (22)	
2011	W	70	47	Quar	Gre.	Stitt (20)	Trapani (20)	1971	L	41	76	Quar	Gre.	Thomas (17)	Dedmon (15)	
2018	W	90	82	Quar	Brook.	DeVoe (25)	Bowman (23)	1975*	L	71	76	Semi	Gre.	Wise (22)	Ford (29)	
								1976	L	74	82	Semi	Lan.	Rome (18)	Davis (17)	
								1983	L	79	105	Quar	Atl.	Jones (27)	Doherty, Jordan (28)	
								1984	L	66	78	Quar	Gre.	Jarman (28)	Doherty (22)	
								1991	L	59	67	Quar	Char.	D. Davis (15)	H. Davis (15)	
								1995	L	62	78	First	Gre.	Buckner (15)	Williams (15)	
								1996	W	75	73	First	Gre.	Buckner, McIntyre (20)	McInnis (22)	
								2001	L	81	99	Quar	Atl.	Solomon (23)	Capel (23)	
								2005	L	81	88	Quar	DC	Robinson (17)	Felton (29)	
								2008	L	81	86	Final	Char.	Rivers (28)	Ellington (24)	
								2011*	L	87	92	Semi	Gre	Stitt (25)	Barnes (40)	
VS. DUKE (4-7)																
Year	W/L	CU	DU	Rd	Site	CU Top Scorer	DU Top Scorer	1991 <td>L</td> <td>59</td> <td>67</td> <td>Quar</td> <th>Char.</th> <th>D. Davis (15)</th> <th>H. Davis (15)</th>	L	59	67	Quar	Char.	D. Davis (15)	H. Davis (15)	
1962	W	77	72	Semi	Ral.	Brennan (34)	Heyman (27)	1995	L	62	78	First	Gre.	Buckner (15)	Williams (15)	
1968	L	40	43	Quar	Gre.	Mahaffey (16)	Lewis (13)	1996	W	75	73	First	Gre.	Buckner, McIntyre (20)	McInnis (22)	
1975	W	78	76	Quar	Gre.	Croft (20)	Hodge (16)	2001	L	81	99	Quar	Atl.	Solomon (23)	Capel (23)	
1977	W	78	76	Quar	Gre.	Rome (19)	Spanarkel (23)	2005	L	81	88	Quar	DC	Robinson (17)	Felton (29)	
1978	L	72	83	Quar	Gre.	Campbell (16)	Dennard (22)	2008	L	81	86	Final	Char.	Rivers (28)	Ellington (24)	
1994	L	64	77	Quar	Char.	Gray (19)	Topli (23)	2011*	L	87	92	Semi	Gre	Stitt (25)	Barnes (40)	
1998	L	64	66	Quar	Gre.	Iturbe (19)	McLeod (17)									NCS Top Scorer
2000	L	63	94	First	Char.	Solomon (14)	Battier (19)	1955	L	76	101	Quar	Ral.	Yarborough (34)	Shavik (27)	
2008	W	78	74	Semi	Char.	Booker (18)	Paulus (17)	1956	L	84	88	Quar	Ral.	Yockel (25)	Maglio (27)	
2014	L	62	63	Quar	Gre.	Hall (13)	Parker (18)	1962	W	67	46	Quar	Ral.	Brennan, T. Mahaffey (15)	Marvel (12)	
2017	L	72	79	Second	Brook.	Blossomgame (19)	Tatum/Kennard/Jackson (20)	1963	L	78	79	Quar	Ral.	Burnisky (15)	Auksel (12)	
								1985	L	63	70	Quar	Atl.	Corbit (22)	Webb (18)	
								1988	L	72	79	Quar	Gre.	Campbell (19)	Shackleford (26)	
								1994	W	76	63	First	Char.	Gray (19)	McCuller (14)	
								2010	L	57	59	First	Gre.	T. Booker (17)	Smith (19)	
								2017	W	74	61	First	Brook.	Blossomgame/Mitchell (22)	Abu/Rowan (14)	
VS. FLORIDA STATE (2-6)																
Year	W/L	CU	GT	Rd	Site	CU Top Scorer	FS Top Scorer	1985 <td>L</td> <td>63</td> <td>70</td> <td>Quar</td> <th>Atl.</th> <th>Corbit (22)</th> <th>Webb (18)</th>	L	63	70	Quar	Atl.	Corbit (22)	Webb (18)	
1993	W	87	75	Quar	Char.	Wright (24)	Edwards (22)	1988	L	72	79	Quar	Gre.	Campbell (19)	Shackleford (26)	
1999	L	85	87	First	Char.	McIntyre (28)	Baker (28)	1994	W	76	63	First	Char.	Gray (19)	McCuller (14)	
2001	W	66	654	First	Atl.	Henderson (15)	Dixon (23)	2010	L	57	59	First	Gre.	T. Booker (17)	Smith (19)	
2002	L	84	91	First	Char.	Scott (23)	Arrington (24)	2017	W	74	61	First	Brook.	Blossomgame/Mitchell (22)	Abu/Rowan (14)	
2003	L	61	72	First	Gre.	Robinson (14)	Pickett (22)									NCS Top Scorer
2007	L	66	67	First	Tam.	Booker (18)	Thornton (25)	1955	L	76	101	Quar	Ral.	Yarborough (34)	Shavik (27)	
2013	L	69	73	First	Gre.	Roper (18)	White (24)	1956	L	84	88	Quar	Ral.	Yockel (25)	Maglio (27)	
2015	L	75	76	Second	Gre.	Hall (25)	Rathan-Mayes (30)	1962	W	67	46	Quar	Ral.	Brennan, T. Mahaffey (15)	Marvel (12)	
								1963	L	78	79	Quar	Ral.	Burnisky (15)	Auksel (12)	
								1985	L	63	70	Quar	Atl.	Corbit (22)	Webb (18)	
								1988	L	72	79	Quar	Gre.	Campbell (19)	Shackleford (26)	
								1994	W	76	63	First	Char.	Gray (19)	McCuller (14)	
								2010	L	57	59	First	Gre.	T. Booker (17)	Smith (19)	
								2017	W	74	61	First	Brook.	Blossomgame/Mitchell (22)	Abu/Rowan (14)	
VS. GEORGIA TECH (1-4)																
Year	W/L	CU	GT	Rd	Site	CU Top Scorer	GT Top Scorer	1955 <td>L</td> <td>76</td> <td>101</td> <td>Quar</td> <th>Ral.</th> <th>Yarborough (34)</th> <th>Shavik (27)</th>	L	76	101	Quar	Ral.	Yarborough (34)	Shavik (27)	
1986	L	61	79	Quar	Gre.	Grant (22)	Ferrell, Price (20)	1956	L	84	88	Quar	Ral.	Yockel (25)	Maglio (27)	
1993	L	61	69	Quar	Char.	Whitney (21)	Forrest (26)	1962	W	67	46	Quar	Ral.	Brennan, T. Mahaffey (15)	Marvel (12)	
2009	L	81	85	First	Atl.	Booker (17)	Clinch (32)	1963	L	78	79	Quar	Ral.	Burnisky (15)	Auksel (12)	
2014*	W	69	65	Second	Gre.	McDaniels (18)	Golden (23)	1985	L	63	70	Quar	Atl.	Corbit (22)	Webb (18)	
2016*	L	85	88	Second	DC	Blossomgame (22)	Georges-Hunt (28)	1988	L	72	79	Quar	Gre.	Campbell (19)	Shackleford (26)	
								1994	W	76	63	First	Char.	Gray (19)	McCuller (14)	
								2010	L	57	59	First	Gre.	T. Booker (17)	Smith (19)	
								2017	W	74	61	First	Brook.	Blossomgame/Mitchell (22)	Abu/Rowan (14)	
VS. MARYLAND (2-9)																
Year	W/L	CU	MD	Rd	Site	CU Top Scorer	MD Top Scorer	1955 <td>L</td> <td>76</td> <td>101</td> <td>Quar</td> <th>Ral.</th> <th>Yarborough (34)</th> <th>Shavik (27)</th>	L	76	101	Quar	Ral.	Yarborough (34)	Shavik (27)	
1954	L	59	75	Quar	Ral.	Yarborough (25)	Shue (28)	1956	L	84	88	Quar	Ral.	Yockel (25)	Maglio (27)	
1961	L	75	81	Quar	Ral.	Patterson (28)	Eicher (23)	1962	W	67	46	Quar	Ral.	Brennan, T. Mahaffey (15)	Marvel (12)	
1964	W	81	67	Quar	Ral.	Milasnovich (30)	Suder (13)	1963	L	78	79	Quar	Ral.	Burnisky (15)	Auksel (12)	
1965	L	50	61	Quar	Ral.	Mahaffey (18)	Ward (18)	1985	L	63	70	Quar	Atl.	Corbit (22)	Webb (18)	
1972	L	53	54	Quar	Gre.	Browning (21)	McMillen (16)	1988	L	72	79	Quar	Gre.	Campbell (19)	Shackleford (26)	
1973	L	61	77	Quar	Gre.	Gregg (14)	O'Brien (21)	1994	W	76	63	First	Char.	Gray (19)	McCuller (14)	
1979	L	67	75	Quar	Gre.	Williams (15)	King (20)	2010	L	57	59	First	Gre.	T. Booker (17)	Smith (19)	
1980	L	85	91	Semi	Gre.	Williams (19)	King (38)	2017	W	74	61	First	Brook.	Blossomgame/Mitchell (22)	Abu/Rowan (14)	
1992	L	75	81	First	Char	Whitney (18)	Williams (38)									NCS Top Scorer
1997	L	67	76	First	Gre.	Buckner (17)	Ekezie (20)	1955	L	76	101	Quar	Ral.	Yarborough (34)	Shavik (27)	
2005	W	84	72	First	DC	Robinson (24)	McCray (24)	1956	L	84	88	Quar	Ral.	Yockel (25)	Maglio (27)	
								1962	W	67	46	Quar	Ral.	Brennan, T. Mahaffey (15)	Marvel (12)	
								1963	L	78	79	Quar	Ral.	Burnisky (15)	Auksel (12)	
								1985	L	63	70	Quar	Atl.	Corbit (22)	Webb (18)	
								1988	L	72	79	Quar	Gre.	Campbell (19)	Shackleford (26)	
								1994	W	76	63	First	Char.	Gray (19)	McCuller (14)	
								2010	L	57	59	First	Gre.	T. Booker (17)	Smith (19)	
								2017	W	74	61	First	Brook.	Blossomgame/Mitchell (22)	Abu/Rowan (14)	
VS. MIAMI (FLA.) (0-1)																
Year	W/L	CU	UM	Rd	Site	CU Top Scorer	UM Top Scorer	1955	L	76	101	Quar	Ral.	Yarborough (34)	Shavik (27)	
2006	L	63	66	First	Gre.	Hamilton (17)	Diaz (22)	1956	L	84	88	Quar	Ral.	Yockel (25)	Maglio (27)	
								1962	W	67	46	Quar	Ral.	Brennan, T. Mahaffey (15)	Marvel (12)	
								1963	L	78	79	Quar	Ral.	Burnisky (15)	Auksel (12)	
								1985	L	63	70	Quar	Atl.	Corbit (22)	Webb (18)	
								1988	L	72	79	Quar	Gre.	Campbell (19)	Shackleford (26)	
								1994	W	76	63	First	Char.	Gray (19)	McCuller (14)	
								2010	L	57	59	First	Gre.	T. Booker (17)	Smith (19)	
								2017	W	74	61	First	Brook.	Blossomgame/Mitchell (22)	Abu/Rowan (14)	
VS. NORTH CAROLINA (1-15)																
Year	W/L	CU	NC	Rd	Site	CU Top Scorer	NC Top Scorer	1955	L	76	101	Quar	Ral.	Yarborough (34)	Shavik (27)	
1957	L	61	81	Quar	Ral.	Brink (16)	Rosenbluth (45)	1956	L	84	88	Quar	Ral.	Yockel (25)	Maglio (27)	
1958	L	51	62	Quar	Ral.	Brennan (22)	Ribbons (17)	1962	W	67	46	Quar	Ral.	Brennan, T. Mahaffey (15)	Marvel (12)	
								1963	L	78	79	Quar	Ral.	Burnisky (15)	Auksel (12)	
								1985	L	63	70	Quar	Atl.	Corbit (22)	Webb (18)	
								1988	L	72	79	Quar	Gre.	Campbell (19)	Shackleford (26)	
								1994	W	76	63	First	Char.	Gray (19)	McCuller (14)	
								2010	L	57	59	First	Gre.	T. Booker (17)	Smith (19)	
								2017	W	74	61	First	Brook.	Blossomgame/Mitchell (22)	Abu/Rowan (14)	
								1955	L	76	101	Quar	Ral.	Yarborough (34)	Shavik (27)	
								1956	L	84	88	Quar	Ral.	Yockel (25)	Maglio (27)	
								1962	W	67	46	Quar	Ral.	Brennan, T. Mahaffey (15)	Marvel (12)	
								1963	L	78	79	Quar	Ral.	Burnisky (15)	Auksel (12)	
								1985	L	63	70	Quar	Atl.	Corbit (22)	Webb (18)	
								1988	L	72	79	Quar	Gre.	Campbell (19)	Shackleford (26)	
								1994	W	76	63	First	Char.	Gray (19)	McCuller (14)	
								2010	L	57	59	First	Gre.	T. Booker (17)	Smith (19)	
								2017	W	74	61	First	Brook.	Blossomgame/Mitchell (22)	Abu/Rowan (14)	
								1955	L	76	101	Quar	Ral.	Yarborough (34)	Shavik (27)	
								1956	L	84	88	Quar	Ral.	Yockel (25)	Maglio (27)	
								1962	W	67	46	Quar	Ral.	Brennan, T. Mahaffey (15)	Marvel (12)	
								1963	L	78	79	Quar	Ral.	Burnisky (15)	Auksel (12)	
								1985	L	63	70	Quar	Atl.	Corbit (22)	Webb (18)	
								1988	L	72	79	Quar	Gre.	Campbell (19)	Shackleford (26)	
								1994	W	76	63	First	Char.	Gray (19)	McCuller (14)	
								2010	L	57	59	First	Gre.	T. Booker (17)	Smith (19)	
								2017	W	74	61	First	Brook.	Blossomgame/Mitchell (22)	Abu/Rowan (14)	
								1955	L	76	101	Quar	Ral.	Yarborough (34)	Shavik (27)	
								1956	L	84	88	Quar	Ral.	Yockel (25)	Maglio (27)	
								1962	W	67	46	Quar	Ral.	Brennan, T. Mahaffey (15)	Marvel (12)	
								1963	L	78	79	Quar	Ral.	Burnisky (15)	Auksel (12)	
								1985	L	63	70	Quar	Atl.	Corbit (22)	Webb (18)	
								1988	L	72	79	Quar	Gre.	Campbell (19)	Shackleford (26)	
								1994	W	76	63	First	Char.	Gray (19)	McCuller (14)	
								2010	L	57	59	First	Gre.	T. Booker (17)	Smith (19)	
								2017	W	74	61	First	Brook.	Blossomgame/Mitchell (22)	Abu/Rowan (14)	
								1955	L	76	101	Quar	Ral.	Yarborough (34)	Shavik (27)	
								1956	L	84	88	Quar	Ral.	Yockel (25)	Maglio (27)	
								1962	W	67	46	Quar	Ral.	Brennan, T. Mahaffey (15)	Marvel (12)	
								1963	L	78	79	Quar	Ral.	Burnisky (15)	Auksel (12)	
								1985	L	63	70	Quar	Atl.	Corbit (22)	Webb (18)	
								1988	L	72	79	Quar	Gre.	Campbell (19)	Shackleford (26)	
								1994	W	76	63	First	Char.	Gray (19)	McCuller (14)	
								2010	L	57	59	First	Gre.	T. Booker (17)	Smith (19)	
								2017	W	74	61	First	Brook.	Blossomgame/Mitchell (22)	Abu/Rowan (14)	
								1955	L	76	101	Quar	Ral.	Yarborough (34)	Shavik (27)	
								1956	L	84	88	Quar	Ral.	Yockel (25)	Maglio (27)	
								1962	W	67	46	Quar	Ral.	Brennan, T. Mahaffey (15)	Marvel (12)	
								1963	L	78	79	Quar	Ral.	Burnisky (15)	Auksel (12)	
								1985	L	63	70	Quar	Atl.	Corbit (22)</		

Note: * - denotes one overtime period

CLEMSON'S ACC TOURNAMENT SUPERLATIVES

TEAM		
CLEMSON		
Points:	90	vs. Boston College (Quar), 2018
Field Goals:	36	vs. Maryland (Semi), 1980
Field Goal Attempts:	83	vs. NC State (1st), 1955
Field Goal Percentage:	.700	vs. South Carolina (14-20) (1st), 1970
3-Point Goals:	12	vs. North Carolina (2nd), 2001; Boston College (Quar), 2018
3-Point Attempts:	29	vs. Georgia Tech (2nd), 1993; Georgia Tech (2nd), 2016
Free Throws:	30	vs. NC State (1st), 1956
Free Throw Attempts:	43	vs. Maryland (1st), 1954
Free Throw Percentage:	.923	vs. Duke (2nd), 2017
Rebounds:	55	vs. Wake Forest (1st), 1976
Rebound Margin:	+20	vs. Florida State (1st), 1999
Assists:	24	vs. Maryland (2nd), 1980; vs. North Carolina (1st), 1984
Blocked Shots:	11	vs. Maryland (1st), 1992
Steals:	15	vs. Duke (1st), 1977
INDIVIDUAL		
CLEMSON		
Points:	34	by Bill Yarborough vs. NC State (1st), 1955
	34	by Jim Brennan vs. Duke (Semi), 1962
Field Goals:	15	by Bill Yarborough vs. NC State (1st), 1955
Field Goals Attempts:	42	by Bill Yarborough vs. NC State (1st), 1955
Field Goal Percentage (Min. 10 Att):	.769	by Glenn Corbit vs. NC State (10-13) (1st), 1985
3-Point Goals:	7	by Will Solomon vs. North Carolina (2nd), 2001
3-Point Attempts:	16	by Terrell McIntyre vs. Florida State (1st), 1999
3-Point Percentage:	1.000	by Shelton Mitchell vs. Duke (3-3) (2nd), 2017
Free Throws:	11	by Vince Yockel vs. NC State (1st), 1956
Free Throw Attempts:	16	by Bill Yarborough vs. Maryland (1st), 1954
	18	by John Crotty of Virginia (Semi), 1990
Free Throw Percentage (Min. 10 Att):	.909	by Jim Brennan vs. Wake Forest (10-11) (Semi), 1962
		by K.J. McDaniels vs. Georgia Tech (10-11) (2nd), 2014
Rebounds:	20	by Harold Jamison vs. Florida State (1st), 1999
Assists:	11	by Bobby Conrad vs. Maryland (Semi), 1980
Minutes:	50	by Randy Mahaffey vs. Wake Forest, (1st), 1967
	50	by Jim Sutherland vs. Wake Forest, (1st), 1967
Blocked Shots:	8	by Sharone Wright vs. Maryland (1st), 1992
Steals:	6	by Edward Scott vs. Duke (1st), 2000
		by K.C. Rivers vs. North Carolina (final), 2008
OPPONENTS		
105	by North Carolina (1st), 1983	
36	by many	
97	by NC State (1st), 1955	
.610	by Maryland (36-59) (Semi), 1980	
17	by Duke (1st), 2000	
33	by Boston College (Quar), 2018	
37	by North Carolina (2nd), 2005	
47	by North Carolina (2nd), 2005	
.941	by Duke (16-17) (Semi), 2008	
67	by NC State (1st), 1955	
+27	by North Carolina (1st), 1969	
23	by Maryland (2nd), 1980	
11	by Duke (2nd), 1994	
15	by Duke (1st), 2000	
OPPONENTS		
45	by Lennie Rosenbluth of North Carolina (1st), 1957	
19	by Lennie Rosenbluth of North Carolina (1st), 1957	
31	by Lennie Rosenbluth of North Carolina (1st), 1957	
.833	by Greg Manning of Maryland (12-14) (2nd), 1980	
6	by Jason Capel of North Carolina (2nd), 2001	
	by Harrison Barnes of North Carolina (Semi), 2011	
12	by Walt Williams of Maryland (1st), 1992	
	by Lewis Clinch of Georgia Tech (1st), 2009	
1.000	by Mike Dunleavy of Duke (4-4) (1st), 2000	
	by Jason Capel of North Carolina (6-6) (2nd), 2001	
15	by Phil Ford of North Carolina (Semi), 1975	
	by Marcus Georges-Hunt of Georgia Tech (2nd), 2016	
18	by Phil Ford of North Carolina (Semi), 1975	
.929	by Keith Booth of Maryland (13-14) (1st), 1997	
21	by Lee Shaffer of North Carolina (1st), 1959	
13	by Drew Barry of Georgia Tech (2nd), 1993	
50	by Paul Long of Wake Forest, (1st), 1967	
50	by Jerry Montgomery of Wake Forest (1st), 1967	
10	by Cherokee Parks of Duke (2nd), 1994	
6	by Mark Price of Georgia Tech (1st), 1986	

NIT RECORDS

CATEGORY		TEAM		OPPONENT	
CLEMSON					
Points:	99	vs. Middle Tennessee, 3-13-1986		91	by Providence, 3-15-1975
Field Goals:	37	vs. Providence, 3-15-1975		36	by Providence, 3-15-1975
Field Goal Attempts:	73	vs. Temple, 3-12-1981		76	by Middle Tennessee, 3-13-1986
Field Goal %:	(.654, 34-54)	vs. West Virginia, 3-21-1994		.627	by Providence, 3-15-1975
3-Point Goals:	10	vs. West Virginia, 3-21-1994		14	by Xavier, 3-23-1999
		vs. Belmont, 3-25-2014			
3-Point Attempts:	28	vs. California, 3-25-1999		37	by Auburn, 3-18-1993
Free Throws:	25	vs. Middle Tennessee, 3-13-1986		34	by Temple, 3-12-1981
Free Throw Attempts:	34	vs. Syracuse, 3-21-2007		47	by Temple, 3-12-1981
Free Throw % (min. 10 att.):	(.850, 17-20)	vs. Georgia State, 3-18-2014	(.929, 13-14)		by Georgia State, 3-18-2014
Rebounds:	57	vs. Georgia, 3-10-1999		45	by Wyoming, 3-20-1986
				45	by Oakland, 3-14-2017
Rebound Margin:	+22	vs. West Virginia, 3-21-1994		+13	by Oakland, 3-14-2017
Assists:	23	vs. many		18	by West Virginia, 3-29-2007
					by Belmont, 3-25-2014
Turnovers:	20	vs. West Virginia, 3-21-1994		24	by Mississippi, 3-19-2007
Blocked Shots:	9	vs. Georgia State, 3-18-2014		5	by Oakland, 3-14-2017
		vs. Illinois, 3-23-2014			
Steals:	14	vs. Mississippi, 3-19-2007		14	by Texas A&M, 3-16-2005
		INDIVIDUAL		OPPONENT	
CLEMSON					
Points:	34	by Larry Nance vs. Temple, 3-12-1981		27	by Billy McCaffrey (Vanderbilt), 3-23-1994
Field Goals:	12	by Horace Grant vs. Georgia, 3-17-1986		12	by Joe Hassett (Providence), 3-15-1975
					by Gerald Wilkins (UT Chattanooga), 3-15-1985
Field Goals Attempts:	20	by Devin Gray vs. Vanderbilt, 3-23-1994		22	by Craig Bradshaw (Belmont), 3-25-2014
		by Terrell McIntyre vs. California, 3-25-1999			
Field Goal % (Min. 10 Att):	(.900, 9-10)	by Devin Gray vs. West Virginia, 3-21-1994	(.750, 12-16)		by Joe Hassett (Providence), 3-15-1975
3-Point Goals:	6	by Bruce Martin at Virginia Tech, 3-17-1995		6	by many (3), last by Frank Young (West Virginia), 3-29-2007
3-Point Attempts:	11	by K.C. Rivers vs. West Virginia, 3-29-2007		14	by Bernard Haslett (Southern Mississippi), 3-17-1994
					by Craig Bradshaw (Belmont), 3-25-2014
3 Point %:	(1.000, 5-5)	by Corey Wallace vs. West Virginia, 3-21-1994	(1.000, 4-4)		by Billy McCaffrey (Vanderbilt), 3-23-1994
Free Throws:	12	by Larry Nance vs. Temple, 3-12-1981		10	by Ray Harrison (Georgia), 3-10-1999
Free Throw Attempts:	15	by Larry Nance vs. Temple, 3-12-1981		14	by Ray Harrison (Georgia), 3-10-1999
Free Throw % (Min. 10 Att):	(.917, 11-12)	by Horace Grant vs. Middle Tennessee, 3-13-1986	(1.000, 8-8)		by Lavon Williams (Kentucky), 3-7-1979
Rebounds:	17	by Tom Wideman vs. Butler, 3-18-1999		16	by Ronnie McAdoo (Old Dominion), 3-12-1979
					by Fennis Dembo (Wyoming), 3-20-1986
Assists:	13	by Grayson Marshall vs. Middle Tennessee, 3-13-1986		9	by Sean Dent (Wyoming), 3-20-1986
		by Lou Richie vs. Southern Mississippi, 3-17-1994			by Reece Chamberlain (Belmont), 3-25-2014
Minutes:	45	by Larry Nance vs. Old Dominion, 3-12-1979		50	by Ronnie McAdoo (Old Dominion), 3-12-1979
Blocked Shots:	5	by Sharone Wright vs. Auburn, 3-18-1993		4	by Isaiah Brock (Oakland), 3-14-2017
		by K.J. McDaniels vs. Georgia State, 3-18-2014			
Steals:	5	by Vernon Hamilton vs. Mississippi, 3-19-2007		6	by Thomas Jackson (Butler), 3-18-1999

CLEMSON'S NATIONAL INVITATION TOURNAMENT HISTORY — GAME BY GAME (18-16)

Date	Site	Opponent	W	L	Margin	Score	Clemson Top Scorer	Opponent Top Scorer
3-15-75	New York, N.Y.	Providence		L	-5	86-91	Stan Rome (20)	Joe Hassett (24)
3-7-79	Lexington, Ky.	Kentucky	W		+1	68-67 OT	Billy Williams (16)	Kyle Macy (21)
3-12-79	Clemson, S.C.	Old Dominion		L	-2	59-61 OT	Billy Williams (14)	Ronnie McAdoo (14)
3-12-81	Clemson, S.C.	Temple		L	-8	82-90	Larry Nance (34)	Keith Parham (25)
3-12-82	Clemson, S.C.	Mississippi		L	-4	49-53	Horace Wyatt (14)	Carlos Clark (25)
3-15-85	Chattanooga, Tenn.	UT Chattanooga		L	-2	65-67	Grant/Hamilton (16)	Gerald Wilkins (26)
3-13-86	Clemson, S.C.	Middle Tennessee	W		+18	99-81	Horace Grant (33)	Kim Cooksey (25)
3-17-86	Athens, Ga.	Georgia	W		+12	77-65	Grant, Corbit (24)	Donald Hartry (17)
3-20-86	Laramie, Wyo.	Wyoming		L	-5	57-62	Grayson Marshall (19)	Fennis Dembo (19)
3-18-88	Hattiesburg, Miss.	Southern Mississippi		L	-5	69-74	Elden Campbell (16)	David Hamilton (18)
3-18-93	Clemson, S.C.	Auburn	W		+12	84-72	Devin Gray (23)	Wesley Person (28)
3-22-93	Birmingham, Ala.	Alabama-Birmingham		L	-1	64-65	Sharone Wright (18)	Robert Shannon (19)
3-17-94	Clemson, S.C.	Southern Mississippi	W		+11	96-85	Andre Bovain (20)	Bernard Haslett (22)
3-21-94	Morgantown, W.Va.	West Virginia	W		+17	96-79	Devin Gray (22)	Perviree Green (22)
3-23-94	Nashville, Tenn.	Vanderbilt		L	-15	74-89	Sharone Wright (15)	Bill McCaffrey (27)
3-17-95	Blacksburg, Va.	Virginia Tech		L	-8	54-62	Bruce Martin (18)	D. Watlington (20)
3-10-99	Clemson, S.C.	Georgia	W		+20	77-57	Terrell McIntyre (19)	Jumaine Jones (20)
3-16-99	Piscataway, N.J.	Rutgers	W		+10	78-68	Terrell McIntyre (16)	Dahntay Jones (20)
3-18-99	Clemson, S.C.	Butler	W		+20	89-69	Harold Jamison (26)	Thomas Jackson (17)
3-23-99	New York, N.Y.	Xavier	W		+3	79-76	Terrell McIntyre (20)	Gary Lumpkin (16)
3-25-99	New York, N.Y.	California		L	-1	60-61	Terrell McIntyre (17)	Geno Carlisle (16)
3-16-05	College Station, Texas	Texas A&M		L	-8	74-82	Cliff Hammonds (26)	Joseph Jones (25)
3-15-06	Clemson, S.C.	Louisiana Tech	W		+16	69-53	Akin Akingbala (16)	Paul Millsap (19)
3-20-06	Louisville, Ky.	Louisville		L	-6	68-74	Akin Akingbala (19)	Taquan Dean (20)
3-14-07	Clemson, S.C.	East Tennessee St.	W		+7	64-57	K.C. Rivers (17)	Courtney Pigram (25)
3-19-07	Clemson, S.C.	Mississippi	W		+21	89-68	Trevor Booker (21)	Todd Abernethy (18)
3-21-07	Clemson, S.C.	Syracuse	W		+4	74-70	K.C. Rivers (29)	Eric Devendorf (23)
3-27-07	New York, N.Y.	Air Force	W		+1	68-67	K.C. Rivers (19)	Nick Welch (16)
3-29-07	New York, N.Y.	West Virginia		L	-5	73-78	K.C. Rivers (18)	Frank Young (24)
3-18-14	Clemson, S.C.	Georgia State	W		+12	78-66	K.J. McDaniels (30)	R.J. Hunter (15)
3-23-14	Clemson, S.C.	Illinois	W		+1	50-49	K.J. McDaniels (12)	Rayvonte Rice (15)
3-25-14	Clemson, S.C.	Belmont	W		+5	73-68	Harrison, McDaniels (16)	Craig Bradshaw (21)
4-1-14	New York, N.Y.	SMU		L	-6	59-65	Rod Hall (18)	Markus Kennedy (21)
3-14-17	Clemson, S.C.	Oakland		L	-5	69-74	Jaron Blossomgame (24)	Martez Walker (23)



ACC BESTS & NCAA STAT RANKINGS

Opponent	Points
Boston College	128 (N), 12-28-1976
Duke	103 (H), 1-24-1987
Florida State	108 (H), 11-27-1976
Georgia Tech	106 (H), 2-22-1966
Louisville	75, (A), 12-18-1974
Miami (Fla.)	98 (N), 1-5-1956
North Carolina	99 (H), 1-28-1987
	99 (H), 1-14-1956
NC State	103 (H), 2-21-1976
Notre Dame	83 (H), 2-8-2016
Pittsburgh	78 (H), 3-8-2014
Syracuse	74 (A), 1-5-2016
Virginia	104 (H), 1-10-1970
Virginia Tech	87 (H), 1-22-1966
Wake Forest	104 (H), 2-28-1970

Opponent	Points
Boston College	25, Gabe DeVoe (N), 3-8-2018
Duke	38, Bill Yarborough (H), 1-11-1956
Florida State	36, Edward Scott (H), 2-23-2002
Georgia Tech	41, Will Solomon (H), 1-24-2001
Louisville	24, Marcquise Reed (H), 1-6-2018
Miami (Fla.)	28, K.C. Rivers (A), 12-21-2008
North Carolina	35, Butch Zatezalo (N), 2-15-1969
NC State	43, Butch Zatezalo (N), 2-14-1970
Notre Dame	30, K.J. McDaniels (A), 2-11-2014
	30, Jaron Blossomgame (H), 2-8-2016
Pittsburgh	25, Gabe DeVoe (H), 2-8-2018
Syracuse	21, Marcquise Reed, 3-3-2018
Virginia	43, Will Solomon (H), 1-15-2000
Virginia Tech	33, Butch Zatezalo (A), 1-25-1969
Wake Forest	46, Butch Zatezalo (A), 2-18-1969

TEAM BESTS

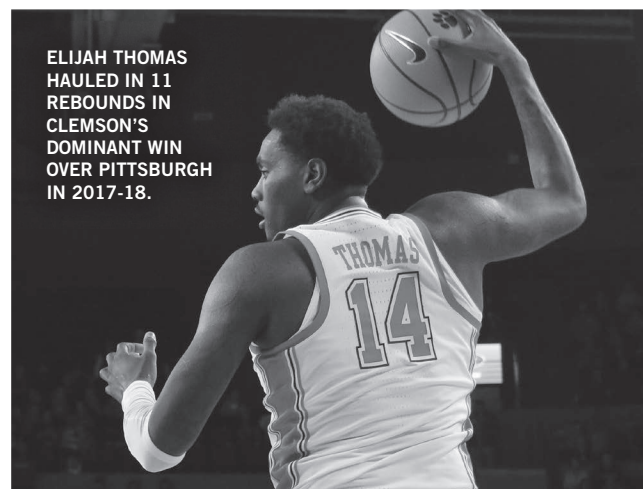
Field Goal Percentage
.570 (49-86), (N), 12-28-1976
.655 (36-55), (H), 2-28-1990
.579 (44-76), (H), 11-27-1976
.692 (27-39), (H), 1-12-2011
.447 (30-67), (A), 12-18-1974
.509 (29-57), (H), 12-20-1994
.592 (29-49) (A), 1-27-1982
.620 (31-50) (H), 1-31-1998
.525 (31-59) (H), 2-8-2016
.474 (27-57) (H), 3-8-2014
.538 (28-52) (A), 1-5-2016
.675 (27-40) (A), 2-21-1984
.524 (23-45), (A), 1-23-1971
.596 (31-52) (H), 2-8-1978

Victory Margin
+52 (128-76), (N), 12-28-1976
+34 (100-66), (H), 2-15-1975
+33 (78-45), (H), 2-15-1999
+29 (98-69), (H), 1-8-1977
+5 (74-69), (H), 1-6-2018
+20 (75-55), (H), 12-20-1994
+20 (93-73) (H), 1-29-1977
+22 (92-70) (H), 2-22-1975
+22 (95-73) (H), 1-29-1994
+9 (67-58), (H), 1-20-2018
+24 (72-48), (H), 2-8-2018
+13 (66-53) (H), 1-17-2015
+31 (82-51) (A), 2-7-2008
+19 (75-54), (H), 2-14-2015
+27 (87-61) (A), 1-4-1964
+27 (91-64) (H), 1-6-1986

INDIVIDUAL BESTS

Rebounds
13, Trevor Booker (A), 2-10-2009
20, Horace Grant (H), 2-26-1986
20, Harold Jamison (N), 3-4-1999
20, Tree Rollins (H), 1-8-1977
20, Dale Davis (A), 3-3-1990
12, Sidy Djitte (H), 1-10-2016
16, Trevor Booker (A), 12-21-2008
21, Earle Maxwell (N), 2-18-1961
21, Dale Davis (H), 2-1-1989
18, Richie Mahaffey (A), 2-3-1968
18, Dale Davis (H), 2-12-1990
13, K.J. McDaniels (A), 2-11-2014
11, Elijah Thomas (H), 2-8-2018
12, Jaron Blossomgame (H), 1-17-2015
21, David Angel (H), 1-27-1973
18, Ken Gardner (H), 1-22-1966
20, Horace Grant (H), 2-18-1987

**ELIJAH THOMAS
HAULED IN 11
REBOUNDS IN
CLEMSON'S
DOMINANT WIN
OVER PITTSBURGH
IN 2017-18.**



CLEMSON IN THE FINAL TOP 25 NCAA STATISTICAL RANKINGS

YEAR	PLAYER/TEAM	RANK	CATEGORY	STAT
1954-55	Bill Yarborough	4th	Scoring	28.3
1955-56	Clemson	9th	Scoring	86.0
1956-57	Clemson	9th	Free Throw Percentage	.732
1959-60	Choppy Patterson	16th	Free Throw Percentage	.812
1960-61	Choppy Patterson	8th	Free Throw Percentage	.844
1962-63	Jim Brennan	20th	Free Throw Percentage	.828
1965-66	Jim Sutherland	14th	Free Throw Percentage	.850
1966-67	Jim Sutherland	4th	Free Throw Percentage	.897
1968-69	Butch Zatezalo	14th	Scoring	25.8
1975-76	Clemson	10th	Field Goal Percentage	.551
1976-77	Tree Rollins	12th	Rebounds/Game	12.8
	Clemson	7th	Field Goal Percentage Defense	.423
	Clemson	2nd	Scoring Margin	17.7
	Clemson	14th	Scoring	86.6
1977-78	Clemson	13th	Field Goal Percentage	.521
1979-80	Clemson	16th	Scoring Margin	+9.8
1981-82	Clemson	20th	Free Throw Percentage	.734
1983-84	Clemson	1st	Assists/Game	20.5
1984-85	Clemson	22nd	Rebound Margin	4.9
	Grayson Marshall	20th	Assists/Game	6.6
1985-86	Horace Grant	10th	Rebounds/Game	10.5
	Grayson Marshall	13th	Assists/Game	7.7
1986-87	Horace Grant	3rd	Field Goal Percentage	.656
	Michael Tait	10th	3-Point Field Goal Percentage	.510
	Grayson Marshall	15th	Assists/Game	7.4
	Clemson	4th	Scoring	86.1
	Clemson	15th	3-Point Field Goal Percentage	.448
	Clemson	7th	3-Point Field Goals/Game	6.5
1987-88	Elden Campbell	10th	Field Goal Percentage	.629
	Elden Campbell	8th	Blocked Shots/Game	3.0
1988-89	Dale Davis	3rd	Field Goal Percentage	.670
	Elden Campbell	9th	Blocked Shots/Game	2.9
1989-90	Dale Davis	13th	Rebounds/Game	11.3
	Dale Davis	10th	Field Goal Percentage	.625
	Elden Campbell	16th	Blocked Shots/Game	2.8
	Clemson	24th	Scoring Margin	+9.4
1989-90	Clemson	10th	Field Goal Percentage Defense	.410
1990-91	Dale Davis	10th	Rebounds/Game	12.1
	Dale Davis	17th	Blocked Shots/Game	2.8
1992-93	Sharone Wright	2nd	Blocked Shots/Game	4.1
	Sharone Wright	20th	Rebounds/Game	10.5
	Chris Whitney	24th	Assists/Game	6.4
1993-94	Sharone Wright	19th	Rebounds/Game	10.6
	Sharone Wright	15th	Blocked Shots/Game	4.13
1994-95	Clemson	6th	Scoring Defense	62.5
1995-96	Clemson	12th	Scoring Defense	63.0
1996-97	Clemson	19th	Scoring Defense	61.5
1998-99	Harold Jamison	18th	Rebounds/Game	9.9
	Clemson	8th	Rebound Margin	+8.2
1999-00	Will Solomon	16th	Scoring	20.9
	Will Solomon	17th	3-Point Field Goals/Game	3.2
2000-01	Will Solomon	19th	3-Point Field Goals/Game	3.17
2001-02	Edward Scott	3rd	Assists/Game	7.9
2003-04	Sharrod Ford	21st	Blocked Shots/Game	2.3
2004-05	Clemson	7th	Steals/Game	10.3
	Clemson	20th	Blocked Shots/Game	5.2
2005-06	Clemson	2nd	Steals/Game	11.0
	Shawan Robinson	3rd	Free Throw Percentage	.913
	Vernon Hamilton	15th	Steals/Game	2.7
2006-07	Clemson	12th	Steals/Game	9.5
	Clemson	21st	Blocked Shots/Game	5.3
2007-08	Clemson	4th	Steals/Game	9.8
	Clemson	18th	Blocked Shots/Game	5.4
	Clemson	19th	Scoring	79.2
2008-09	Clemson	7th	Steals/Game	9.3
	Clemson	10th	Blocked Shots/Game	5.8
	Clemson	16th	Scoring Margin	+10.3
	Clemson	17th	Scoring	78.3
	Trevor Booker	22nd	Rebounds/Game	9.7
2009-10	Clemson	8th	Steals/Game	9.4
	Clemson	10th	3-Point Percentage Defense	.294
2010-11	Clemson	24th	Scoring Defense	61.4
	Andre Young	21st	Assist-to-Turnover Ratio	2.55
2013-14	Clemson	1st	3-Point Percentage Defense	.285
	Clemson	5th	Scoring Defense	58.4
	Clemson	8th	Total Blocks	221
	Clemson	8th	Blocked Shots/Game	6.1
	Clemson	17th	Field Goal Percentage Defense	.395
	K.J. McDaniels	24th	Blocked Shots/Game	2.8
2015-16	Clemson	14th	Fewest Turnovers/Game	10.2
	Clemson	19th	Blocked Shots/Game	5.2
	Clemson	23rd	Scoring Defense	64.5
	Jordan Roper	17th	Assist-to-Turnover Ratio	3.03
2016-17	Clemson	6th	Fewest Fouls	501
	Clemson	7th	Personal Fouls/Game	14.9
	Clemson	25th	Turnover Margin	+3.2
	Clemson	18th	Turnovers/Game	9.5
	Marcquise Reed	12th	Free Throw Percentage	.906
	Sidy Djitte	12th	Offensive Rebounds/Game	3.80
2017-18	Clemson	20th	Field Goal Percentage Defense	.406
		25th	Total Blocks	169
	Elijah Thomas	15th	Total Blocks	79

RECORD BY DAY

Day	Home	Away	Neutral	Overall	Win %
Nov. 6	—	—	—	—	—
Nov. 8	1-0			1-0	100.0
Nov. 9	—	—	—	—	—
Nov. 10	1-0		1-0	2-0	100.0
Nov. 11	2-0		1-0	3-0	100.0
Nov. 12	3-0	2-0		5-0	100.0
Nov. 13	4-0			4-0	100.0
Nov. 14	2-0		1-0	3-0	100.0
Nov. 15	3-0	1-0	2-0	6-0	100.0
Nov. 16	1-0	2-0	2-0	5-0	100.0
Nov. 17	3-0	1-0	3-0	7-1	87.5
Nov. 18	2-0		0-1	2-1	66.7
Nov. 19	5-1		2-1	7-2	77.8
Nov. 20		1-0	0-2	1-2	33.3
Nov. 21	4-1	0-1	2-2	6-4	60.0
Nov. 22	0-1	1-0	4-1	5-2	71.4
Nov. 23	4-0		1-3	5-3	62.5
Nov. 24	8-0	1-0	2-1	11-1	91.7
Nov. 25	7-0		4-0	11-0	100.0
Nov. 26	6-1	1-1	2-2	9-4	69.2
Nov. 27	5-0		2-2	7-2	77.7
Nov. 28	11-0	2-0	0-2	13-2	86.7
Nov. 29	9-1	4-0	2-1	15-2	88.2
Nov. 30	11-2	1-1	1-0	13-3	81.3
Dec. 1	10-2	2-5	0-1	12-8	60.0
Dec. 2	11-1	4-3	1-1	16-5	76.2
Dec. 3	13-2	1-8		14-10	58.3
Dec. 4	9-5	0-3	1-2	10-10	50.0
Dec. 5	11-3	3-4		14-7	66.7
Dec. 6	8-4	2-2	1-0	11-6	64.7
Dec. 7	8-1	2-3	0-1	10-5	66.7
Dec. 8	3-3	2-3	1-1	6-7	46.1
Dec. 9	7-2	0-3		7-5	58.3
Dec. 10	5-0	0-4	1-0	6-4	60.0
Dec. 11	7-2	1-2		8-4	66.7
Dec. 12	4-1	0-5		4-6	40.0
Dec. 13	5-6	0-1	1-1	6-8	42.8
Dec. 14	13-1	3-2		16-3	84.2
Dec. 15	10-3	0-5		10-8	55.5
Dec. 16	12-2	7-5	3-1	22-8	73.3
Dec. 17	11-2	8-7	1-1	20-10	66.7
Dec. 18	7-4	5-6	1-1	13-11	54.2
Dec. 19	9-1	4-5	7-3	20-9	68.9
Dec. 20	4-1	1-4	7-2	12-7	63.2
Dec. 21	2-0	3-2	5-5	10-7	58.8
Dec. 22	8-1	2-3	1-3	11-7	61.1
Dec. 23	2-0	1-0	1-2	4-2	66.7
Dec. 25		0-1		0-1	0.0
Dec. 26	1-0			1-0	100.0
Dec. 27	1-0	0-2	3-3	4-5	44.4
Dec. 28	5-0	2-6	12-5	19-11	63.3
Dec. 29	5-1	2-1	16-8	23-10	69.7
Dec. 30	7-0	7-4	7-5	21-9	70.0
Dec. 31	2-0	2-0	2-0	6-0	100.0

Day	Home	Away	Neutral	Overall	Win %
Jan. 1	2-0	1-2		3-2	60.0
Jan. 2	7-3	0-11	2-0	9-14	39.1
Jan. 3	6-5	4-11	0-1	10-17	37.0
Jan. 4	5-5	8-9	0-1	13-15	46.4
Jan. 5	3-7	7-8	1-1	11-16	40.7
Jan. 6	7-4	1-10	0-1	8-15	34.8
Jan. 7	8-10	5-9		13-19	40.6
Jan. 8	7-6	4-8		11-14	44.0
Jan. 9	5-7	2-8		7-15	31.8
Jan. 10	8-4	6-11		14-15	48.3
Jan. 11	10-10	5-11		15-21	41.7
Jan. 12	9-7	3-18		12-25	32.4
Jan. 13	14-5	1-12		15-17	46.9
Jan. 14	8-8	9-6	0-1	17-15	53.1
Jan. 15	9-9	3-10		12-19	38.7
Jan. 16	8-6	3-14		11-20	35.5
Jan. 17	7-5	5-12		12-17	41.4
Jan. 18	14-4	3-6		17-10	62.9
Jan. 19	7-10	1-12		8-22	26.7
Jan. 20	9-5	1-10		10-15	40.0
Jan. 21	6-7	5-8		11-15	42.3
Jan. 22	7-4	3-6		10-10	50.0
Jan. 23	4-8	3-6		7-14	33.3
Jan. 24	7-6	1-11		8-17	32.0
Jan. 25	6-5	2-6		8-11	42.1
Jan. 26	7-5	4-7		11-12	47.8
Jan. 27	8-4	0-8		8-12	40.0
Jan. 28	7-6	6-8		13-14	48.1
Jan. 29	9-4	4-8		13-12	52.0
Jan. 30	12-2	4-5	0-1	16-8	66.7
Jan. 31	7-5	1-14	0-1	8-20	28.6
Feb. 1	11-11	6-16	0-1	17-18-1	48.6
Feb. 2	11-6	5-11		16-17	48.5
Feb. 3	9-6	3-9		12-15	44.4
Feb. 4	11-4	6-9	0-1	17-14	54.8
Feb. 5	5-4	6-10		11-14	44.0
Feb. 6	8-8	3-15		11-23	32.3
Feb. 7	6-6	7-7	1-0	14-13	51.9
Feb. 8	12-9	4-9		16-18	47.1
Feb. 9	5-7	7-8	1-1	13-16	44.8
Feb. 10	6-6	7-14	0-1	13-21	38.2
Feb. 11	3-3	6-6	0-1	9-10	47.4
Feb. 12	8-8	5-13	0-2	14-22	37.8
Feb. 13	9-6	5-6	0-2	14-14	50.0
Feb. 14	18-4	6-15	1-2	25-21	54.3
Feb. 15	12-5	10-8	0-4	22-17	56.4
Feb. 16	10-5	3-12	1-3	14-20	41.2
Feb. 17	12-2	4-8	1-3	17-13	56.7
Feb. 18	8-10	3-12	1-2	12-24	33.3
Feb. 19	3-4	3-12	1-2	7-18	28.0
Feb. 20	7-7	6-12	1-1	14-20	41.2
Feb. 21	10-7	8-14		18-21	46.2
Feb. 22	10-4	7-8		17-12	58.6
Feb. 23	12-6	3-9	0-1	15-16	48.4
Feb. 24	8-4	3-10	0-3	11-17	39.3
Feb. 25	9-2	3-9		12-11	52.2
Feb. 26	6-9	3-3		9-12	42.8
Feb. 27	6-3	2-6	0-2	8-11	42.1
Feb. 28	11-3	1-7	2-2	14-12	53.8
Feb. 29	1-0	1-1	0-3	2-4	33.3
March 1	9-2	4-3	1-3	14-8	63.6
March 2	7-0	3-7	2-3	12-10	54.5
March 3	3-2	0-4	3-3	6-9	40.0
March 4	6-1	1-4	3-3	10-8	55.6
March 5	4-2	3-4	1-7	8-13	38.1
March 6		0-2	3-5	3-7	30.0
March 7	0-1	1-2	1-8	2-11	15.4
March 8	0-1	0-3	4-6	4-10	40.0
March 9	2-0	0-1	1-9	3-10	30.0
March 10	1-0		2-3	3-3	50.0
March 11			1-8	1-8	11.1
March 12	1-2		2-3	3-5	37.5
March 13	1-0		1-4	2-4	33.3
March 14	1-1		2-3	3-4	42.9
March 15	1-0	0-1	3-2	4-3	57.1
March 16		1-1	3-0	4-1	80.0
March 17	1-0	1-1	1-1	3-2	60.0
March 18	3-0	0-1	1-1	4-2	66.7
March 19	1-0		0-2	1-2	33.3
March 20		0-2	0-1	0-3	0.0
March 21	1-0	1-0	0-1	2-1	66.7
March 22		0-1	0-1	0-2	0.0

VS. RANKED OPPONENTS

Year	Overall	Top 20	Top 10	Top 5	#1
1951-52	0-2	0-2	0-0	0-0	0-0
1952-53	0-0	0-0	0-0	0-0	0-0
1953-54	0-1	0-1	0-0	0-0	0-0
1954-55	0-5	0-5	0-3	0-2	0-0
1955-56	0-5	0-5	0-3	0-2	0-0
1956-57	1-5	1-5	1-3	0-2	0-1
1957-58	2-5	2-5	1-3	0-2	0-1
1958-59	0-4	0-4	0-4	0-3	0-0
1959-60	0-5	0-5	0-0	0-0	0-0
1960-61	0-4	0-4	0-4	0-2	0-0
1961-62	1-3	1-3	1-2	0-0	0-0
1962-63	0-2	0-2	0-2	0-1	0-0
1963-64	0-3	0-3	0-2	0-1	0-0
1964-65	0-4	0-4	0-2	0-0	0-0
1965-66	0-1	0-1	0-1	0-1	0-1
1966-67	2-0	2-0	1-0	1-0	0-0
1967-68	0-4	0-4	0-4	0-2	0-0
1968-69	0-3	0-3	0-3	0-3	0-0
1969-70	0-8	0-8	0-7	0-4	0-0
1970-71	1-6	1-6	0-2	0-1	0-0
1971-72	1-8	1-8	0-6	0-2	0-0
1972-73	0-8	0-8	0-7	0-3	0-0
1973-74	0-7	0-7	0-7	0-5	0-1
1974-75	3-6	3-6	3-3	2-2	0-0
1975-76	3-6	3-6	2-5	2-3	0-0
1976-77	3-3	3-3	2-3	2-0	0-0
1977-78	3-4	3-4	0-2	0-2	0-0
1978-79	3-4	3-4	2-2	1-1	0-0
1979-80	6-4	6-4	3-1	1-0	1-0
1980-81	2-8	2-8	0-4	0-2	0-1
1981-82	0-8	0-8	0-6	0-5	0-1
1982-83	0-6	0-6	0-4	0-3	0-1
1983-84	2-7	2-7	0-4	0-3	0-3
1984-85	3-5	3-5	2-2	0-1	0-0
1985-86	0-8	0-8	0-7	0-6	0-3
1986-87	1-4	1-4	0-2	0-2	0-1
1987-88	2-5	2-5	1-3	0-1	0-0
1988-89	4-6	2-5	2-3	0-2	0-1
1989-90	3-4	3-4	1-2	1-2	0-0
1990-91	1-7	0-6	0-5	0-0	0-0
1991-92	2-6	1-5	0-4	0-3	0-2
1992-93	3-8	2-6	1-5	0-4	0-1
1993-94	2-6	2-6	1-4	1-4	0-2
1994-95	1-9	1-8	1-5	0-3	0-0
1995-96	4-5	3-5	1-2	0-0	0-0
1996-97	5-5	4-5	3-3	1-2	0-0
1997-98	3-6	2-6	1-6	0-5	0-2
1998-99	1-5	1-5	0-5	0-4	0-1
1999-00	1-6	0-5	0-3	0-3	0-0
2000-01	1-12	1-11	1-8	1-3	1-0
2001-02	2-6	2-5	2-3	1-3	0-2
2002-03	0-6	0-6	0-2	0-1	0-0
2003-04	2-9	2-9	0-3	0-3	0-1
2004-05	1-5	0-5	0-5	0-3	0-1
2005-06	0-3	0-3	0-1	0-1	0-1
2006-07	1-4	0-3	0-1	0-1	0-0
2007-08	1-4	1-4	1-4	1-3	0-2
2008-09	1-4	1-3	1-3	1-2	0-0
2009-10	2-3	2-3	1-2	0-0	0-0
2010-11	1-4	0-3	0-2	0-1	0-0
2011-12	1-3	0-3	0-2	0-0	0-0
2012-13	0-6	0-6	0-4	0-2	0-0
2013-14	1-4	1-4	0-2	0-1	0-1
2014-15	1-6	1-6	0-4	0-3	0-0
2015-16	4-4	3-4	2-2	0-1	0-0
2016-17	1-8	1-7	0-0	0-0	0-0
2017-18	4-5	3-4	0-3	0-2	0-0
Totals	93-345	78-321	38-211	16-130	2-30
Pct.	(.212)	(.195)	(.153)	(.110)	(.063)

Day	Home	Away	Neutral	Overall	Win %
March 23	1-0	0-1	1-1	2-2	50.0
March 25	1-0		0-1	1-1	50.0
March 27			1-0	1-0	100.0
March 29			0-1	0-1	0.0

April 1 0-1 0-1 0.0

Note: 2018-19 in bold; games in November & December 2002 in Anderson (S.C.) and 2015-16 in Greenville (S.C.) are considered home games.



THE TIGERS' FOUR RANKED WINS IN 2015-16 WERE MOST BY A TIGER TEAM IN 20 YEARS.

RECORD BY MONTH

YEAR	COACH	NOV/DEC	JAN	FEB	MAR/APR	OVERALL
1911-12	Frank Dobson			3-0	1-0	4-0
1912-13	Frank Dobson		3-1	6-4		9-5
1913-14	John Erwin		1-2	0-1		1-3
1914-15	John Erwin			2-3	1-2	3-5
1915-16	A. H. Ward		1-2	1-4-1		2-6-1
1916-17	Country Morris		2-1	6-1		8-2
1917-18	Jiggs Donahue			3-0	0-2	3-2
1918-19	Jiggs Donahue		1-1	2-0		3-1
1919-20	Country Morris		1-6	6-0	1-0	8-6
1920-21	Larry Conover		3-1	6-4	1-0	10-5
1921-22	E. R. Stewart		3-9	5-4		8-13
1922-23	E. R. Stewart		3-4	7-2	1-0	11-6
1923-24	Bud Sanders		0-7	2-10		2-17
1924-25	Bud Sanders		2-9	2-5		4-14
1925-26	A. A. Gillian		2-9	2-8		4-17
1926-27	Josh Cody		0-6	2-7		2-13
1927-28	Josh Cody	0-4	3-7	6-3		9-14
1928-29	Josh Cody	0-1	6-7	8-3	1-1	15-12
1929-30	Josh Cody	2-0	7-5	7-4		16-9
1930-31	Josh Cody	2-0	3-4	1-3		6-7
1931-32	Joe Davis	1-0	2-6	4-7		7-13
1932-33	Joe Davis	1-0	2-6	7-3		10-9
1933-34	Joe Davis		3-7	4-5		7-12
1934-35	Joe Davis		8-0	7-3		15-3
1935-36	Joe Davis	2-0	6-2	7-4	0-1	15-7
1936-37	Joe Davis	0-2	2-6	4-7		6-15
1937-38	Joe Davis	1-0	4-2	9-4	2-1	16-7
1938-39	Joe Davis	1-3	4-4	7-1	4-0	16-8
1939-40	Joe Davis	0-2	5-4	4-6		9-12
1940-41	Rock Norman	1-4	3-6	4-4		8-14
1941-42	Rock Norman		0-8	3-6		3-14
1942-43	Rock Norman	1-0	2-3	0-10		3-13
1943-44	Rock Norman		0-5	1-5		1-10
1944-45	Rock Norman		3-3	5-5		8-8
1945-46	Rock Norman	0-2	5-3	4-6		9-11
1946-47	Banks McFadden	2-0	2-6	3-6	0-1	7-13
1947-48	Banks McFadden	0-5	1-6	5-6		6-17
1948-49	Banks McFadden	1-5	3-2	6-4		10-11
1949-50	Banks McFadden	3-2	2-3	5-5		10-10
1950-51	Banks McFadden	1-2	4-1	6-3	0-1	11-7
1951-52	Banks McFadden	6-2	4-2	7-2	0-1	17-7
1952-53	Banks McFadden	2-4	4-3	2-3		8-10
1953-54	Banks McFadden	1-7	3-4	1-6	0-1	5-18
1954-55	Banks McFadden	1-5	0-7	1-8	0-1	2-21
1955-56	Banks McFadden	5-4	3-6	1-6	0-1	9-17
1956-57	Press Maravich	2-7	1-3	4-5	0-2	7-17
1957-58	Press Maravich	4-5	2-4	1-6	1-1	8-16
1958-59	Press Maravich	3-6	2-7	3-2	0-1	8-16
1959-60	Press Maravich	4-5	3-5	3-5	0-1	10-16
1960-61	Press Maravich	3-7	3-5	4-3	0-1	10-16
1961-62	Press Maravich	4-4	3-4	3-6	2-1	12-15
1962-63	Bobby Roberts	2-6	5-2	5-5		12-13
1963-64	Bobby Roberts	3-6	3-2	6-3	1-1	13-12
1964-65	Bobby Roberts	3-4	3-2	2-8	0-1	8-15
1965-66	Bobby Roberts	4-2	4-4	7-3	0-1	15-10
1966-67	Bobby Roberts	4-2	6-4	7-1	0-1	17-8
1967-68	Bobby Roberts	1-2	2-8	1-9	0-1	4-20
1968-69	Bobby Roberts	2-4	2-6	2-8	0-1	6-19
1969-70	Bobby Roberts	1-4	5-6	1-8	0-1	7-19
1970-71	Tates Locke	3-1	3-8	3-6	0-2	9-17
1971-72	Tates Locke	4-2	5-4	0-8	1-2	10-16
1972-73	Tates Locke	4-4	3-5	5-4	0-1	12-14
1973-74	Tates Locke	7-2	3-5	3-4	1-1	14-12
1974-75	Tates Locke	5-5	5-2	5-2	2-2	17-11
1975-76	Bill Foster	8-2	6-3	3-4	1-1	18-10
1976-77	Bill Foster	9-1	6-2	6-2	1-1	22-6
1977-78	Bill Foster	9-1	2-7	4-3	0-1	15-12
1978-79	Bill Foster	9-0	4-5	5-3	1-2	19-10
1979-80	Bill Foster	8-1	6-4	6-3	3-1	23-9
1980-81	Bill Foster	10-1	5-5	5-3	0-2	20-11
1981-82	Bill Foster	7-1	3-6	4-5	0-2	14-14
1982-83	Bill Foster	5-6	2-7	2-6	2-1	11-20
1983-84	Bill Foster	7-2	4-4	2-7	1-1	14-14
1984-85	Cliff Ellis	7-2	4-5	4-4	1-2	16-13
1985-86	Cliff Ellis	12-1	2-5	3-6	2-3	19-15
1986-87	Cliff Ellis	9-0	10-2	6-2	0-2	25-6
1987-88	Cliff Ellis	7-2	4-4	1-7	2-2	14-15
1988-89	Cliff Ellis	7-2	5-3	4-4	3-2	19-11
1989-90	Cliff Ellis	7-2	8-3	8-0	1-3	24-8
1990-91	Cliff Ellis	8-2	1-9	1-5	1-1	11-17
1991-92	Cliff Ellis	6-1	4-5	4-5	0-3	14-14
1992-93	Cliff Eliis	8-0	2-6	4-4	3-3	17-13
1993-94	Cliff Ellis	6-3	5-5	3-5	4-3	18-16
1994-95	Rick Barnes	8-0	3-5	2-6	2-2	15-13
1995-96	Rick Barnes	9-0	4-4	4-4	1-3	18-11
1996-97	Rick Barnes	11-1	6-2	3-5	3-2	23-10
1997-98	Rick Barnes	10-3	2-6	4-3	2-2	18-14
1998-99	Larry Shyatt	11-2	1-7	4-4	4-2	20-15
1999-00	Larry Shyatt	6-6	1-7	3-4	0-3	10-20

CLEMSON IN THE WEEKLY POLLS

1974-75			
Date	AP	UPI	
2-4-75	16	15	
2-11-75	18	NR	
2-18-75	16	NR	
2-25-75	11	15	
3-4-75	14	14	
3-11-75	14	19	
Final	NR	17	
1976-77			
Date	AP	UPI	
12-7-76	16	20	
12-14-76	13	14	
12-21-76	11	10	
12-28-76	10	11	
1-4-77	16	15	
1-11-77	17	NR	
1-25-77	19	NR	
2-1-77	16	18	
2-8-77	15	20	
2-15-77	18	20	
2-22-77	19	NR	
3-1-77	18	NR	
1979-80			
Date	AP	UPI	
1-8-80	18	16	
1-15-80	17	14	
1-22-80	12	13	
1-29-80	16	17	
2-25-80	16	NR	
2-12-80	10	16	
2-19-80	12	18	
2-26-80	17	19	
1980-81			
Date	AP	UPI	
1-5-81	20	20	
1-12-81	19	NR	
1-19-81	19	NR	
1986-87			
Date	AP	UPI	USA
1-5-87	20	NR	25
1-12-87	12	12	16
1-19-87	10	12	13
1-26-87	14	14	14
2-4-87	12	13	12
2-11-87	12	11	12
2-17-87	10	10	11
2-24-87	13	12	15
3-2-87	13	14	14
3-9-87	13	15	13
Final	13	15	13
1989-90			
Date	AP	UPI	USA
2-19-90	23	NR	NR
2-27-90	20	NR	24
3-6-90	17	15	17
3-13-90	17	17	18
Final	17	17	13
1994-95			
Date	AP	USA	
1-10-95	18	25	
1-17-95	NR	24	
1995-96			
Date	AP	USA	
12-25-95	24	NR	
1-2-96	22	24	
1-9-96	16	20	
1-16-96	19	20	
1-23-96	18	20	
1-30-96	24	21	
1996-97			
Date	AP	USA	
Pre. 96	20	17	
11-18-96	12	17	
11-25-96	10	9	
12-2-96	12	9	
12-9-96	10	6	
12-16-96	8	8	
12-23-96	6	9	
12-30-96	5	7	
1-6-97	5	5	
1-13-97	3	3	
1-20-97	2	3	
1-27-97	7	6	
2-3-97	10	8	
2-10-97	7	6	
2-17-97	8	7	
2-24-97	12	10	
3-3-97	13	13	
3-10-97	14	12	
Final	14	8	
1997-98			
Date	AP	USA	
Pre. 97	5	7	
Nov. 16	5	NP	
Nov. 23	13	12	
12-1-97	17	16	
12-8-97	17	18	
12-15-97	NR	25	
12-22-97	21	22	
12-29-97	21	21	
1-4-98	24	22	
1-11-98	NR	24	
1-18-98	25	23	
1998-99			
Date	AP	USA	
11-15-98	24	NR	
11-22-98	22	24	
11-29-98	24	24	
12-7-98	17	19	
12-14-98	16	16	
12-21-98	16	16	
12-28-98	14	16	
1-4-99	21	20	
1-11-99	25	25	
2006-07			
Date	AP	USA	
12-11-06	NR	25	
12-18-06	NR	22	
12-25-06	25	21	
1-1-07	23	18	
1-8-07	17	14	
1-15-07	19	16	
1-22-07	19	17	
1-29-07	25	21	
2007-08			
Date	AP	USA	
11-19-07	24	22	
11-26-07	18	18	
12-3-07	18	17	
12-10-07	15	15	
12-17-07	15	15	
12-24-07	21	20	
12-31-07	19	19	
1-7-08	18	19	
1-14-08	24	23	
1-21-08	NR	25	
3-3-08	24	NR	
3-17-08	22	22	
Final	22	NR	
2008-09			
Date	AP	USA	
12-15-08	25	25	
12-22-08	22	20	
12-29-08	20	16	
1-5-09	12	11	
1-12-09	10	9	
1-19-09	10	9	
1-26-09	12	11	
2-2-09	10	10	
2-9-09	12	11	
2-16-09	13	13	
2-23-09	12	13	
3-2-09	18	19	
3-9-09	17	18	
3-16-09	24	21	
Final	24	NR	
2009-10			
Date	AP	USA	
Pre. 09	24	24	
11-16-09	22	23	
11-23-09	19	19	
11-30-09	18	19	
12-7-09	NR	24	
12-14-09	NR	24	
12-21-09	24	23	
12-28-09	21	18	
1-4-10	NR	21	
1-11-10	24	19	
1-18-10	17	16	
1-25-10	NR	21	
2017-18			
Date	AP	USA	
1-1-18	25	25	
1-8-18	19	17	
1-15-18	20	18	
1-22-18	18	17	
1-29-18	20	20	
2-5-18	16	15	
2-12-18	11	12	
2-19-18	15	17	
2-26-18	18	18	
3-5-18	19	20	
3-12-18	20	18	
Final	20	15	

YEAR	COACH	NOV/DEC	JAN	FEB	MAR/APR	OVERALL
2000-01	Larry Shyatt	9-4	1-7	1-6	1-2	12-19
2001-02	Larry Shyatt	9-4	2-6	2-6	0-1	13-17
2002-03	Larry Shyatt	9-0	2-5	4-4	0-4	15-13
2003-04	Oliver Purnell	7-4	2-6	1-6	0-2	10-18
2004-05	Oliver Purnell	9-3	1-7	4-3	2-3	16-16
2005-06	Oliver Purnell	11-2	3-4	2-5	3-2	19-13
2006-07	Oliver Purnell	14-0	4-4	2-5	5-2	25-11
2007-08	Oliver Purnell	11-1	4-4	5-2	4-3	24-10
2008-09	Oliver Purnell	13-0	5-2	4-4	1-3	23-9
2009-10	Oliver Purnell	12-2	4-4	4-2	1-3	21-11
2010-11	Brad Brownell	10-4	5-2	4-3	3-2	22-12
2011-12	Brad Brownell	7-6	4-4	4-3	1-2	16-15
2012-13	Brad Brownell	7-4	5-4	1-6	0-4	13-18
2013-14	Brad Brownell	9-3	4-3	4-4	6-3	23-13
2014-15	Brad Brownell	8-4	5-4	3-4	0-3	16-15
2015-16	Brad Brownell	7-5	6-2	3-4	1-3	17-14
2016-17	Brad Brownell	11-2	1-6	2-6	3-2	17-16
2017-18	Brad Brownell	12-1	6-3	4-3	3-3	25-10
Totals	21 coaches	476-223	343-470	398-452-1	92-133	1309-1293-1

HONORS & AWARDS

HELMS FOUNDATION ALL-AMERICAN

1939 Banks McFadden, C
1977 Tree Rollins, C
1980 Billy Williams, G
1987 Horace Grant, C

CLEMSON HALL OF FAME

Joe Blalock (1940-41) 1973
Jim Brennan (1961-64) 1983
Thomas Brown (1933-37) 1987
Dude Buchanan (1938-41) 1991
Greg Buckner (1994-98) 2005
Elden Campbell (1986-90) 2000
Jack Chandler (1920-25) 1984
Bobby Conrad (1976-80) 1993
Dale Davis (1987-91) 1996
Mike Eppley (1980-84) 1990
*Bill Foster (1975-84) 2001
Eddis Freeman (1943-46) 1998
Frank Gillespie (1946-49) 1977
Horace Grant (1983-87) 1999
Vincent Hamilton (1980-85) 2003
Cliff Hammonds (2004-08) 2018
Doug Hoffman (1956-59) 1980
Bob Jones (1927-30) 1974
Randy Mahaffey (1964-67) 1975
Grayson Marshall (1984-88) 2009
Banks McFadden (1937-40) 1973
Terrell McIntyre (1995-99) 2007
Larry Nance (1977-81) 1995
Carter Newman (1924-27) 1983
*Rock Norman (1941-46) 1974
Choppy Patterson (1959-63) 1981
Dewey Quinn (1943-46) 1994
Tree Rollins (1973-77) 1987
Wallace Roy (1925-26) 1977
Edward Scott (1999-03) 2014
Johnny Snee (1948-52) 1976
Jim Sutherland (1964-67) 1991
Billy Williams (1977-80) 2015
Sharone Wright (1991-94) 2011
Bill Yarborough (1952-57) 1974
Vince Yockel (1955-58) 1982
Butch Zatezalo (1966-70) 1988
* - coach only

SOUTH CAROLINA HALL OF FAME

Larry Nance (1977-81) 2001
Tree Rollins (1973-77) 2002
Randy Mahaffey (1964-67) 2003
Horace Grant (1983-87) 2010
Dale Davis (1987-91) 2012
Greg Buckner (1994-98) 2016

AP ALL-AMERICAN

1977 Tree Rollins, C (3rd)
1980 Billy Williams, G (HM)
1987 Horace Grant, C (2nd)
1990 Elden Campbell, C (HM)
1990 Dale Davis, F (HM)
1994 Sharone Wright, C (HM)

ADOLPH RUPP AWARD FINALIST

1987 Horace Grant, C

100TH ANNIVERSARY TEAM

Trevor Booker (2006-10)
Greg Buckner (1994-98)
Elden Campbell (1986-90)
Bobby Conrad (1976-80)
Dale Davis (1987-91)
Horace Grant (1983-87)
Vincent Hamilton (1980-85)
Cliff Hammonds (2004-08)
Harold Jamison (1995-99)
Randy Mahaffey (1964-67)
Grayson Marshall (1984-88)
James Mays (2004-08)
Banks McFadden (1936-40)
Terrell McIntyre (1995-99)
Larry Nance (1977-81)
K.C. Rivers (2005-09)
Tree Rollins (1973-77)
Edward Scott (1999-03)
Will Solomon (1998-01)
Demontez Stitt (2007-11)
Chris Whitney (1991-93)
Billy Williams (1977-80)
Skip Wise (1974-75)
Sharone Wright (1991-94)
Butch Zatezalo (1967-70)

AP COACH OF THE YEAR FINALIST

1987 Cliff Ellis
1990 Cliff Ellis
1997 Rick Barnes

U.S. OLYMPIC TRIALS

1976 Tree Rollins, C
1980 Larry Nance, F
1988 Elden Campbell, C
1997 Greg Buckner, F

NABC ALL-STAR GAME

1977 Tree Rollins, C
1987 Horace Grant, F
1990 Elden Campbell, C
1991 Dale Davis, F
1993 Chris Whitney, G
1998 Greg Buckner, G
2007 Vernon Hamilton, G
2008 Cliff Hammonds, G
2018 Gabe DeVoe, G

PAN AMERICAN GAMES

1975 Tree Rollins, C

WORLD UNIVERSITY GAMES

1989 Dale Davis, C
1993 Sharone Wright, C
1997 Greg Buckner, F
2009 Trevor Booker, F

RETIRED JERSEYS

#23 Banks McFadden, 1937-40
#30 Tree Rollins, 1973-77
#34 Dale Davis, 1987-91

MCDONALD'S HS ALL-AMERICANS

1980 Clarke Bynum, F
1984 Michael Brown, G
1986 Ricky Jones, F
1991 Sharone Wright, C
2009 Milton Jennings, F

PARADE HS ALL-AMERICANS

1974 Skip Wise, G
1980 Clarke Bynum, F
1991 Sharone Wright, C
2009 Milton Jennings, F
2014 Gabe DeVoe, G

COLLEGE SLAM DUNK CONTEST

2012 Bryan Narcisse, F

ALL-SOUTHERN CONFERENCE

1952 Johnny Snee (2nd)

ALL-NCAA REGIONAL

1980 Larry Nance (West Region)
2018 Gabe DeVoe (Midwest Region)

ALL-NIT

1999 Terrell McIntyre
2007 K.C. Rivers

ALL-ACC

1955 Bill Yarborough, G (2nd)
1956 Bill Yarborough, G (2nd)
Vince Yockel, G (2nd AP)
1958 Vince Yockel, G (1st AP)
1960 Choppy Patterson, G (1st)
1961 Choppy Patterson, G (2nd)
1963 Jim Brennan, G (2nd)
1964 Jim Brennan, G (2nd)
1965 Randy Mahaffey, F (2nd)
Jim Sutherland, G (2nd)
1967 Randy Mahaffey, F (1st)
Jim Sutherland, G (2nd)
1968 Butch Zatezalo, G (2nd)
1969 Butch Zatezalo, G (2nd)
1970 Butch Zatezalo, G (2nd)
1975 Skip Wise, G (1st)
Tree Rollins; C (2nd)
1976 Tree Rollins, C (2nd)
1977 Tree Rollins, C (2nd)
Stan Rome, F (2nd)
1980 Billy Williams, G (1st)
1981 Larry Nance, C (2nd)
1982 Vincent Hamilton, G (2nd)
1986 Horace Grant, C (3rd AP)
1987 Horace Grant, C (1st)
1988 Elden Campbell, C (3rd AP)
1989 Elden Campbell, C (2nd)

Dale Davis, F (3rd AP)
1990 Elden Campbell, C (1st)
Dale Davis, F (1st)
1991 Dale Davis, C (2nd)
1993 Sharone Wright, C (3rd)
Chris Whitney, G (3rd)
1994 Sharone Wright, C (2nd)
Devin Gray, F (3rd)
1997 Greg Buckner, F (2nd)
Terrell McIntyre, G (2nd)
1998 Greg Buckner, F (2nd)
Terrell McIntyre, G (3rd)
1999 Terrell McIntyre, G (2nd)
2000 Will Solomon, G (1st)
2001 Will Solomon, G (2nd)
2002 Edward Scott, G (3rd)
2003 Edward Scott, G (1st)
2005 Sharrod Ford, C (3rd)
2008 K.C. Rivers, G/F (2nd)
Cliff Hammonds, G (3rd)
2009 Trevor Booker, F (2nd)
2010 Trevor Booker, F (1st)
2011 Demontez Stitt, G (3rd)
2013 Devin Booker, F/C (3rd)
2014 K.J. McDaniels, F (1st)
2016 Jaron Blossomgame, F (1st)
2017 Jaron Blossomgame, F (3rd)
2018 Marcquise Reed, G (2nd)

NABC ALL-DISTRICT

1964 Jim Brennan, G (3rd)
1966 Randy Mahaffey, F (3rd)
1967 Jim Sutherland, G (3rd)
1975 Tree Rollins, C (2nd)
1976 Tree Rollins, C (2nd)
1977 Tree Rollins, C (1st)
1979 Larry Nance, C (2nd)
1980 Billy Williams, G (1st)
Larry Nance, C (2nd)
1981 Larry Nance, C (2nd)
1982 Vincent Hamilton, G (2nd)
1987 Horace Grant, F (1st)
1989 Elden Campbell, C (2nd)
1990 Elden Campbell, C (1st)
Dale Davis, F (2nd)
1991 Dale Davis, F (2nd)
1993 Sharone Wright, C (2nd)
1994 Sharone Wright, C (2nd)
1997 Greg Buckner, F (1st)
1998 Greg Buckner, F (2nd)
1999 Terrell McIntyre, G (1st)
2000 Will Solomon, G (1st)
2001 Will Solomon, G (2nd)
2003 Edward Scott, G (2nd)
2007 James Mays, F (2nd)
2008 Cliff Hammonds, G (1st)
K.C. Rivers, G/F (2nd)
2009 Trevor Booker, F (2nd)
2010 Trevor Booker, F (2nd)
2014 K.J. McDaniels, F (1st)
2016 Jaron Blossomgame, F (2nd)
2018 Marcquise Reed, G (2nd)

ALL-ACC DEFENSIVE

2006 Vernon Hamilton, G
2009 Trevor Booker, F
2010 Trevor Booker, F
2011 Jerai Grant, F/C
2012 Andre Young, G
2014 K.J. McDaniels, F
2016 Landry Nnoko, C
2018 Elijah Thomas, C

ALL-ACC FRESHMAN

1995 Greg Buckner, F
1996 Terrell McIntyre, G
1997 Vincent Whitt, F
2001 Tony Stockman, G
Chris Hobbs, F
2005 Cliff Hammonds, G

ALL-SoCON TROPHARY

1935 Alex Swails (2nd)
1936 Tom Brown (2nd)
1938 Banks McFadden (1st)
Ed Kitchens (1st)
1939 Banks McFadden (1st)
Jack Bryce (2nd)
1940 Banks McFadden (1st)
1952 Johnny Snee (2nd)



GABE DeVOE BECAME JUST THE SECOND TIGER IN HISTORY TO EARN NCAA ALL-REGION IN 2018.

ALL-ACC TOURNAMENT

1955 Bill Yarborough, G (2nd)
1961 Choppy Patterson, G (2nd)
1962 Jim Brennan, G (1st)
1964 Nick Milasnovich, G (2nd)
1967 Randy Mahaffey, F (2nd)
1975 Skip Wise, G (1st)
1976 Stan Rome, F (2nd)
1980 Billy Williams, G (2nd)
1981 Larry Nance, C (2nd)
1984 Murray Jarman, C (2nd)
1990 Dale Davis, F (2nd)
1993 Sharone Wright, C (2nd)
Chris Whitney, G (2nd)
1996 Greg Buckner, G (1st)
1998 Terrell McIntyre, G (1st)
2005 Shawan Robinson, G (2nd)
2008 Trevor Booker, F/C (1st)
K.C. Rivers, G/F (1st)
Cliff Hammonds, G (2nd)
James Mays, F (2nd)
2011 Demontez Stitt, G (1st)
2018 Shelton Mitchell, G (2nd)

ACC PLAYER OF THE WEEK

1970 Butch Zatezalo, G
1971 Dickie Foster, F
1972 David Angel, C
1975 Tree Rollins, C
1977 Tree Rollins, C
Stan Rome, F
Derrick Johnson, G
1978 Colon Abraham, F
1979 Larry Nance, F
1980 Billy Williams, G
1981 Chris Dodds, G
1983 Marc Campbell, G
1985 Vincent Hamilton, G
1987 Horace Grant, C (2)
1988 Elden Campbell, C
1989 Dale Davis, F (2)
1990 Elden Campbell, C
Dale Davis, F
1993 Sharone Wright, C
Chris Whitney, G
1994 Andre Bovain, G
1997 Greg Buckner (Co-Player), F
1998 Greg Buckner, G
1999 Terrell McIntyre, G (2)
2000 Will Solomon, G (3)

2002 Edward Scott, G
2003 Edward Scott, G (2)
2006 Akin Akingbala (Co-Player), C
2008 Trevor Booker, F/C
K.C. Rivers (Co-Player), G/F
2009 Trevor Booker, F
K.C. Rivers, G/F (2)
2010 Trevor Booker (Co-Player), F
2011 Jerai Grant, F/C
2015 Jordan Roper, G
2016 Jaron Blossomgame, F
2018 Marcquise Reed, G
Gabe DeVoe, G

ACC ROOKIE OF THE WEEK

1971 David Angel, C
1972 Dennis Odle, F (2)
Mike Browning, F
Jeff Reisinger, F
1974 Tree Rollins, C (3)
1975 Skip Wise, G (3)
Stan Rome, F
Greg Coles, G (2)
1977 Chubby Wells, F
1979 Bill Ross, F
1980 Fred Gilliam, F
1981 Vincent Hamilton, G
Clarke Bynum, G
1983 Anthony Jenkins, F
1984 Horace Grant, F
1985 Grayson Marshall, G (3)
1986 Michael Best, G
1987 Elden Campbell, C
1988 Dale Davis, F
1989 David Young, G
1992 Sharone Wright, C
Devin Gray, F
1995 Greg Buckner, F (3)
1996 Terrell McIntyre, G (2)
Harold Jamison, C
Tony Christie, F
1997 Vincent Whitt, F (2)
1999 Will Solomon, G
2001 Tony Stockman, G
2002 Chey Christie, G
2005 Cliff Hammonds, G (4)
Cheyenne Moore, F
2006 Julius Powell, F
2007 Trevor Booker, C
2008 Terrence Oglesby, G (2)



HONORS & AWARDS

2014 Jaron Blossomgame, F

ACC ACADEMIC HONOR ROLL

1962 Nick Milasnovich
1964 George Benedict
1965 Nick Milasnovich
1966 Randy Mahaffey
1967 Jim Sutherland
1968 Randy Mahaffey
1969 Jim Sutherland
1970 Curt Eckard
1971 Ken Gardner
1972 Randy Mahaffey
1973 Richie Mahaffey
1974 Jim Sutherland
1975 Mike Faer
1976 Stan Goldfarb
1977 Tripp Jones
1978 Mike Faer
1979 Terrell Suit
1980 Bud Martin
1981 Andy Butchko
1982 Bruce Harman
1983 Andy Butchko
1984 Bruce Harman
1985 Bobby Conrad
1986 Bobby Conrad
1987 Bob Fuzy
1988 Bobby Conrad
1989 Marvin Key
1990 Bobby Conrad
1991 Chris Dodds
1992 Marvin Key
1993 Chris Dodds
1994 Marc Campbell
1995 Mike Eppley
1996 Marc Campbell
1997 Mike Eppley
1998 Ed Bleyntat
1999 Clarke Bynum
2000 Mike Eppley
2001 Chris Couch
2002 Donnell Bruce
2003 George Kelada
2004 Todd Logue
2005 Lou Richie
2006 Frank Tomera
2007 Geoff Gardner
2008 Bruce Martin
2009 Tom Wideman
2010 Tom Wideman
2011 Tom Wideman
2012 Adam Allenspach
2013 Adam Allenspach
2014 Pasha Bains
2015 Walker Holt
2016 Jeremy Shyatt
2017 J.D. Powell
2018 Pasha Bains
2019 Walker Holt
2020 Beau Shay
2021 Jermel Douglas
2022 Julian Betko
2023 Jermel Douglas
2024 Shawan Robinson
2025 Beau Shay
2026 Akin Akingbala
2027 Shawan Robinson
2028 Shawan Robinson
2029 Cliff Hammonds
2030 Matt Morris
2031 Shawan Robinson
2032 Jesse Yanutola
2033 Cliff Hammonds
2034 Matt Morris
2035 Sam Perry
2036 Chris Poole
2037 A.J. Tyler
2038 Jesse Yanutola
2039 Jonah Baize
2040 Cliff Hammonds
2041 Jonah Baize
2042 Tanner Smith
2043 Jesse Yanutola
2044 Xavier Anderson
2045 Jonah Baize
2046 Tanner Smith
2047 Andre Young
2048 Jonah Baize
2049 Tanner Smith

2012 Andre Young
2013 Catalin Baciu
2014 Carson Fields
2015 Tanner Smith
2016 Andre Young
2017 Carson Fields
2018 Jordan Roper
2019 Ibrahim Djambo
2020 Carson Fields
2021 Austin Ajukwa
2022 Gabe DeVoe
2023 Avry Holmes
2024 Riley McGillan
2025 Jordan Roper
2026 Gabe DeVoe
2027 Riley McGillan
2028 Legend Robertin
2029 Jordan Roper
2030 Sidy Djitte
2031 Isaac Fields
2032 Riley McGillan

CoSIDA ACADEMIC ALL-DISTRICT

1998 Tom Wideman, C
1999 Tom Wideman, C
2005 Shawan Robinson, G
2008 Cliff Hammonds, G
2010 Tanner Smith, G
2011 Tanner Smith, G
2012 Tanner Smith, G

ACADEMIC ALL-AMERICAN

1967 Jim Sutherland (3rd)
1968 Richie Mahaffey
1980 Bobby Conrad (3rd)

ALL-ACC ACADEMIC TEAM

1963 Jim Brennan, G
1964 Jim Brennan, G
1965 Randy Mahaffey, F
1966 Randy Mahaffey, F
1967 Jim Sutherland, G (2nd)
1969 Trip Jones, F
1973 Terrell Suit, G
1976 Bruce Harman, G
1978 Bobby Conrad, G
1979 Bobby Conrad, G
1980 Bobby Conrad, G
1981 Chris Dodds, G
1982 Mike Eppley, G
1983 Marc Campbell, G
1984 Chris Dodds, G
1985 Mike Eppley, G
1986 Marc Campbell, G
1987 Mike Eppley, G
1988 Mike Eppley, G
1989 Mike Eppley, G
1990 Mike Eppley, G
1991 Mike Eppley, G
1992 Mike Eppley, G
1993 Mike Eppley, G
1994 Mike Eppley, G
1995 Mike Eppley, G
1996 Mike Eppley, G
1997 Mike Eppley, G
1998 Mike Eppley, G
1999 Mike Eppley, G
2000 Mike Eppley, G
2001 Mike Eppley, G
2002 Mike Eppley, G
2003 Mike Eppley, G
2004 Mike Eppley, G
2005 Mike Eppley, G
2006 Mike Eppley, G
2007 Mike Eppley, G
2008 Mike Eppley, G
2009 Mike Eppley, G
2010 Mike Eppley, G
2011 Mike Eppley, G
2012 Mike Eppley, G
2013 Mike Eppley, G
2014 Mike Eppley, G
2015 Mike Eppley, G
2016 Mike Eppley, G
2017 Mike Eppley, G
2018 Mike Eppley, G
2019 Mike Eppley, G
2020 Mike Eppley, G
2021 Mike Eppley, G
2022 Mike Eppley, G
2023 Mike Eppley, G
2024 Mike Eppley, G
2025 Mike Eppley, G
2026 Mike Eppley, G
2027 Mike Eppley, G
2028 Mike Eppley, G
2029 Mike Eppley, G
2030 Mike Eppley, G
2031 Mike Eppley, G
2032 Mike Eppley, G
2033 Mike Eppley, G
2034 Mike Eppley, G
2035 Mike Eppley, G
2036 Mike Eppley, G
2037 Mike Eppley, G
2038 Mike Eppley, G
2039 Mike Eppley, G
2040 Mike Eppley, G
2041 Mike Eppley, G
2042 Mike Eppley, G
2043 Mike Eppley, G
2044 Mike Eppley, G
2045 Mike Eppley, G
2046 Mike Eppley, G
2047 Mike Eppley, G
2048 Mike Eppley, G
2049 Mike Eppley, G

Marc Campbell, G
Clarke Bynum, G
Ed Bleyntat, C
1987 Chris Couch, G
1988 Donnell Bruce, G
1991 Colby Brown, F
1993 Lou Richie, G
1994 Frank Tomera, C
1997 Tom Wideman, C
1998 Tom Wideman, C
1999 Tom Wideman, C
2000 Adam Allenspach, C
2001 Pasha Bains, G
2003 Julian Betko, G
2004 Shawan Robinson, G
2005 Akin Akingbala, C
2006 Shawan Robinson, G
2007 Cliff Hammonds, G
2008 Shawan Robinson, G
2009 Cliff Hammonds, G
2010 Matt Morris, F
2011 A.J. Tyler, F
2012 Cliff Hammonds, G
2013 Tanner Smith, G
2014 Tanner Smith, G
2015 Andre Young, G
2016 Tanner Smith, G
2017 Devin Coleman, G
2018 T.J. Sapp, G
2019 Tanner Smith, G
2020 Andre Young, G
2021 Jordan Roper, G
2022 Jordan Roper, G
2023 Jordan Roper, G
2024 Gabe DeVoe, G
2025 Avry Holmes, G
2026 Gabe DeVoe, G
2027 Elijah Thomas, F

JAMES WEAVER AWARD

(ACC Student Athlete of the Year)

1967 Jim Sutherland, G
1980 Bobby Conrad, G
1999 Tom Wideman, C

SKIP PROSSER AWARD

(ACC Scholar Athlete of the Year)

2008 Cliff Hammonds, G

WEAVER-JAMES-CORRIGAN AWARD

(ACC Postgraduate Scholarship)

2012 Tanner Smith, G
2016 Jordan Roper, G

NCAA POSTGRADUATE SCHOLARSHIP

1967 Jim Sutherland
1980 Bobby Conrad
1999 Tom Wideman

NORRIS MEDAL

(Clemson's Outstanding Student)

1932 Pat Calhoun
1967 Jim Sutherland
1980 Bobby Conrad

DISTINGUISHED SERVICE AWARD

(Clemson Alumni Association)

1962 Pat Calhoun
1966 Banks McFadden
2004 Jim Sutherland
2015 Bobby Conrad

FRANK HOWARD AWARD

(Bringing Honor to Clemson)

1977 Tree Rollins, C
1984 Mike Eppley, G
1985 Vincent Hamilton, G
1987 Horace Grant, C

ITPAY ATHLETE OF THE YEAR

1991 Dale Davis, C
2008 Cliff Hammonds, G
2012 Tanner Smith, G
2014 K.J. McDaniels, F
2018 Gabe DeVoe, G

ACC PLAYER OF THE YEAR

1987 Horace Grant, C

ACC DEFENSIVE PLAYER OF THE YEAR

2014 K.J. McDaniels, F

ACC ROOKIE OF THE YEAR

1995 Greg Buckner, F

ACC MOST IMPROVED

2016 Jaron Blossomgame, F

ACC COACH OF THE YEAR

1987 Cliff Ellis
1990 Cliff Ellis

PAUL BOWIE AWARD

(Presented by the family of the late Paul Bowie to the MVP)

1971 Dave Thomas, G
1972 Bud Martin, G
1974 Tree Rollins, C
1975 Wayne Croft, F
1976 Tree Rollins, C

1977 Tree Rollins, C
1978 Derrick Johnson, G
1979 Billy Williams, G
1980 Billy Williams, G
1981 Larry Nance, F
1982 Vincent Hamilton, G
1983 Raymond Jones, C
1984 Murray Jarman, C
1985 Vincent Hamilton, G
1986 Horace Grant, F
1987 Horace Grant, C
1988 Grayson Marshall, G
1989 Elden Campbell, C
1990 Derrick Forrest, F
1991 Elden Campbell, C
1992 Dale Davis, C
1993 Chris Whitney, G
1994 Chris Whitney, G
1995 Andre Bovain, G
1996 Merl Code, G
1997 Greg Buckner, F
1998 Terrell McIntyre, G
1999 Greg Buckner, F
2000 Terrell McIntyre, G
2001 Will Solomon, G
2002 Will Solomon, G
2003 Edward Scott, G
2004 Edward Scott, G
2005 Sharrod Ford, C
2006 Sharrod Ford, C
2007 Akin Akingbala, C
2008 Cliff Hammonds, G
2009 K.C. Rivers, G/F
2010 Cliff Hammonds, G
2011 Trevor Booker, F
2012 Trevor Booker, F
2013 Demontez Stitt, G
2014 Jeral Grant, F/C
2015 Tanner Smith, G
2016 Andre Young, G
2017 Devin Booker, F/C
2018 K.J. McDaniels, F
2019 Rod Hall, G
2020 Jaron Blossomgame, F
2021 Jaron Blossomgame, F
2022 Gabe DeVoe, G
2023 Marquise Reed, G

COLUMBIA CLUB AWARD

(Presented by the Greater Columbia Clemson Club to the player with best field goal %)

1974 Tree Rollins (54.3)
1975 Stan Rome (52.8)
1976 Stan Rome (55.7)



GABE DeVOE AND ELIJAH THOMAS WERE NAMED TO THE ALL-ACC ACADEMIC TEAM IN 2018.

HONORS & AWARDS

LYLES DAVIS EARNED THE PROGRAM'S
ACADEMIC EXCELLENCE AWARD IN
2018.



1977 Tree Rollins (58.0)
1978 Chubby Wells (56.1)
1979 Billy Williams (52.7)
1980 John Campbell (58.0)
1981 Larry Nance (57.5)
1982 Horace Wyatt (60.1)
1983 Murray Jarman (52.34)
1984 Murray Jarman (56.9)
1985 Raymond Jones (58.8)
1986 Horace Grant (58.4)
1987 Horace Grant (65.6)
1988 Elden Campbell (62.9)
1989 Dale Davis (67.0)
1990 Dale Davis (62.5)
1991 Ricky Jones (54.7)
1992 Corey Wallace (53.8)
1993 Sharone Wright (56.7)
1994 Devin Gray (57.2)
1995 Greg Buckner (52.6)
1996 Harold Jamison (51.9)
1997 Harold Jamison (59.7)
1998 Harold Jamison (59.2)
1999 Harold Jamison (67.4)
2000 Ray Henderson (52.8)
2001 Chris Hobbs (56.6)
2002 Sharrod Ford (60.6)
2003 Sharrod Ford (56.4)
2004 Akin Akingbala (60.6)
2005 Akin Akingbala (59.4)
2006 Akin Akingbala (57.6)
2007 Trevor Booker (60.2)
2008 Trevor Booker (55.5)
2009 Trevor Booker (57.1)
2010 Jeral Grant (63.2)

ANDERSON TIP-OFF AWARD

(Presented by the Anderson Tip-Off club to the honorary captains)

1972 Bo Hawkins
1973 Bud Martin
1974 Jeff Reisinger
Terrell Suit
1975 Wayne Croft
Van Gregg
1976 Bruce Harman
Tree Rollins
1977 Dave Brown
John Franken
Tree Rollins
1978 Colon Abraham
Jim Howell
Stan Rome

1979 Derrick Johnson
Marvin Dickerson
1980 Bob Fuzy
Billy Williams
Bobby Conrad
John Campbell
1981 Larry Nance
Keith Walker
1982 Horace Wyatt
Chris Dodds
Marvin Key
Bill Ross
1983 Fred Gilliam
1984 Mike Eppley
Marc Campbell
Murray Jarman
Clarke Bynum
1985 Vincent Hamilton
Raymond Jones
Ed Bynum
1986 Glen McCants
Glenn Corbit
Chris Michael
1987 Horace Grant
Michael Tait
Anthony Jenkins
Larry Middleton
Jeff Holstein
Chris Couch
1988 Grayson Marshall
1989 Jerry Pryor
1990 Elden Campbell
Marion Cash
Derrick Forrest
Kirkland Howling
1991 Colby Brown
Donnell Bruce
Dale Davis
Ricky Jones
Sean Tyson
1992 Chris Whitney
Andre Bovain
1993 Chris Whitney
Wayne Buckingham
1994 Corey Wallace
1995 Bruce Martin
1996 Merl Code
Bill Harder
1997 Merl Code
Bill Harder
1998 Greg Buckner
1999 Tony Christie

Terrell McIntyre
Harold Jamison
Tom Wideman
2000 Andrius Jurkunas
2001 Will Solomon
Adam Allenspach
2002 Edward Scott
2003 Ray Henderson
Edward Scott
2004 Chris Hobbs
2005 Sharrod Ford
Olu Babalola
2006 Akin Akingbala
Steve Allen
Shawan Robinson
2007 Vernon Hamilton
Cliff Hammonds
2008 Cliff Hammonds
2009 K.C. Rivers
2010 Trevor Booker
Demontez Stitt

GREENVILLE TIP-OFF AWARD

(Presented to leading rebounder)

1971 David Angel (180)
1972 David Angel (253)
1974 Tree Rollins (316)
1975 Tree Rollins (328)
1976 Tree Rollins (308)
1977 Tree Rollins (359)
1978 John Campbell (195)
1979 Larry Nance (210)
1980 Larry Nance (259)
1981 Larry Nance (237)
1982 Horace Wyatt (187)
1983 Raymond Jones (219)
1984 Murray Jarman (149)
1985 Vincent Hamilton (200)
1986 Horace Grant (357)
1987 Horace Grant (299)
1988 Dale Davis (223)
1989 Dale Davis (258)
1990 Dale Davis (395)
1991 Dale Davis (340)
1992 Sharon Wright (227)
1993 Sharon Wright (314)
1994 Sharon Wright (362)
1995 Greg Buckner (165)
1996 Harold Jamison (172)
1997 Harold Jamison (187)
1998 Harold Jamison (232)
1999 Harold Jamison (346)

2000 Adam Allenspach (206)
2001 Chris Hobbs (190)
2002 Ray Henderson (265)
2003 Sharrod Ford (191)
2004 Sharrod Ford (202)
2005 Sharrod Ford (261)
2006 Akin Akingbala (243)
2007 Trevor Booker (232)
James Mays (232)
2008 Trevor Booker (249)
2009 Trevor Booker (311)
2010 Trevor Booker (268)

ACADEMIC EXCELLENCE AWARD

(The Academic Award is given by the Fort Hill Clemson Club to the player who has the best cumulative grade-point average)

1985 Ed Bynum
1986 Grayson Marshall
1987 Chris Couch
1988 Donnell Bruce
Dale Davis
1989 Kirkland Howling
1990 Shawn Lastinger
1991 Ricky Jones
1992 George Kelada
1993 Bruce Martin
1994 Wayne Buckingham
Byron Morris
1995 Ron Budde
1996 Tom Wideman
1997 Tom Wideman
1998 Tom Wideman
1999 Tom Wideman
2000 Adam Allenspach
2001 Adam Allenspach
Pasha Bains
2002 Walker Holt
2003 Walker Holt
2004 Shawan Robinson
2005 Shawan Robinson
2006 Shawan Robinson
2007 Jesse Yanutola
2008 Jesse Yanutola
2009 Jonah Baize
2010 Tanner Smith
2011 Jonah Baize
2012 Tanner Smith
2013 Carson Fields
2014 Carson Fields
2015 Riley McGillan

2016 Riley McGillan
2017 Gabe DeVoe
2018 Lyles Davis

FLORENCE COUNTY AWARD

(Presented by the Florence County Clemson Club to the player with the most assists)

1974 Jeff Reisinger (45)
1975 Jo Jo Bethea (81)
1976 Derrick Johnson (98)
1977 Derrick Johnson (169)
1978 Derrick Johnson (132)
1979 Bobby Conrad (101)
1980 Bobby Conrad (157)
1981 Chris Dodds (187)
1982 Mike Eppley (89)
1983 Marc Campbell (124)
1984 Marc Campbell (104)
1985 Grayson Marshall (192)
1986 Grayson Marshall (262)
1987 Grayson Marshall (221)
1988 Grayson Marshall (182)
1989 Marion Cash (161)
1990 Marion Cash (174)
1991 David Young (100)
1992 Chris Whitney (161)
1993 Chris Whitney (193)
1994 Lou Richie (182)
1995 Merl Code (111)
1996 Terrell McIntyre (90)
1997 Terrell McIntyre (145)
1998 Terrell McIntyre (154)
1999 Terrell McIntyre (188)
2000 Will Solomon (95)
2001 Edward Scott (127)
2002 Edward Scott (238)
2003 Edward Scott (161)
2004 Vernon Hamilton (91)

UNION COUNTY AWARD

(Presented to the player with the most assists)

2005 Shawan Robinson (94)
2006 Cliff Hammonds (105)
2007 Cliff Hammonds (147)
2008 Cliff Hammonds (133)
2009 Demontez Stitt (121)
2010 Demontez Stitt (94)



HONORS & AWARDS

CLEMSON TIP-OFF CLUB

(Presented by Clemson Tip-Off Club to best defensive player)

1971 Dickie Foster
1972 Bud Martin

SPARTANBURG TIP-OFF CLUB

(Presented by Spartanburg Tip-Off Club to best defensive player)

1971 Dickie Foster
1972 Bud Martin
1974 Tree Rollins
1975 Stan Rome
1976 Stan Rome
1977 Stan Rome
1978 Marvin Dickerson
1979 Marvin Dickerson
1980 Horace Wyatt
1981 Raymond Jones
1982 Vincent Hamilton
1983 Raymond Jones
1984 Raymond Jones
1985 Vincent Hamilton
1986 Glen McCants
1987 Horace Grant
1988 Grayson Marshall
1989 Derrick Forrest
1990 Derrick Forrest
1991 Andre Bovain
1992 Andre Bovain
1993 Devin Gray
1994 Andre Bovain
1995 Iker Iturbe
1996 Tom Wideman
1997 Tom Wideman
1998 Greg Buckner
1999 Tom Wideman
2000 Andrius Jurkunas
2001 Edward Scott
2002 none chosen

2003 Olu Babalola
2004 Sharrod Ford
2005 Sharrod Ford
2006 Vernon Hamilton
2007 Cliff Hammonds
2008 James Mays
2009 Demontez Stitt
2010 David Potter

GREENWOOD COUNTY AWARD

(Presented by the Greenwood County Clemson Club to the player with the best free throw percentage)

1972 Terrell Suit (75.3)
1973 Bud Martin (84.2)
1974 Jeff Reisinger (81.5)
1975 Skip Wise (75.4)
1976 Dave Brown (79.8)
1977 Derrick Johnson (88.7)
1978 Greg Coles (78.2)
1979 Bobby Conrad (80.6)
1980 Fred Gilliam (84.4)
1981 Fred Gilliam (85.1)
1982 Fred Gilliam (82.9)
1983 Anthony Jenkins (88.2)
1984 Anthony Jenkins (84.4)
1985 Vincent Hamilton (80.3)
1986 Larry Middleton (75.0)
1987 Larry Middleton (77.6)
1988 Tim Kincaid (85.6)
1989 Tim Kincaid (77.3)
1990 Kirkland Howling (70.8)
1991 David Young (83.3)
1992 Chris Whitney (76.7)
1993 Chris Whitney (80.2)
1994 Merl Code (80.9)
1995 Bruce Martin (87.5)
1996 Terrell McIntyre (79.2)
1997 Merl Code (80.7)
1998 Terrell McIntyre (77.9)
1999 Terrell McIntyre (79.0)
2000 Pasha Bains (77.8)

2001 Tony Stockman (83.6)
2002 Jamar McKnight (75.0)
2003 Tomas Nagys (73.9)
2004 Olu Babalola (75.3)
2005 Shawan Robinson (75.3)

LANCASTER COUNTY AWARD

(Presented to the player with the best free throw percentage)

2005 Shawan Robinson (83.7)
2006 Shawan Robinson (91.3)
2007 K.C. Rivers (73.5)

GREATER GREENWOOD AWARD

(Presented to the player with the best free throw percentage)

2008 Terrence Oglesby (85.1)
2009 Terrence Oglesby (84.5)
2010 Andre Young (80.0)

JAMES R. MORROW AWARD

(Presented by the James Morrow family to the most improved player)

1971 Pete Weddell
1972 Mike Browning
1974 Wayne Croft
1975 Jo Jo Bethea
1976 Marvin Dickerson
1977 Colon Abraham
1978 John Campbell
1979 Bobby Conrad
1980 Fred Gilliam
1981 Vincent Hamilton
1982 Mike Eppley
1983 Murray Jarman
1984 Anthony Jenkins
1985 Glen McCants
1986 Glenn Corbit
1987 Michael Tait
1988 Elden Campbell
1989 Dale Davis

1990 Marion Cash
1991 Colby Brown
1992 Ryan Amestoy
1993 Bruce Martin
1994 Jeff Brown
1995 Andy Kelly
1996 Tony Christie

TOM LYNCH AWARD

(Presented to the most improved player)

1997 Mohamed Woni
1998 Mohamed Woni
1999 Adam Allenspach
2000 Chucky Gilmore
2001 Tomas Nagys
2002 Jamar McKnight
2003 Chey Christie
2004 Akin Akingbala
2005 Vernon Hamilton
2006 Steve Allen
2007 K.C. Rivers
2008 David Potter
2009 Jerai Grant
2010 Jerai Grant
2011 Xavier Anderson
2012 Catalin Baci
2013 K.J. McDaniels
2014 Landry Nnoko
2015 Jaron Blossomgame
2016 Sidy Djitte
2017 Lyles Davis
2018 Elijah Thomas

SUMTER COUNTY AWARD

(Presented to the player exhibiting the most hustle)

1971 Bud Martin
1974 Van Gregg
1975 Wayne Croft
1976 Bruce Harman
1977 John Franken

1978 Stan Rome
1979 Bobby Conrad
1980 Bobby Conrad
1981 Vincent Hamilton
1982 Mike Eppley
1983 Mike Eppley
1984 Marc Campbell
1985 Vincent Hamilton
1986 Chris Michael
1987 Jeff Holstein
1988 Jerry Pryor
1989 Jerry Pryor
1990 Derrick Forrest
1991 Donnell Bruce
1992 Kevin Hines
1993 Byron Morris
1994 Andre Bovain
1995 Bill Harder
1996 Brian Chester
1997 Brian Chester
1998 Terrell McIntyre
1999 Terrell McIntyre
2000 Edward Scott
2001 Tomas Nagys
2002 Olu Babalola
2003 Tomas Nagys
2004 Chris Hobbs

AIKEN COUNTY AWARD

(Presented to the player demonstrating the most effort)

2005 Cliff Hammonds
2006 Cliff Hammonds
2007 Cliff Hammonds
2008 Matt Morris
2009 Bryan Narcisse
2010 Tanner Smith

TIGER STRENGTH AWARD

2005 Cliff Hammonds
2006 Akin Akingbala
2007 Cliff Hammonds
2008 Cliff Hammonds
2009 Catalin Baci
2010 Noel Johnson
2011 Catalin Baci
2012 Bernard Sullivan
2013 Jordan Roper
2014 Sidy Djitte
2015 Jaron Blossomgame
2016 Donte Grantham
2017 David Skara
2018 Gabe DeVoe

AIR FORCE ROTC AWARD

(Presented to the player who best exhibits the core values of the Air Force, as demonstrated by his integrity, service before self and excellence in all he does)

2005 Cliff Hammonds
2006 Matt Morris
2007 Cliff Hammonds
2008 Cliff Hammonds
2009 Andre Young
2010 Tanner Smith

ROAD WARRIOR AWARD

(Presented by the Cherokee County Clemson Club to the best road game performer)

2007 Vernon Hamilton
2008 K.C. Rivers
2009 K.C. Rivers
2010 Trevor Booker


TIGER PRIDE AWARD

2011 Tanner Smith
2012 Bryan Narcisse
2013 Jaron Blossomgame
2014 Rod Hall
2015 Josh Smith
2016 Landry Nnoko
2017 Steven Flemming
2018 Donte Grantham

WALK-ON ZAVIER ANDERSON WAS NAMED CLEMSON'S MOST IMPROVED PLAYER IN 2011 AFTER EARNING A SCHOLARSHIP AS A SENIOR.



FORMER HEAD COACHES



FRANK DOBSON (1911-13)

Frank Dobson was a professional baseball player before coming to Clemson, as he was the property of the Pittsburgh Nationals. Walter Riggs, President of the Clemson Athletic Association, thought it was unfair to keep shuffling coaches year after year. Riggs offered Dobson a three-year contract, the first contract offered and signed by a Clemson coach in any sport.

At Clemson, Dobson coached football, basketball and baseball. He was Clemson's first basketball coach, leading the Tigers to their only undefeated season in history in the inaugural season 1911-12, (4-0). In 1912-13, Clemson finished the basketball season with a 9-5 record. He was head baseball coach in 1911-1913.



JOHN ERWIN (1913-15)

John Erwin is one of only two former players to serve as coach in Clemson basketball history. During his two years as coach, he led Clemson to a 4-8 record overall. In Clemson's first game ever on February 9, 1912, his brother James scored 58 points against Butler Guards, still an all-time single-game scoring record. He scored all 58 points on 29 field goals, no free throws. He played the center position for the Tigers. John and his brother were also tennis standouts at Clemson.

A.H. WARD (1915-16)

Audley Ward was a professor in agronomy and farm machinery at Clemson. During the 1915-16 season he coached the team on a volunteer basis and the Tigers had a 2-6-1 record.

COUNTRY MORRIS (1916-17, 1919-20)

In the fall of 1916, Morris was an assistant football coach and head coach of both the basketball and baseball teams. After the 1917 football season he enlisted in the Navy for World War I. Upon his discharge in 1919, he came back to Clemson to coach the baseball and basketball teams. After leaving Clemson he was an athletic director, coach, and manager of pro baseball teams. He also coached at the University of Maryland. Morris had a 16-8 record in his career, including a 10-3 record in games played at Clemson and 13-1 in February and March.

JIGGS DONAHUE (1917-19)

Edward Donahue had to be one of the most organized men in the country. During the 1918-19 school year, Donahue was head coach of four Clemson sports: football, basketball, baseball, and track. During his four years at Clemson, he was basketball and baseball coach for two seasons, and head track coach for one season.

He was an outstanding athlete at Washington & Lee, as he played in the backfield on the football team and played catcher on the baseball team. Upon graduation, he was an assistant coach in football and head coach in baseball and basketball.

At Clemson, Donahue had a 6-3 record, including 5-0 in games played in February.

LARRY CONOVER (1920-21)

Conover was a line coach for the Clemson football team in addition to serving as head basketball coach. He played center for Penn State's football team and lettered in football in 1916 and 1917. Conover had a fine 10-4 mark at Clemson, including a perfect 6-0 in games played at Clemson.

E.J. STEWART (1921-23)

E. J. Stewart was head football coach for two years at Clemson, 1921-22. However, he coached more than one sport during his stay at Tigertown. In the spring of 1921, Stewart coached the baseball and track teams while conducting spring football practice. In the fall, Stewart's football team went 1-6-2, but he improved to a 5-4 slate in 1922. He went on to coach the track teams in 1922 and 1923.

He also coached at Nebraska and the University of Texas. At Nebraska, he led the Cornhuskers to a combined record of 11-4 in 1916-1917. They also won the Missouri Valley Conference title both seasons. After leaving the University of Nebraska, he entered the automobile business as President and Treasurer of the Stewart Motor Co. Because of the economic conditions at the time, he decided to go back into coaching.

At Clemson, he had a 19-19 record, including 12-6 in the month of February and 12-7 at home.

BUD SAUNDERS (1923-25)

Bud Saunders graduated from Missouri in 1911, with a bachelors degree in Law. At Missouri, he played football and basketball. He wanted to play two other sports, but a conference rule at the time forbid an athlete from participating in more than two sports.

Saunders was football coach at Knox College before coming to Clemson. In football, Saunders coached for four seasons, 1923-1926. He also coached the basketball teams in 1924 and 1925. His best season in football came in 1923, as he led the Tigers to a 5-2-1 slate. He was 6-28 as a head basketball coach at Clemson.

A.A. GILLIAM (1925-26)

Gilliam was an assistant football coach for the Tiger football team and coached the freshmen team in 1925. As Clemson's head coach the Tigers had a 4-17 record.



JOSH CODY (1927-31)

Josh Cody, fondly known as "big man," will always be a favorite to Clemson fans. Cody, a big man in stature at 6-2, 220 pounds, led Clemson to victories over South Carolina for four straight years in football. He is the only coach in Clemson history who has been around more than two years who never lost a football game to South Carolina. He also defeated Furman three straight years. Cody had a 13-0-1 record in home games and had a 72 percent winning mark overall, fourth best in Clemson history.

Cody coached Clemson for five seasons, the longest tenure for a Clemson basketball coach in the first 25 years of the sport at Clemson. He had a 48-55 record, including 32-13 at home. Cody passed away on June 17, 1961.

JOE DAVIS (1931-40)

Joe Davis was a graduate of Southwestern University of Memphis. For 36 consecutive years Davis and former Clemson Head Football Coach Jess Neely were one of the most acclaimed coaching tandems in college football, nine years at Clemson and 27 seasons at Rice. Davis became Neely's chief football aide in 1931 at Clemson.

He also coached the basketball team, compiling a 101-86 record in nine seasons. He left Clemson as the school's all-time winningest basketball coach and is still fourth in Clemson history in victories. Davis still has the best winning percentage in road games in Clemson history, as his 44-52 road mark was a 46 percent winning mark. His best basketball season was the 1934-35 team that finished with a 15-3 record overall for a .833 pct, an all-time Clemson record.

At Rice he coached basketball for six seasons and

won or shared three consecutive SWC championships in 1943-45, then added another tri-championship in 1949. The 1945 Rice team, led by two-time All-American Bill Henry, finished with a 20-1 record and is generally recognized as one of Rice's greatest teams ever.



ROCK NORMAN (1940-46)

Rock Norman was one of the state of Virginia's great natural athletes during his day and one of the greatest produced by Roanoke College. Norman spent 51 years in the coaching profession, 34 of them coaching track, basketball, and football at Clemson, The Citadel, Furman and the University of South Carolina. His last college experience was an 18-year stay at Clemson where his track teams won 49 meets and lost 24.

At one time his teams won 17 consecutive meets. He spent six seasons as head basketball coach at Clemson, a position he also held at three other colleges. Norman won state track titles at Clemson in 1940, '41, '42, '43, '49, '51 and '57. He has been enshrined in the South Carolina Athletic Hall of Fame, the Roanoke College Hall of Fame and the Clemson Athletic Hall of Fame. On the hardwood, Norman had a 32-70 record at Clemson.



BANKS MCFADDEN (1946-56)

McFadden was a consensus All-American in both football and basketball in the same calendar year (1939). He is the only Clemson athlete to accomplish this feat and is one reason he was named the nation's most versatile athlete for 1939.

McFadden was elected to the National Football Hall of Fame in 1959 and received the Distinguished Alumni Award from Clemson in 1966. He was a charter member of the Clemson Athletic Hall of Fame and South Carolina Athletic Hall of Fame. He is the only Clemson player to have his jersey retired in two sports. He was the top scorer and All-American on Clemson's only conference postseason basketball championship team (1938-39).

McFadden coached the Tigers for 10 years, tied for the longest tenure in Clemson basketball history. He was Clemson's coach when the Tigers entered the ACC and he had an 85-131 overall record. His best season was in 1951-52 when the Tigers had a record of 17-7, a 71 percent winning percentage.

That team had an 11-4 conference record, still the most wins in school history in league play. McFadden's Tigers improved their league record five straight years between 1948-52, the first coach in NCAA history to do that. He passed away in June, 2005.



PRESS MARAVICH (1956-62)

Press Maravich was the first coach in school history to guide the Tigers to the championship game of the ACC Tournament. Clemson made a dream run in 1962, Maravich's final year at Clemson. He defeated four top 20 teams in his career, the first Clemson coach to beat a ranked opponent. That first ranked win came in his first year, a 96-94 overtime win against eighth-ranked NC State.

Maravich had a record of 55-96 and his best year came in 61-62 when he took Clemson to the Finals of the ACC Tournament. Clemson beat a sixth ranked Duke team in the semifinals of that tournament, then the highest



FORMER HEAD COACHES

ranked win in Clemson history. He still holds the Clemson record for winning percentage in overtime games, 3-0 in 1956-57, and he also had a 23-19 career mark in games decided by five points or less, also a Clemson record.

Maravich left Clemson and became an assistant coach at NC State before moving up to the head coaching position when Everett Case retired. Maravich later became head coach at Louisiana State where he coached his son, Pete, who went on to become the leading scorer in NCAA history. Maravich passed away on April 15, 1987.



BOBBY ROBERTS (1963-70)

Bobby Roberts coached Clemson for eight seasons and was the head coach when Littlejohn Coliseum opened in 1968. He had an 82-116 record in those eight seasons, including a then record 41 wins over ACC teams.

His best season was a 17-8 campaign in 1966-67, a season that would have been an NCAA Tournament season by today's standards. During that season Clemson beat all four North Carolina ACC schools within eight days, including North Carolina and NC State in the North-South Doubleheader in Charlotte. Duke was ranked 14th and North Carolina third in the UPI poll at the time. Roberts passed away in June 2002.



TATES LOCKE (1970-75)

Tates Locke had a 62-70 record in his five years at Clemson. He coached Clemson to its first ever top 20 season, a No. 19 final ranking in the UPI poll in 1974-75. That team featured Tree Rollins, Clemson's all-time leading rebounder. That 1974-75 team played in the NIT in New York, Clemson's first postseason tournament appearance in history.

Locke had an outstanding 43-15 record in games at Littlejohn Coliseum, and he posted a 6-2 career record in overtime games, best in Clemson history on a percentage basis. Locke defeated five ranked teams in his career, including wins over No. 3 Maryland, No. 10 North Carolina and No. 4 NC State in the same season.

Locke served as an NBA scout and executive with the Portland Trailblazers.



BILL FOSTER (1975-84)

Bill Foster is the third-winningest coach in Clemson history on a percentage basis. He is third to Oliver Purnell and Rick Barnes on a percentage basis in ACC games (.373) and ACC road games (.233). Foster won

156 and lost 106 in his nine years as head coach. He is tied for the most top-20 wins (16) in Clemson history and also won 13 games in overtime, also a program record.

Foster's best year was 1979-80 when he guided the Tigers to a 23-9 record and the Final Eight of the NCAA Tournament, the farthest Clemson has advanced in the history of the NCAA Tournament. The Tigers defeated six Top 20 teams that year, still a single season record for ranked wins. That includes Clemson's only victory in history over the No. 1 ranked team (87-82 vs. Duke).

Foster left Clemson in 1984 to restart the Miami (Fla.) program and then was the head coach at Virginia Tech. In 1995-96 he took Virginia Tech to the Sweet 16 of the NCAA Tournament and has won at least 25 games

in 1994-95 and 1995-96. His 1994-95 Virginia Tech team won the NIT. He retired after the 1996-97 season with 532 career wins and resides in Boone, NC. He was inducted into the Clemson Hall of Fame in 2001. In September of 2005 he received the Bobby Roberts Award from the Augusta Sports Council for lifetime contributions to college basketball.

A 1958 graduate of Carson-Newman, he was inducted into the Eagles' Hall of Fame in 2007. Foster passed away May 27, 2015 after a long bout with Parkinson's disease.



CLIFF ELLIS (1984-94)

Cliff Ellis is Clemson's winningest coach in history on a total victories basis (177-128). Ellis coached Clemson for 10 years and the Tigers went to eight postseason tournaments, three NAAs and five NITs. He coached Clemson to the

ACC regular season title in 1989-90, the only regular season ACC title in Clemson history. The Tigers had a 24-8 record that year. His 1986-87 Tiger team won a record 22 games.

Ellis set 33 Clemson coaching records, including ACC regular season victories, victories at home and home winning percentage. He coached Clemson to three NCAA Tournament appearances in a four-year period (1986-90). He left Clemson after the 1993-94 season to become the head coach at Auburn and he took the Tigers to the NCAA Tournament and a top-10 national ranking in 1998-99.

Ellis won 22 games over top-25 teams in his 10 years at Clemson, including an upset of 12th-ranked Florida State in the 1993 ACC Tournament, and a victory over a No. 2 North Carolina team in 1994.

Ellis was named ACC Coach-of-the-Year in 1986-87 and 1989-90, the only Clemson coach to win that award. After a short stint in broadcasting, he has been the head coach at Coastal Carolina University since 2007. He was inducted into Clemson's Athletic Hall of Fame in 2013 and in 2015, became the first coach in Division I history with 150 or more wins at four different schools.



RICK BARNES (1994-98)

Rick Barnes was the first coach in Clemson history to take the Tigers to the NCAA tournament three consecutive years. He brought Clemson to the NIT in 1994-95 and to the NAAs in 1995-96, 1996-97 and 1997-98, meaning

Clemson was in postseason play every year of his tenure.

His top season was his third year, 1996-97, when he coached Clemson to a 16-1 start and a number-two national ranking. The season opened with a 79-71 overtime victory against defending National Champion Kentucky. The team ended the season 23-10 and ranked eighth in the final USA Today poll.

Picked last in the ACC prior to his first season, he shocked the basketball world by winning his first 10 games, including a 75-70 victory over No. 9 Duke in Cameron Indoor Stadium. His second season featured an 18-11 record, including Clemson's first ever ACC Tournament victory over 20th ranked North Carolina.

The Tigers were ranked fifth in the nation in the preseason poll of 1997-98, an example of the level of respect Barnes had brought to the program. Clemson defeated three top 25 teams in 1997-98, including sixth-ranked South Carolina.

The school established attendance records on a per game and total basis in 1996-97 and 1997-98. He was the head coach at the University of Texas from 1998

through 2015, taking the Longhorns to the Final Four in 2004. He is now the head coach at the University of Tennessee and took that program to the 2018 NCAA Tournament.



LARRY SHYATT (1998-2003)

Larry Shyatt won 70 games during his five years as the head coach at Clemson. He succeeded Rick Barnes, with whom he had served as associate head coach from 1994-95 through 1996-97. Shyatt was given much credit for

Clemson's run to a Sweet 16 finish in 1996-97. After coaching Wyoming in 1997-98, he returned to Clemson.

He immediately led Clemson to a 20-15 record and an NIT berth in his first season, 1998-99. The Tigers defeated Georgia, Rutgers, Butler and Xavier to advance to the championship game versus California. Clemson fell just short, losing by only one point on the last possession of the game. His 20 victories set a Clemson record for wins by a rookie coach and he became just the third ACC coach in history to win 20 games in his first year with a league program.

Shyatt defeated North Carolina three different times over his tenure. The biggest win of his tenure was a 75-65 upset in 2001, when the Tar Heels were ranked No. 1 in the nation. He also defeated the Tar Heels in 1999 and 2003. During his final season, Clemson started 9-0, which included a victory over basketball power Cincinnati.

Shyatt was an assistant coach at Florida when the Gators won consecutive NCAA titles in 2006 and 2007. He coached two stints at the University of Wyoming, before leaving the Cowboys in 2016 for an assistant coach position with the Dallas Mavericks.



OLIVER PURNELL (2003-10)

Oliver Purnell coached for seven seasons at Clemson and guided the Tigers to six postseason appearances, including three NCAA Tournaments in his final three years with the program.

Purnell concluded his career with the Tigers as the winningest coach in Clemson history on a percentage basis. His teams compiled a 138-88 record, which equates to a .611 winning mark.

His 2006-07 team matched a school record by winning 25 games. The team set a Clemson standard with a 17-0 start to the season and advanced to the championship game of the NIT.

He coached the 2007-08 team to a berth in the ACC Championship game, just the second in history for the Tigers. The team won 24 games, including 10 in the regular season ACC race to match a school record.

His 2008-09 team went 23-9 overall, 9-7 in the ACC and handed a top-10 Duke team their worst loss in 19 years when Clemson won 74-47 over the Blue Devils at home. It was the signature victory during the Purnell era.

The 2009-10 team followed with another 9-7 mark in league play, making it the only time in Clemson history the Tigers posted three consecutive winning seasons against ACC competition.

Several players flourished under Purnell's watch. Trevor Booker was a first-team All-ACC forward in 2010 and went on to be a first-round draft pick (No. 23 overall) by the Washington Wizards. He also coached Cliff Hammonds, the ACC's "Skip" Prosser Award winner in 2008, and K.C. Rivers, a second-team All-ACC performer the same season.

Purnell left Clemson to coach five seasons at DePaul University through the 2014-15 season. He is now retired and living in Florida.

COACHING RECORDS

SEASON VICTORIES

Overall: 25, Cliff Ellis, 1986-87, Oliver Purnell, 2006-07, Brad Brownell, 2017-18
Consecutive: 17, Cliff Ellis, 1986-87 & Oliver Purnell, 2006-07
Consecutive Start of a Career: 10, Rick Barnes, 1994-95
First Year: 22, Brad Brownell, 2010-11
In ACC Regular Season: 11, Brad Brownell, 2017-18
Consecutive ACC: 7, Bobby Roberts, 1966-67
Against AP Top 20: 6, Bill Foster, 1979-80
5 points or less: 8, Oliver Purnell, 2006-07; Brad Brownell, 2013-14
ACC 5 points or less: 6, Cliff Ellis, 1986-87; Brad Brownell, 2017-18
In Overtime: 3, 3 coaches in 3 seasons
Home: 16, Oliver Purnell, 2006-07; Brad Brownell, 2013-14
ACC Home: 8, Brad Brownell, 2017-18
Consecutive ACC Home: 7, Bill Foster, 1979-80, Cliff Ellis, 1989-90 & Oliver Purnell, 2007-08
Road: 10, 3 coaches in 3 seasons
Consecutive Road: 10, Cliff Ellis, 1986-87
Consecutive ACC Road: 5, Cliff Ellis, 1986-87

WINNING PERCENTAGE

Overall: .833 (15-3), Joe Davis, 1934-35
Min. 20 Games: .806 (25-6), Cliff Ellis, 1986-87
Road: .833 (10-2), Cliff Ellis, 1986-87
Home: 1.000 (15-0), Bill Foster, 1979-80, 1.000 (14-0) & Cliff Ellis, 1989-90
ACC Regular Season: .714 (10-4), Cliff Ellis, 1986-87, 89-90
ACC Home: 1.000 (7-0), Bill Foster, 1979-80 & 1.000 (7-0), Cliff Ellis, 1986-87
ACC Road: .714 (5-2), Cliff Ellis, 1986-87
First Year: .647 (22-12), Brad Brownell, 2010-11
Overtime (Min. 2 games): 1.00 (3-0), Press Maravich, 1956-57
Games decided 5 points or less: .875 (7-1), Cliff Ellis, 1986-87
ACC games decided 5 points or less: .857 (6-1), Cliff Ellis, 1986-87

CAREER

ACC ERA (1953-PRESENT) BASKETBALL STAFF MEMBERS

AHEARN, DAN (Providence '93) Graduate Assistant 1994-96; Director of Basketball Operations 1996-98
BAIZE, JONAH (Clemson '11) Graduate Manager 2012-13
BERNSTEIN, SPENCER (Clemson '00) Graduate Manager 2000-02
BENDER, DICK (Western Maryland '86) Director of Operations, 2010-14, Assistant Coach 2016-Present
BOWMAN, NICK (Eastern Kentucky '10) Director of Recruiting, 2015-18
BRENNAN, JIM (Clemson '65) Assistant Coach 1965-70
BRADLEY, RON (Eastern Nazarene '74) Associate Head Coach 2003-10
BROWN, LARRY (Stephen F. Austin '71) Assistant Coach 1991-93
BROWN, STEWART (Clemson '15) Graduate Manager, 2015-16
BUCKLIN, MATT (Georgia '12) Director of Operations 2018-Present
BUTTERS, TEE (Clemson '11) Graduate Manager 2011-12
BRYANT, CLINT (Bel. Abbey '77) Assistant Coach 1977-84

VICTORIES

Overall: 177, Cliff Ellis (177-128), 1985-94
ACC Regular Season: 67, Brad Brownell (67-73), 2010-18 vs. **ACC Teams:** 71, Brad Brownell (71-81), 2010-18
At Home: 123, Cliff Ellis (123-36), 1985-94
Consecutive Home: 29, Cliff Ellis (1988-90)
Away: 45, Joe Davis (45-51), 1932-40
ACC Home: 42, Cliff Ellis (42-31), 1985-94
ACC Away: 16, Oliver Purnell (16-40), 2003-10 vs. **AP Top 20:** 16, Bill Foster, 1976-84 & Cliff Ellis, 1985-94 vs. **AP Top 25:** 22, Cliff Ellis, 1985-94
5 points or less: 37, Cliff Ellis (37-39), 1985-94
ACC 5 points or less: 23, Cliff Ellis (23-21), 1985-94
In Overtime: 13, Bill Foster (13-10), 1976-84
Years as Coach: 10, Banks McFadden, 1947-56 & Cliff Ellis, 1985-94

WINNING PERCENTAGE

(Minimum three years experience)

Overall: .611, Oliver Purnell (138-88), 2003-10 vs. **ACC Teams:** .467, Brad Brownell (71-81), 2010-18
At Home: .808, Cliff Ellis (123-36), 1985-94
Away: .458, Joe Davis (44-52), 1932-40
ACC Home: .671, Brad Brownell (47-23), 2010-17
ACC Away: .286, Oliver Purnell (16-40), 2003-10
5 points or less: .510, Oliver Purnell (25-24), 2003-10
ACC 5 points or less: .523, Cliff Ellis (23-21), 1985-94
In Overtime: .750, Bates Locke (6-2), 1971-75

CAMPBELL, DAVE (Catawba '66) Assistant Coach 1983-84
CLAUNCH, AUSTIN (Emory '12) Graduate Manager 2013-15
CLENDINEN, BILL (Florida State '59) Assistant Coach 1970-75
COUSINS, BRIAN (Providence '91) Assistant Coach 1997-98
D'ALESSANDRO, BEN (Providence '95) Director of Basketball Operations 2003-05
DALLESSIO, JERRY (Notre Dame '74) Assistant Coach 1988-89
DEAN, ANTONIO REYNOLDS (Rhode Island, '99) Assistant Coach 2017-Present
DEN BOER, TOM (Carroll College '84) Volunteer Assistant 1986-87; Director of Basketball Operations 1989-91
DRISCOLL, MATT (Slippery Rock '92) Assistant Coach 1998-2003
DUNCAN, SCOTT (Wooster '78) Assistant Coach 1998-2000
FAULKNER, JERRY (Newberry '67) Assistant Coach 1980-84
FELTON, DENNIS (Howard '85) Assistant Coach 1994-97; Associate Head Coach 1997-98
GAFFNEY, JIMMY (Presbyterian College '82) Graduate Assistant 1983-84
GAITHER, TOMMY (Clemson '69) Graduate Assistant 1974-75
GLEATON, CJ (Anderson '16) Graduate Manager 2016-18
GORDON, ADAM (Tampa '06) Graduate Assistant 2008-11
GORDY, LEN (Arizona '77) Assistant Coach 1985-92
GRANT, EARL (Georgia College '00) Assistant Coach 2010-14
HANKS, MAURY (Cal State Northridge '84) Assistant Coach 1985-87
HARRIS, EUGENE (Florida State '78) Assistant Coach 1984-94
HARRISON, CHARLIE (Guilford '71) Assistant Coach 1974-75
HAMILTON, VERNON (Clemson '07) Graduate Manager, 2014-16
HESKETT, TIM (Oklahoma '01) Graduate Assistant 2002-04
HILL, GEORGE (Auburn '51) Assistant Coach 1970-72

HOGAN, DON (South Alabama '82) Assistant Coach 1984-87
HUSSEY, BOBBY (Appalachian State '62) Assistant Coach 1989-91; Assistant Coach 2000-03
KAISER, TOM (Army '82) Graduate Assistant 1987-88
KINGERY, JOE (Shorter '66) Assistant Coach 1975-80
KOHTALA, ED (Maine '79) Graduate Assistant 1997-98
KRAJACK, GEORGE (Clemson '60) Assistant Coach 1962-65
LAING, ROBBIE (Troy '81) Assistant Coach 1993-94
LOUCKS, RAY (Miami-Ohio '69) Assistant Coach 1972-73
LUTZ, BOBBY (UNC Charlotte '80) Director of Basketball Operations 1984-85; Assistant Coach 1985-86
MALPASS, CLIFF (Carson-Newman '61) Asst. Coach 1970-74
MARTIN, BRUCE (Clemson '94) Graduate Assistant 1998-2000; Director of Basketball Operations 2000-03
MARSHALL, RICH (Marquette '81) Assistant Coach 1989-90
MCDONALD, KEN (Providence '92) Assistant Coach 1994-98
McGILLAN, RILEY (Clemson '17) Graduate Manager 2017-18
McKAY, LUCAS (UNC Wilmington '06) Director of Operations, 2014-18; Director of Recruiting 2018-Present
MORRELL, MICHAEL (Milligan '05) Graduate Assistant 2007-08; Director of Basketball Operations 2008-10
MUSE, BILL (Mississippi '79) Assistant Coach 1990-92
MUSSELMAN, ART (The Citadel '60) Assistant Coach 1968-70
NASH, CARL (Fort Lewis College '82) Assistant Coach 1993-94
NICKELBERRY, KEVIN (Virginia Wesleyan '86) Assistant Coach 2003-06
NORMAN, A.W. "ROCK" (Roanoke College '13) Assistant Coach 1956-57
PAYNE, EDDIE (Wake Forest '75) Graduate Assistant 1975-77; Volunteer Assistant 1977-78
POSTORINO, JOSH (Dayton '99) Director of Basketball Operations 2007-08; Assistant Coach 2008-10
RAINEY, DWIGHT (Shorter '67) Assistant Coach 1975-83
RAY, RICK (Grand View '94) Associate Head Coach 2010-12
RILEY, RICHIE (Eastern Kentucky '05) Assistant Coach 2014-16
ROBERSON, WILL (Davidson '02) Graduate Assistant 2006-07
ROBERTS, BOBBY (Furman '53) Assistant Coach 1958-62
SHYATT, LARRY (Wooster '73) Associate Head Coach 1994-97
SIMMONS, MARTY (Evansville '88) Assistant to the Head Coach 2018-Present
SKELTON, BOBBY (Clemson '80) Graduate Assistant 1986-88; Director of Basketball Operations 1991-96
SMART, SHAKA (Kenyon '99) Assistant Coach 2006-08
SMITH, FRANK (Old Dominion '88) Assistant Coach 2003-10
SMITH, STEVE (Trinity College '02) Assistant Coach 2012-Present
SOLOMON, ANTHONY (Virginia '87) Director of Basketball Operations 1998-2000
STRUNK, BOB (Belmont Abbey '75) Volunteer Assistant 1978-83
TAILOR, AMIT (Illinois '08) Video Coordinator 2016-Present
TILLIS, DARREN (Paul Quinn College '96) Assistant Coach 1999-2003
WADE, WILL (Clemson '05) Graduate Assistant 2005-06; Director of Basketball Operations 2006-07
WASHINGTON, RUDY (University of the Redlands '80) Assistant Coach 1984-85
WELP, ALEX (Wittenberg '01) Director of Basketball Operations 2005-06
WILLIAMS, MIKE (Greensboro College '76) Graduate Assistant 1983-84
WINIECKI, MIKE (Richmond '89) Assistant Coach 2010-12; Associate Head Coach 2012-17

CLEMSON HEAD COACHING SUMMARY

Name	Seasons	Years	Home	Away	Neut.	Non Conf	ACC Teams	Nov-Dec	Jan	Feb	Mar	Overall
Frank Dobson	2	1912-13	6-2	7-3	0-0				3-1	9-4	1-0	13-5
John Erwin	2	1914-15	2-1	2-7	0-0				1-2	2-4	1-2	4-8
A.H. Ward	1	1916	1-2-1	1-4	0-0				1-2	1-4-1	0-0	2-6-1
Country Morris	2	1917/1920	10-3	6-5	0-0				3-7	12-1	1-0	16-8
Jiggs Donahue	2	1918-19	5-0	1-3	0-0				1-1	5-0	0-2	6-3
Larry Conover	1	1921	6-0	4-4	0-1				3-1	6-4	1-0	10-5
E.R. Stewart	2	1922-23	12-7	7-11	0-1				6-13	12-6	1-0	19-19
Bud Sanders	2	1924-25	4-12	1-18	1-1				2-16	4-15	0-0	6-31
A.A. Gilliam	1	1926	2-6	2-11	0-0				2-9	2-8	0-0	4-17
Josh Cody	5	1927-31	30-13	18-38	0-4			4-5	19-29	24-20	1-1	48-55
Joe Davis	9	1932-40	51-29	45-51	5-5			5-7	36-37	54-40	6-2	101-86
Rock Norman	6	1941-46	19-31	12-37	1-2			2-6	13-28	17-36	0-0	32-70
Banks McFadden	10	1947-56	45-48	34-75	6-8			22-36	26-40	37-49	0-6	85-131
Press Maravich	6	1957-62	28-25	14-40	13-31	30-37	25-59	20-34	14-28	18-27	3-7	55-96
Bobby Roberts	8	1963-70	45-32	28-57	9-27	41-45	41-71	20-30	30-34	31-45	1-7	82-116
Tates Locke	5	1971-75	43-15	11-38	8-17	42-28	20-42	23-14	19-24	16-24	4-8	62-70
Bill Foster	9	1976-84	102-36	31-50	23-20	112-32	44-74	72-15	38-43	37-36	9-12	156-106
Cliff Ellis	10	1985-94	123-36	33-73	21-19	118-28	59-100	83-16	43-46	36-43	15-23	177-128
Rick Barnes	4	1994-98	48-13	16-25	10-10	44-8	30-40	37-4	16-18	13-17	8-9	74-48
Larry Shyatt	5	1998-03	51-31	9-40	10-13	49-21	21-62	44-16	7-32	14-24	5-12	70-84
Oliver Purnell	7	2003-10	88-26	32-46	18-15	84-19	54-69	77-12	23-31	22-27	16-18	138-88
Brad Brownell	8	2010-18	100-34	28-59	21-20	79-35	71-81	71-29	36-28	25-33	17-23	149-113



NBA PLAYER STATISTICS

RANDY MAHAFFEY (1967-71)

Year, Team	GP	FGM-FGA	Pct	FTM-FTA	Pct	Reb	Avg	Ast	Pts	Avg
1967-68, Kentucky	75	373-875	.426	281-411	.684	684	9.1	129	1027	13.7
1968-69, Kentucky-New York	79	351-828	.424	232-329	.705	571	7.2	99	934	11.8
1969-70, Carolina	84	367-821	.447	194-283	.686	681	8.1	164	928	11.0
1970-71, Carolina	83	385-791	.487	156-239	.653	618	7.4	115	926	11.2
Totals	321	1476-3315	.445	863-1262	.684	2554	8.0	507	3815	11.9

SKIP WISE (1975-76)

Year, Team	GP	FGM-FGA	Pct	FTM-FTA	Pct	Reb	Avg	Ast	Pts	Avg
1975-76, San Antonio	2	2-4	.500	0-0	.000	3	1.5	1	4	2.0

TREE ROLLINS (1977-95)

Year, Team	GP	FGM-FGA	Pct	FTM-FTA	Pct	Reb	Avg	Blks	Pts	Avg
1977-78, Atlanta	80	253-520	.487	104-148	.703	552	6.9	218	610	7.6
1978-79, Atlanta	81	297-555	.535	89-141	.631	588	7.3	254	683	8.4
1979-80, Atlanta	82	287-514	.558	157-220	.714	774	9.4	244	731	8.9
1980-81, Atlanta	40	116-210	.552	46-57	.807	286	7.2	117	276	7.0
1981-82, Atlanta	79	202-346	.584	79-129	.612	611	7.7	224	483	6.1
1982-83, Atlanta	80	261-512	.510	98-135	.726	743	9.3	343	620	7.8
1983-84, Atlanta	77	274-529	.518	118-190	.621	593	7.7	277	666	8.6
1984-85, Atlanta	70	186-339	.549	67-93	.720	442	6.3	167	439	6.3
1985-86, Atlanta	74	173-347	.499	69-90	.767	458	6.2	167	415	5.6
1986-87, Atlanta	75	171-313	.546	63-87	.724	488	6.5	140	405	5.4
1987-88, Atlanta	76	133-260	.512	70-80	.875	459	6.0	132	336	4.4
1988-89, Cleveland	60	62-138	.449	12-19	.632	139	2.3	38	136	2.3
1989-90, Cleveland	48	57-125	.456	11-16	.688	153	3.2	53	125	2.6
1990-91, Detroit	37	173-347	.424	8-14	.571	42	1.1	20	36	1.0
1991-92, Houston	59	46-86	.535	26-30	.857	171	2.9	62	118	2.0
1992-93, Houston	42	11-41	.268	9-12	.750	60	1.4	15	31	0.7
1993-94, Orlando	45	29-53	.547	18-30	.600	96	2.1	35	76	1.7
1994-95, Orlando	51	20-42	.476	21-31	.677	95	1.9	36	61	1.2
Totals	1156	2592-4963	.522	1065-1522	.700	6750	5.8	2542	6247	5.4

LARRY NANCE (1981-94)

Year, Team	GP	FGM-FGA	Pct	FTM-FTA	Pct	Reb	Avg	Ast	Pts	Avg
1981-82, Phoenix	80	227-436	.521	75-117	.641	256	3.2	71	529	6.6
1982-83, Phoenix	82	588-1069	.550	193-287	.672	710	8.7	217	1370	16.7
1983-84, Phoenix	82	601-1044	.576	249-352	.707	678	8.3	173	1451	17.7
1984-85, Phoenix	51	515-877	.587	180-254	.709	536	8.8	104	1211	19.9
1985-86, Phoenix	73	582-1001	.581	310-444	.698	618	8.5	130	1474	20.2
1986-87, Phoenix	69	585-1062	.551	381-493	.773	599	8.7	148	1552	22.5
1987-88, Phoenix	40	327-616	.531	187-249	.751	394	9.9	96	843	21.1
1987-88, Cleveland	27	160-304	.527	117-141	.830	213	7.9	63	437	16.2
1988-89, Cleveland	73	496-920	.539	267-334	.799	581	8.0	206	1259	17.2
1989-90, Cleveland	62	412-807	.511	186-239	.778	516	8.3	122	1011	16.3
1990-91, Cleveland	80	635-1211	.524	265-330	.803	686	8.6	200	1537	19.2
1991-92, Cleveland	81	556-1032	.539	263-320	.822	670	8.3	243	1375	17.0
1992-93, Cleveland	77	533-971	.549	202-247	.818	668	8.7	198	1268	16.5
1993-94, Cleveland	33	153-314	.487	64-85	.753	227	6.9	55	370	11.2
TOTALS	910	6370-11664	.546	2939-3892	.755	7352	8.1	2027	15687	17.2

HORACE GRANT (1987-2004)

Year, Team	GP	FGM-FGA	Pct	FTM-FTA	Pct	Reb	Avg	Blk	Pts	Avg
1987-88, Chicago	81	254-501	.501	114-182	.626	447	5.5	53	622	7.7
1988-89, Chicago	79	405-781	.519	140-199	.704	681	8.6	62	950	12.0
1989-90, Chicago	80	446-853	.523	179-256	.699	629	7.9	85	1071	13.4
1990-91, Chicago	78	401-733	.547	197-277	.711	659	8.4	69	1000	12.8
1991-92, Chicago	81	457-790	.578	235-317	.741	807	10.0	131	1149	14.2
1992-93, Chicago	77	421-829	.508	174-281	.619	729	9.5	96	1017	13.2
1993-94, Chicago	70	460-878	.524	137-230	.596	769	11.0	84	1057	15.1
1994-95, Orlando	74	401-707	.567	146-211	.692	715	9.7	88	948	12.8
1995-96, Orlando	63	347-677	.516	152-207	.734	580	9.2	74	847	13.4
1996-97, Orlando	67	358-695	.515	128-179	.715	600	8.5	65	845	12.6
1997-98, Orlando	76	393-857	.459	135-199	.678	618	8.1	79	921	12.1
1998-99, Orlando	50	198-456	.434	47-70	.671	351	7.0	60	443	8.9
1999-00, Seattle	76	266-599	.444	80-111	.721	591	7.8	60	612	8.1
2000-01, La. Lakers	77	263-569	.462	131-169	.775	545	7.1	61	657	8.5
2001-02, Orlando	76	264-515	.512	80-111	.720	481	6.3	49	608	8.0
2002-03, Orlando	5	13-25	.520	0-0	.000	8	1.6	0	26	5.2
2003-04, La. Lakers	55	92-224	.411	39-54	.722	233	4.2	21	223	4.1
Totals	1165	5439-10695	.509	2114-3053	.692	9,443	8.1	1136	12996	11.2

ELDEN CAMPBELL (1990-2005)

Year, Team	GP	FGM-FGA	Pct	FTM-FTA	Pct	Reb	Avg	Blk	Pts	Avg
1990-91, La. Lakers	52	56-123	.455	32-49	.653	96	1.8	38	144	2.8
1991-92, La. Lakers	81	220-491	.448	138-223	.619	423	5.2	159	578	7.1
1992-93, La. Lakers	79	238-520	.458	130-204	.637	332	4.2	100	606	7.7
1993-94, La. Lakers	76	373-808	.462	188-273	.689	519	6.8	146	934	12.3
1994-95, La. Lakers	73	360-785	.459	193-290	.665	445	6.1	132	913	12.5
1995-96, La. Lakers	82	447-888	.503	249-349	.713	623	7.6	212	1143	13.9
1996-97, La. Lakers	77	442-942	.469	263-370	.711	615	7.9	117	1148	14.9
1997-98, La. Lakers	81	289-624	.463	237-342	.693	455	5.6	102	816	10.1
1998-99, La./Charlotte	49	222-465	.477	172-269	.639	397	8.1	73	616	12.6
1999-00, Charlotte	78	370-829	.446	247-358	.690	590	7.6	150	987	12.7
2000-01, Charlotte	78	367-834	.440	288-406	.709	608	7.8	140	1022	13.1
2001-02, Charlotte	77	384-794	.483	306-384	.796	530	6.9	137	1074	13.9
2002-03, Seattle	56	117-295	.397	109-136	.801	181	3.2	39	343	6.1
2003-04, Detroit	65	138-314	.439	85-124	.685	209	3.2	50	361	5.6
2004-05, N.J./Detroit	40	39-123	.317	42-55	.764	93	2.3	7	120	3.0
Totals	1044	4062-8835	.460	2679-3832	.699	6116	5.9	1602	10805	10.3

DALE DAVIS (1991-2007)

Year, Team	GP	FGM-FGA	Pct	FTM-FTA	Pct	Reb	Avg	Blk	Pts	Avg
1991-92, Indiana	64	154-279	.552	87-152	.572	410	6.4	74	395	6.2
1992-93, Indiana	78	304-535	.568	119-225	.529	723	9.3	148	727	8.9
1993-94, Indiana	66	308-582	.529	155-294	.527	718	11.0	106	771	11.7
1994-95, Indiana	74	324-576	.563	138-259	.533	696	9.4	116	786	10.6
1995-96, Indiana	78	334-599	.558	135-289	.467	709	9.1	112	803	10.3
1996-97, Indiana	80	370-688	.538	92-215	.428	772	9.6	77	832	10.4
1997-98, Indiana	78	273-498	.548	80-172	.465	611	7.8	87	626	8.0
1998-99, Indiana	50	161-302	.533	76-123	.618	416	8.3	57	398	8.0
1999-00, Indiana	74	302-602	.502	139-203	.685	729	9.9	94	743	10.0
2000-01, Portland	81	242-487	.497	96-152	.632	606	7.5	76	580	7.2
2001-02, Portland	78	296-508	.582	150-212	.707	688	8.8	83	742	9.5
2002-03, Portland	78	237-438	.541	105-166	.633	564	7.2	70	579	7.4
2003-04, Portland	76	133-281	.473	65-106	.613	398	5.2	62	331	7.4
2004-05, G. State/Ind.	61	112-234	.479	60-99	.606	375	6.1	65	284	4.7
2005-06, Detroit	28	9-24	.375	8-15	.533	53	1.9	9	26	0.9
2006-07, Detroit	46	33-74	.446	17-26	.654	137	3.0	34	83	1.8
Totals	1,094	3592-6779	.530	1522-2708	.562	8605	7.9	1270	8706	8.0

CHRIS WHITNEY (1993-2004)

Year, Team	GP	FGM-FGA	Pct	3FG-FGA	Pct	FTM-FTA	Pct	Reb	Ast	Pts	Avg
1993-94, San Antonio	40	25-82	.305	10-30	.333	12-15	.800	29	53	72	1.8
1994-95, San Antonio	25	14-47	.298	3-19	.158	11-11	1.00	24	28	42	1.7
1995-96, Washington	21	45-99	.455	19-44	.432	41-44	.932	33	51	150	7.1
1996-97, Washington	82	139-330	.421	58-163	.356	94-113	.832	104	182	430	5.2
1997-98, Washington	82	126-355	.355	52-169	.308	118-129	.915	115	196	422	5.1
1998-99, Washington	39	64-156	.410	32-95	.337	27-31	.871	47	69	187	4.8
1999-00, Washington	82	217-521	.417	96-255	.376	112-132	.848	134	313	642	7.8
2000-01, Washington	59	182-470	.387	93-248	.375	101-113	.894	106	248	558	9.5
2001-02, Washington	82	274-656	.417	131-323	.405	154-175	.880	152	314	833	10.2
2002-03, Denver/Orl.	51	124-349	.355	50-164	.305	57-69	.826	67	145	355	7.0
2003-04, Washington	16	17-45	.378	8-18	.444	5-5	1.00	15	14	47	2.9
Totals	579	1227-3110	.395	552-1528	.361	732-837	.875	815	1613	3738	6.5

ALL-TIME LETTERMEN

A

Abee, Russ.....	1939-40
Abraham, Colon.....	1974-75, 75-76, 76-77, 77-78
Ajukwa, Austin.....	2013-14, 14-15
Akingbala, Akin.....	2002-03, 03-04, 04-05, 05-06
Allen, Steve.....	2001-02, 03-04, 04-05, 05-06
Allenspach, Adam.....	1997-98, 98-99, 99-00, 00-01
Amestoy, Ryan.....	1991-92
Anderson, Xavier.....	2007-08, 08-09, 09-10, 10-11
Angel, Dave.....	1970-71, 71-72, 72-73
Antoncik, Rudy.....	1963-64, 65-66
Asbill, Henry.....	1927-28
Ayers, Walt.....	1964-65, 65-66, 66-67
Ayoub, Joe.....	1964-65, 65-66, 66-67

B

Babalola, Olu.....	2001-02, 02-03, 03-04, 04-05
Baciu, Catalin.....	2008-09, 09-10, 10-11, 11-12
Bagnol, Thurston.....	1939-40
Baines, Pasha.....	1999-00, 00-01
Baize, Jonah.....	2007-08, 08-09, 09-10, 10-11
Belich, Milan.....	1981-82, 82-83
Bell, Dwight.....	1945-46, 46-47, 47-48, 48-49
Benedict, Buddy.....	1963-64, 64-65, 65-66
Benson, Bob.....	1959-60, 60-61, 61-62
Best, Michael.....	1985-86
Bethea, Jo Jo.....	1973-74, 74-75
Betko, Julian.....	2002-03
Blackman, Anthony.....	1984-85
Blalock, Joe.....	1940-41
Blossomgame, Jaron.....	2013-14, 14-15, 15-16, 16-17
Bohonak, Mike.....	1961-62, 62-63, 63-64
Bolick, R.A.....	1943-44
Bonzulak, Bill.....	1960-61
Booker, Devin.....	2009-10, 10-11, 11-12, 12-13
Booker, Trevor.....	2006-07, 07-08, 08-09, 09-10
Bounellis, D.N.....	1943-44
Bovain, Andre.....	1990-91, 91-92, 92-93, 93-94
Bowie, Paul.....	1934-35
Boyd, Bobby.....	1944-45
Braddick, Dustin.....	1998-99, 99-00, 00-01
Brennan, Jim.....	1961-62, 62-63, 63-64
Brinkley, Ed.....	1955-56, 56-57, 57-58
Brown, Colby.....	1987-88, 88-89, 89-90, 90-91
Brown, David.....	1974-75, 75-76, 76-77
Brown, Jeff.....	1992-93, 93-94
Brown, Jive.....	1971-72, 72-73
Brown, Michael.....	1986-87
Brown, T.I.....	1933-34, 34-35, 35-36
Browning, Mike.....	1971-72, 72-73
Bruce, Donnell.....	1987-88, 88-89, 89-90, 90-91
Bryce, Jack.....	1936-37, 37-38, 38-39
Bryce, W.....	1934-35, 35-36, 36-37
Buchanan, Dude.....	1938-39, 39-40, 40-41
Buckingham, Wayne.....	1989-90, 91-92, 92-93, 93-94
Buckner, Greg.....	1994-95, 95-96, 96-97, 97-98
Budde, Ron.....	1994-95
Burks, Eric.....	1990-91
Burnisky, Gary.....	1961-62, 62-63, 63-64
Butchko, Andy.....	1974-75, 75-76
Bynum, Clarke.....	1980-81, 81-82, 82-83, 83-84
Bynum, Ed.....	1984-85

C

Calhoun, Pat.....	1931-32
Campbell, Elden.....	1986-87, 87-88, 88-89, 89-90
Campbell, John.....	1977-78, 78-79, 79-80
Campbell, Marc.....	1980-81, 81-82, 82-83, 83-84
Cameron, Tom.....	1955-56, 56-57, 57-58
Capehart, Tim.....	1973-74
Carter, R.A.....	1936-37
Carver, Don.....	1957-58, 58-59, 59-60
Cash, Marion.....	1988-89, 89-90
Channell, Hank.....	1964-65, 65-66, 66-67
Chappell, H.W.....	1943-44
Chester, Brian.....	1994-95, 95-96, 96-97
Cheves, Bobby.....	1935-36, 36-37, 37-38
Chiple, Bill.....	1940-41
Christie, Chey.....	2001-02, 02-03, 03-04
Christie, Tony.....	1995-96, 96-97, 97-98, 98-99
Clark, Harold.....	1929-30, 30-31, 31-32
Clark, Chip.....	1942-43, 43-44
Clarke, Frank.....	1957-58
Clifton, Dwon.....	2000-01
Coakley, John.....	1968-69, 69-70, 70-71
Code, Merl.....	1993-94, 94-95, 95-96, 96-97
Cohn, Sam.....	1965-66
Coleman, Devin.....	2011-12, 2012-13
Coles, Greg.....	1975-76, 76-77, 77-78, 78-79
Conant, Scott.....	1973-74
Conrad, Bobby.....	1976-77, 77-78, 78-79, 79-80

Cooley, Joe.....	1971-72
Cooper, Gary.....	1987-88
Corbit, Glenn.....	1984-85, 85-86
Couch, Chris.....	1985-86, 86-87
Cox, Ronnie.....	1963-64
Coyle, Barney.....	1938-39, 39-40
Craig, Hawk.....	1940-41, 42-43
Craig, Johnson.....	1930-31, 31-32, 32-33
Crain, W.C.....	1928-29, 29-30, 30-31
Crawford, Popeye.....	1945-46
Crawford, W.W.....	1928-29
Crocker, Michael.....	1999-00
Croft, Wayne.....	1972-73, 73-74, 74-75
Crosland, Ben.....	1953-54

D

Danko, Denny.....	1967-68
Davis, Dale.....	1987-88, 88-89, 89-90, 90-91
Davis, J.H.....	1930-31
Davis, J.W.....	1931-32, 32-33
Davis, Lyles.....	2015-16, 16-17, 17-18
Davis, Murray.....	1943-44
DeLoache, Billy.....	1952-53
Demonsthenes, Harry.....	1945-46
Demsey, Dave.....	1966-67, 67-68
DeVoe, Gabe.....	2014-15, 15-16, 16-17, 17-18
Dickerson, Marvin.....	1975-76, 76-77, 77-78, 78-79
Dillard, Bill.....	1932-33, 33-34, 34-35
Djambo, Ibrahim.....	2013-14
Djitte, Sidy.....	2013-14, 14-15, 15-16, 16-17
Dodson, W.P.....	1932-33, 33-34, 34-35
Dodds, Chris.....	1979-80, 80-81, 81-82
Donnal, Mark.....	2017-18
Douglas, Jermel.....	1998-99, 00-01, 01-02, 02-03
Doyle, George.....	1945-46

E

Eckard, Curt.....	1966-67, 67-68, 68-69
Eppley, Mike.....	1981-82, 82-83, 83-84
Eskew, H.L.....	1927-28

F

Faer, Mike.....	1967-68, 68-69
Fields, Carson.....	2011-12, 12-13, 13-14
Fields, Isaac.....	2016-17, 17-18
Filer, Adonis.....	2012-13, 13-14
Flathman, Gene.....	1937-38, 38-39
Ford, Sharrod.....	2001-02, 02-03, 03-04, 04-05
Forrest, Derrick.....	1988-89, 89-90
Foster, Dickie.....	1968-69, 69-70, 70-71
Francisco, Mel.....	1971-72
Franken, John.....	1974-75, 75-76, 76-77
Freeman, Eddis.....	1943-44, 44-45, 45-46, 46-47
Freeman, Kyle.....	1993-94
Freeny, S.W.....	1942-43
Fuzy, Bob.....	1979-80

G

Gage, Charlie.....	1951-52, 52-53, 53-54
Gardner, Geoff.....	1994-95
Gardner, Ken.....	1964-65, 65-66, 66-67
Garner, Patrick.....	1995-96
Gibbons, Walt.....	1957-58, 58-59, 59-60
Gibson, J.D.....	1928-29, 29-30, 30-31
Gillespie, Frank.....	1946-47, 47-48, 48-49
Gillespie, L.T.....	1942-43
Gilliam, Fred.....	1979-80, 80-81, 81-82, 82-83
Gilmore, Chucky.....	1998-99, 99-00
Goldfarb, Alan.....	1967-68
Graham, G.D.....	1944-45
Graham, Harlan.....	1984-85
Graham, Whitey.....	1939-40, 40-41, 41-42
Grant, Harvey.....	1984-85
Grant, Horace.....	1983-84, 84-85, 85-86, 86-87
Grant, Jerai.....	2007-08, 08-09, 09-10, 10-11
Grantham, Donte.....	2014-15, 15-16, 16-17, 17-18
Gray, Devin.....	1991-92, 92-93, 93-94, 94-95
Green, J.W.....	1943-44
Gregg, Van.....	1972-73, 73-74, 74-75

H

Hall, Richard.....	1961-62, 63-64
Hall, Rod.....	2011-12, 12-13, 13-14, 14-15
Hamilton, Vernon.....	2003-04, 04-05, 05-06, 06-07
Hamilton, Vincent.....	1980-81, 81-82, 83-84, 84-85
Hammonds, Cliff.....	2004-05, 05-06, 06-07, 07-08
Harder, Bill.....	1994-95, 95-96, 96-97
Harman, Bruce.....	1973-74, 74-75, 75-76
Harris, Steve.....	1990-91, 1991-92
Harrison, Damarcus.....	2012-13, 13-14, 14-15
Haugk, Doug.....	1948-49, 49-50, 50-51

Hawkins, Bo.....	1970-71, 71-72
Helms, Gary.....	1963-64, 64-65, 65-66
Henderson, Ray.....	1999-00, 00-01, 01-02, 02-03
Hendrix, F.E.....	1943-44
Hendrix, Jermere.....	2001-02
Hewitt, Batson.....	1927-28, 28-29, 29-30
Hicks, J.C.....	1950-51, 51-52, 52-53
Hill, Donte.....	2009-10
Hill, Frank.....	1941-42, 42-43
Hines, Kevin.....	1991-92, 92-93
Hobbs, Chris.....	2000-01, 01-02, 02-03, 03-04
Hoffman, Doug.....	1956-57, 57-58, 58-59
Hoishouser, W.A.....	1946-47, 47-48, 48-49, 49-50
Holstein, Jeff.....	1985-86, 86-87
Holt, Walker.....	1999-00, 00-01, 01-02, 02-03
Hotzshuh, Bruce.....	1953-54, 54-55, 55-56
Holzshu, Paul.....	1968-69, 69-70
Hoover, Al.....	1976-77
Howell, Jimmy.....	1974-75, 75-76, 76-77, 77-78
Howling, Kirkland.....	1988-89, 89-90
Hudson, Jimmy.....	2003-04, 04-05
Hudson, Ty.....	2015-16, 16-17
Hunt, Rick.....	1972-73

I

Iturbe, Iker.....	1994-95, 96-97, 97-98
-------------------	-----------------------

J

Jackson, Wistar.....	1936-37, 38-39
Jamison, Harold.....	1995-96, 96-97, 97-98, 98-99
Jarman, Murray.....	1982-83, 83-84
Jenkins, Anthony.....	1982-83, 83-84, 85-86, 86-87
Jennings, Milton.....	2009-10, 10-11, 11-12, 12-13
Jenrette, Jeff.....	1987-88
Johnson, Danny.....	1994-95, 95-96
Johnson, Derrick.....	1975-76, 76-77, 77-78, 78-79
Johnson, Noel.....	2009-10
Jones, Bob.....	1927-28, 28-29, 29-30
Jones, LeDarion.....	1995-96, 96-97
Jones, Raymond.....	1980-81, 82-83, 83-84, 84-85
Jones, Ricky.....	1987-88, 88-89, 89-90, 90-91
Jones, Tripp.....	1966-67, 67-68, 68-69
Jordan, Harold.....	1947-48
Jurkunas, Andrius.....	1995-96, 96-97, 98-99, 99-00

K

Keelin, Wayne.....	1947-48
Kelada, George.....	1991-92
Kelly, Andy.....	1992-93, 94-95
Key, Marvin.....	1981-82
Kincaid, Tim.....	1986-87, 87-88, 88-89
Kitchens, Ed.....	1935-36, 36-37, 37-38
Krajack, Eddie.....	1958-59, 59-60, 60-61
Krajack, George.....	1957-58, 58-59, 59-60

L

Lambrakos, Pete.....	1941-42, 42-43, 43-44
Lancaster, Stan.....	1938-39, 39-40, 40-41
Landers, Bill.....	1954-55
Lastinger, Shawn.....	1989-90, 90-91
Latin, Greg.....	1969-70
Leshock, Jim.....	1961-62
Lester, J.E.....	1927-28, 28-29, 29-30
Lewis, Jim.....	1957-58, 58-59
Logue, Todd.....	1991-92
Long, Jack.....	1946-47

M

Magee, Watson.....	1936-37, 37-38
Mahaffey, Donnie.....	1961-62, 62-63, 63-64
Mahaffey, Randy.....	1964-65, 65-66, 66-67
Mahaffey, Richie.....	1966-67, 67-68, 68-69, 69-70
Mahaffey, Tommy.....	1959-60, 60-61, 61-62
Marshall, Grayson.....	1984-85, 85-86, 86-87, 87-88
Martin, Bud.....	1970-71, 71-72, 72-73
Martin, Bruce.....	1991-92, 92-93, 93-94, 94-95
Mason, Jimmy.....	1990-91
Mathis, Troy.....	2005-06
Maxwell, Earle.....	1958-59, 60-61
Mays, James.....	2004-05, 05-06, 06-07, 07-08
McCants, Glen.....	1982-83, 83-84, 84-85, 85-86
McCullough, Tom.....	1950-51, 51-52, 52-53
McDaniels, K.J.....	2011-12, 12-13, 13-14
McFadden, Banks.....	1937-38, 38-39, 39-40
McGlone, Tom.....	1927-28
McGillan, Riley.....	2014-15, 15-16, 16-17
McGraw, John.....	1950-51, 51-52, 52-53
McIlwain, Tom.....	1942-43
McIntyre, Terrell.....	1995-96, 96-97, 97-98, 98-99



ALL-TIME LETTERMEN

McKinstry, Rick	1979-80
McKnight, Jamar	2000-01, 01-02
Michael, Chris	1982-83, 83-84, 84-85, 85-86
Middleton, Larry	1985-86, 86-87
Milasnovich, Nick	1961-62, 62-63, 63-64
Milford, Lee	1941-42
Miller, Danny	1971-72
Miller, Johnny	1997-98, 98-99
Mitchell, Rod	1987-88, 88-89
Mitchell, Shelton	2016-17, 17-18
Moise, Bob	1940-41, 41-42, 42-43
Moncrief, Eddie	1955-56, 56-57, 57-58
Mooneyhan, Jack	1943-44
Moore, Cheyenne	2004-05
Moore, O.C.	1943-44
Moorer, Sonny	1950-51, 51-52, 52-53
Mooreman, Bob	1937-38, 38-39, 39-40
Morgan, Doc	1953-54, 54-55, 55-56
Morgan, Woody	1961-62, 62-63, 63-64
Morris, Byron	1992-93, 93-94
Morris, Matt	2004-05, 05-06, 06-07, 07-08
Murray, Joe	1950-51, 51-52, 52-53

N

Nagys, Tomas	1999-00, 00-01, 01-02, 02-03
Nance, Larry	1977-78, 78-79, 79-80, 80-81
Narcisse, Bryan	2008-09, 09-10, 10-11, 11-12
Narvin, Chuck	1961-62, 62-63
Neel, Jack	1947-48, 48-49, 49-50, 50-51
Newman, Aubrey	1920-21
Newman, Carter	1924-25, 25-26, 26-27
Nnoko, Landry	2012-13, 13-14, 14-15, 15-16

O

O'Dell, J.B.	1927-28, 28-29
Odle, Danny	1971-72
Oglesby, Terrence	2007-08, 08-09
Oliver II, Anthony	2017-18

P

Parker, Boyd	1944-45
Patterson, Choppy	1959-60, 60-61, 62-63
Patterson, Marty	1973-74, 74-75
Paul, Tyrone	1990-91
Pennington, Clyde	1934-35, 35-36
Perry, Sam	2004-05, 05-06, 06-07, 07-08
Petrukonis, Karolis	2006-07, 07-08, 08-09, 09-10
Poole, Chris	2006-07
Poole, David	1978-79
Potter, David	2006-07, 07-08, 08-09, 09-10
Powell, J.D.	1998-99, 99-00
Powell, Julius	2005-06, 06-07
Privette, Manning	1961-62, 62-63, 63-64
Pruitt, June	1945-46, 46-47, 47-48, 48-49
Pryor, Jerry	1985-86, 86-87, 87-88, 88-89

Q

Quinn, Dewey	1945-46, 46-47
--------------------	----------------

R

Ragland, Rayfield	1993-94, 94-95
Reed, Marcquise	2016-17, 17-18
Reisinger, Jeff	1972-73, 73-74
Reynolds, Jim	1945-46, 48-49, 49-50
Rice, C.W.	1935-36
Rice, Lamar	2003-04
Richardson, Ron	1949-50, 50-51, 51-52
Richie, Lou	1992-93, 93-94
Riddle, Furman	1946-47
Riddle, Leonard	1943-44, 46-47, 47-48, 48-49
Riley, Stick	1941-42, 42-43
Riser, Billy	1953-54, 54-55, 55-56
Rivers, K.C.	2005-06, 06-07, 07-08, 08-09
Robertin, Legend	2015-16
Robinson, Marvin	1950-51, 51-52, 52-53
Robinson, Shawan	2002-03, 03-04, 04-05, 05-06
Rogers, Charlie	1973-74, 74-75, 75-76
Rollins, Tree	1973-74, 74-75, 75-76, 76-77
Rome, Stan	1974-75, 75-76, 76-77, 77-78
Rooks, Patrick	2014-15
Roper, Jordan	2012-13, 13-14, 14-15, 15-16
Ross, Bill	1978-79, 79-80, 80-81, 81-82
Ross, Jack	1969-70, 70-71
Ryan, Barry	1951-52, 52-53, 53-54, 54-55

S

Sapp, Patrick	1994-95
Sapp, T.J.	2011-12
Scott, Edward	1999-00, 00-01, 01-02, 02-03
Scott, Ihsan	1994-95
Sears, Walt	1941-42, 42-43
Seay, Gene	1955-56, 56-57
Seitz, Larry	1960-61, 61-62, 62-63
Shaffer, David	1981-82, 82-83, 83-84
Shample, Dutch	1957-58, 58-59, 59-60
Sharp, Frank	1943-44

Shay, Beau	2001-02, 02-03, 03-04
Shealy, Don	1954-55
Shook, Buddy	1953-54, 54-55
Shore, Harry	1933-34
Shuler, N.P.	1932-33, 33-34
Shyatt, Geoff	2002-03
Shyatt, Jeremy	1999-00
Simms, Aamir	2017-18
Simons, T.J.	1931-32, 32-33, 33-34
Skara, David	2017-18
Smith, Anthony	1991-92
Smith, Josh	2012-13, 13-14, 14-15, 15-16
Smith, Romaine	1929-30, 30-31, 31-32
Smith, Tanner	2008-09, 09-10, 10-11, 11-12
Smith, Tommy	1953-54, 54-55, 55-56
Snee, Johnny	1948-49, 49-50, 50-51, 51-52
Solomon, Will	1998-99, 99-00, 00-01
Spearman, M.W.	1933-34, 34-35, 35-36
Spencer, Scott	2016-17, 17-18
Spendler, George	1949-50, 50-51
Stanton, Cory	2010-11
Stitt, Demontez	2007-08, 08-09, 09-10, 10-11
Stockman, Tony	2000-01, 01-02
Stone, Rock	1954-55
Suit, Terrell	1971-72, 72-73, 73-74
Sullivan, Bernard	2011-12, 2012-13
Sutherland, Jim	1964-65, 65-66, 66-67
Swails, Alex	1933-34, 34-35
Swails, Jack	1967-68
Sykes, Raymond	2005-06, 06-07, 07-08, 08-09

T

Tabb, Michael	1994-95
Tait, Michael	1985-86, 86-87
Thomas, Dave	1968-69, 69-70, 70-71
Thomas, Dick	1967-68
Thomas, Doodle	1928-29, 29-30
Thomas, Elijah	2016-17, 17-18
Tomera, Frank	1992-93, 93-94
Townsend, Bunny	1947-48, 48-49, 49-50, 50-51
Trapp, Clyde	2017-18
Tyler, A.J.	2006-07
Tyler, M.D.	1944-45
Tyson, Sean	1987-88, 89-90, 90-91

W

Walker, Keith	1978-79, 80-81
Wall, H. M.	1934-35
Wallace, Corey	1991-92, 92-93, 93-94
Wallace, Dave	1960-61
Wallace, Warren	1982-83, 83-84
Ward, Joe	1981-82
Warren, Bill	1957-58, 58-59
Watts, Joey	1989-90, 1990-91
Weddell, Pete	1968-69, 69-70, 70-71
Wells, Ames	1951-52, 52-53, 53-54
Wells, Chubby	1976-77, 77-78, 78-79
Whitney, Chris	1991-92, 92-93
Whitt, Vincent	1996-97, 97-98, 98-99
Wideman, Tom	1995-96, 96-97, 97-98, 98-99
Wiggins, Mitchell	1979-80
White, James	1945-46
William, Malik	2017-18
Williams, Billy	1977-78, 78-79, 79-80
Williams, John	1970-71, 71-72
Williams, W.C.	1939-40
Wise, Skip	1974-75
Woni, Mohamed	1996-97, 97-98
Woodruff, Foggy	1927-28, 28-29, 29-30
Woodward, Henry	1932-33, 33-34, 34-35
Wright, Sharon	1991-92, 92-93, 93-94
Wyatt, Horace	1978-79, 79-80, 80-81, 81-82
Wyse, J. A.	1944-45

Y


Yanutola, Jesse	2005-06, 06-07, 07-08, 08-09
Yarborough, Bill	1952-53, 53-54, 54-55, 55-56, 56-57
Yates, Ronnie	1968-69, 69-70
Yeary, Dick	1955-56, 56-57
Yockel, Vince	1955-56, 56-57, 57-58
Young, Andre	2008-09, 09-10, 10-11, 11-12
Young, David	1988-89, 89-90, 90-91

Z

Zane, Stewart	1978-79
Zatezalo, Butch	1967-68, 68-69, 69-70

Note: Current players in bold.

**BUTCH ZATEZALO
WAS A THREE-YEAR
LETTERMAN FOR THE
TIGERS FROM 1968-70.**



ALL-TIME STARTING LINEUPS

1911-12

(4-0 Overall)

G D.E. Hydrick, Fr., 4, 0.5 PPG
G Johnny Kangeter, Jr., 4, 1.5 PPG
C James Erwin, Jr., 4, 31.0 PPG
F John Erwin, So., 4, 17.0 PPG
F Andrew Evans, Jr., 3, 3.3 PPG
Note: James Erwin scored a school record 58 points vs. Butler Guards in the second game of a doubleheader with Furman on Feb. 9, 1912.

1912-13

(9-5 Overall)

G Johnny Kangeter, Sr., 13, 0.5 PPG
G Caughman, 14, 4.6 PPG
C James Erwin, Sr., 11, 17.6 PPG
F John Erwin, Jr., 14, 12.2 PPG
F Earle Provost, Sr., 11, 1.6 PPG

1913-14

(1-3 Overall)

G Walker, 2, 0.0 PPG
G Caughman, , 5, 6.8 PPG
C W.P. Logan, So., 4, 1.3 PPG
F John Erwin, Sr., 4, 16.3 PPG
F Robert Thornton, Jr., 3, 1.0 PPG
Note: John Erwin was a player/coach of the Tigers this season. He finished his career averaging double figures for three seasons.

1914-15

(3-5 Overall)

G N.M. Bull, So., 8, 6.4 PPG
G Clough Gee, Sr., 7, 1.6 PPG
C J.W. Stribling, Jr., 7, 2.4 PPG
F Robert Thornton, Sr., 8, 10.4 PPG
F John Glover, Sr., 7, 1.4 PPG

1915-16

(2-6-1 Overall)

G Carlos Harris, Jr.
G N.M. Bull, Jr.
C J.W. Stribling, Sr.
F Clarence Vincent, Sr.
F Edgar Young, Sr.
Note: J.W. Stribling scored 50 points vs. Erskine on Feb. 17.

1916-17

(8-2 Overall)

G Taliaferro Robertson, Sr., 8, 1.9 PPG
G Walter Colbert, Fr., 10, 5.4 PPG
C J.H. Garraux, Fr., 10, 9.0 PPG
F John Watkins, So., 10, 12.0 PPG
F Goode Bryan, Jr., 10, 9.6 PPG

1917-18

(3-2 Overall)

G Walter Colbert, So.
G Julian Robertson, Jr.
C Charles Ford, Jr.
F Goode Bryan, Sr.
F John Watkins, Jr.

1918-19

(3-1 Overall)

G Julian Robertson, Sr., 4, 13.5 PPG
G Oliver Going, Jr., 3, 1.5 PPG
C Charles Ford, Sr., 3, 2.7 PPG
F J.R. Schenck, So., 4, 6.5 PPG
F Joseph Black, Jr., 3, 5.0 PPG

1919-20

(8-6 Overall)

G A.P. Coles, So.
G Oliver Going, Sr.
C Walter Colbert, Jr.
F J.R. Schenck, Jr.
F Joseph Black, Sr.

1920-21

(10-5 Overall)

G W.E. Hines, Sr.
G A.P. Coles, Jr.
C James Spearman, Sr.
F Walter Colbert, Sr.
F Julian Schilleletter, Jr.

1921-22

(8-13 Overall, 0-3 SoCon)

G Julian Schilleletter, Sr.
G Bill Dorn, Sr.
C R.F. Thornton, So.
F Elias Day, Jr.
F George Bryan, Jr.

1922-23

(11-6 Overall, 3-3 SoCon)

G Folsom Colbert, So., 17, 4.1 PPG
G Mills, 17, 1.5 PPG
C Joe Wertz, Jr., 7, 1.8 PPG
F Elias Day, Sr., 17, 12.3 PPG
F George Bryan, Sr., 17, 5.1 PPG
Top Sub: Charlton Garrison, Jr., 7, 0.2 PPG

1923-24

(2-17 Overall 0-6 SoCon)

G Folsom Colbert, Jr., 19, 1.4 PPG
G Vaughn, 16, 2.9 PPG
C Hagood, 13, 4.8 PPG
F Charlton Garrison, Sr., 16, 1.3 PPG
F Dotterer, 11, 1.7 PPG
Top Subs: Joe Wertz, Sr., 8, 2.5 PPG
Chandler, 7, 6.7 PPG

1924-25

(4-14 Overall, 3-2 SoCon)

G Folsom Colbert, Sr., 18, 3.5 PPG
G E.D. Palmer, Jr., 11, 0.5 PPG
C Wallace Roy, Jr., 18, 4.3 PPG
F Charles Johnson, Sr., 18, 4.8 PPG
F Carter Newman, So., 18, 7.2 PPG
Top Subs: Robert Bunch, Sr., 6, 0.7 PPG

1925-26

(4-17 Overall, 1-7 SoCon)

G H.L. Eskew, So., 19, 1.9 PPG
G E.D. Palmer, Sr., 14, 1.0 PPG
C Wallace Roy, Sr., 20, 5.9 PPG
F John Brock, Jr., 14, 4.2 PPG
F Carter Newman, Jr., 19, 6.5 PPG
Top Subs: Hendee, 6, 3.3 PPG

1926-27

(2-13 Overall, 1-7 SoCon)

G H.L. Eskew, Jr., 12, 4.3 PPG
G James O'Dell, So., 10, 2.2 PPG
C McGlone, 15, 1.7 PPG
F John Brock, Sr., 15, 6.9 PPG
F Carter Newman, Sr., 10, 3.7 PPG

1927-28

(9-14 Overall, 5-7 SoCon)

G Foggy Woodruff, 13, 1.2 PPG
G J.E. Lester, 20, 2.9 PPG
C McGlone, 22, 8.1 PPG
F Hewitt 18, 7.9 PPG
F H.L. Eskew, Sr., 15, 4.6 PPG
Top Subs: Bob Jones, So., 10, 0.7 PPG
Asbill, 6, 4.1 PPG

1928-29

(15-12 Overall, 6-4 SoCon)

G J.E. Lester, 27, 3.0 PPG
G Foggy Woodruff, 16, 1.0 PPG
C Ted Crane, 22, 6.3 PPG
F Doodle Thomas, 25, 6.6 PPG
F James O'Dell, Sr., 14, 5.3 PPG
Top Subs: Hewitt 6, 6.7 PPG
Bob Jones, Jr., 9, 2.2 PPG
Crawford, 10, 2.0 PPG

1929-30

(16-9 Overall, 8-4 SoCon)

G Foggy Woodruff
G Harold Clark, So.
C Ted Crane
F Doodle Thomas
F Bob Jones, Sr.

1930-31

(6-7 Overall, 3-5 SoCon)

G Romaine Smith, 13, 6.9 PPG
G Harold Clark, Jr., 13, 4.5 PPG
C Ted Crane, 13, 6.1 PPG
F J.D. Gibson, Jr., 13, 6.1 PPG
F J.H. Davis, Fr., 13, 4.5 PPG
Top Subs: Pat Calhoun, Jr., 6, 3.2 PPG
Johnson Craig, So., 7, 1.4 PPG

1931-32

(7-13 Overall, 2-9 SoCon)

G Harold Clark, Sr., 12, 3.9 PPG
G Pat Calhoun, Sr., 18, 4.9 PPG
C Ted Simons, So., 16, 6.6 PPG, SO
F Joe Sherman, So., 18, 6.6 PPG
F J.H. Davis, So., 10, 3.1 PPG
Top Subs: Wood, 7, 2.5 PPG
Johnson Craig, Jr., 9, 1.8 PPG
Note: Calhoun won the Clemson University Norris Medal.

1932-33

(10-9 Overall, 0-1 SoCon)

G Bill Dobson, So., 16, 5.3 PPG
G Henry Woodard, 18, 5.1 PPG
C Johnson Craig, Sr., 14, 5.3 PPG
F Bill Dillard, So., 16, 6.3 PPG
F Ted Simons, Jr., 13, 6.2 PPG
Top Subs: N.P. Shuler, 11, 2.0 PPG
J.H. Davis, 11, 1.6 PPG

1933-34

(7-12 Overall, 0-6 SoCon)

G N.P. Shuler, Sr., 13, 2.5 PPG
G Thomas Brown, So., 10, 2.1 PPG
C Ted Simons, Sr., 11, 4.5 PPG
F Bill Dobson, Jr., 15, 4.7 PPG
F Bill Dillard, Jr., 13, 5.5 PPG
Top Subs: Armstrong Swails, 7, 3.2 PPG
M.W. Spearman, 6, 2.8 PPG

1934-35

(15-3 Overall, 3-1 SoCon)

G Thomas Brown, Jr., 17, 2.1 PPG
G Henry Woodard, 15, 2.9 PPG
C Armstrong Swails, Sr., 18, 11.4 PPG
F Bill Dobson, Sr., 14, 2.7 PPG
F Bill Dillard, Sr., 17, 6.2 PPG
Top Subs: Clyde Pennington, Jr., 4, 5.6 PPG
M.W. Spearman, Jr., 4, 3.6 PPG

1935-36

(15-7 Overall, 5-5 SoCon)

G M.W. Spearman, Sr., 22, 6.5 PPG
G Thomas Brown, Sr., 21, 2.8 PPG
C William Bryce, Jr., 19, 6.1 PPG
F Clyde Pennington, Sr., 22, 10.2 PPG
F Ed Kitchens, So., 14, 4.3 PPG
Top Sub: Bobby Cheves, So., 12, 4.5 PPG

1936-37

(6-15 Overall, 2-7 SoCon)

G Jack Bryce, So., 20, 5.0 PPG
G Ed Kitchens, Jr., 19, 5.4 PPG
C William Bryce, Sr., 20, 7.0 PPG
F Bobby Cheves, Jr., 21, 7.4 PPG
F Watson Magee, So., 11, 2.2 PPG
Top Subs: Jackson, 2, 2.0 PPG
Miller, 5, 3.3 PPG

1937-38

(16-7 Overall, 9-4 SoCon)

G Ed Kitchens, Sr., 23, 7.7 PPG
G Jack Bryce, Jr., 23, 3.8 PPG
C Banks McFadden, So., 23, 13.3 PPG
F Watson Magee, Jr., 23, 4.1 PPG
F Bobby Cheves Sr., 23, 7.6 PPG
Top Subs: Gene Flathman, Jr., 23, 1.9 PPG
Bob Moorman, So., 19, 0.8 PPG
Doodle Thomas, Jr., 14, 0.7 PPG

1938-39

(16-8 Overall, 6-6 SoCon)

C Banks McFadden, Jr., 24, 11.8 PPG
G Stan Lancaster, So., 24, 6.0 PPG
G Bob Moorman, Jr., 24, 4.5 PPG
F Dude Buchanan, So.
F Jack Bryce, Sr., 24, 6.0 PPG
Top Subs: Thurston Bagnall Jr., 9, 1.2 PPG
Gene Flathman, Sr., 24, 2.9 PPG
Note: Won Southern Conference Tournament Championship.

1939-40

(9-12 Overall, 9-7 SoCon)

G Stan Lancaster, Jr., 21, 7.0 PPG
G Bob Moorman, Sr., 21, 4.1 PPG
C Banks McFadden, Sr., 16, 13.7 PPG
F Dude Buchanan, Jr.
F Barney Coyle, Jr., 20, 6.1 PPG
Top Subs: Thurston Bagnall, Sr., 12, 2.9 PPG
Whitey Graham, So., 9, 2.6 PPG

1940-41

(8-14 Overall, 7-8 SoCon)

G Stan Lancaster, Sr., 22, 7.0 PPG
G Whitey Graham, Jr., 18, 3.2 PPG
C Bill Chipley, So., 22, 5.9 PPG
F Dude Buchanan, Sr., 22, 11.1 PPG
F Marion Hawk Craig, So., 22, 12.7 PPG
Top Subs: Joe Blalock, So., 13, 5.2 PPG
Bob Moise, So., 20, 1.3 PPG
Russ Abbee, Sr., 15, 1.3 PPG

1941-42

(3-14 Overall, 2-10 SoCon)

G Lee Milford, Jr., 17, 2.8 PPG



ALL-TIME STARTING LINEUPS

G Walt Sears, Jr., 16, 6.1 PPG
C Bill Chipley Jr., 9, 5.7 PPG
F Whitey Graham, Sr., 16, 6.3 PPG
F Frank Hill, So., 17, 3.4 PPG
Top Subs: Marion Hawk Craig, Jr., 7.8 PPG
Pete Lambrakos, So., 17, 3.5 PPG
R.A. Riley, So., 15, 4.1 PPG

1942-43

(3-13 Overall, 0-10 SoCon)

G Walt Sears, Sr., 13, 5.2 PPG
G Bob Moise, Sr., 16, 3.0 PPG
C R.A. Riley, Jr., 16, 6.5 PPG
F Marion Hawk Craig, Sr., 13.1 PPG
F S.W. Freeny, Sr., 12, 2.8 PPG
Top Subs: Chip Clark, So., 11, 2.6 PPG
L.T. Gillespie, So., 11, 1.9 PPG
Frank Hill, Jr., 14, 1.9 PPG
Pete Lambrakos, Jr., 12, 3.3 PPG

1943-44

(1-10 Overall, 1-2 SoCon)

G Eddis Freeman, Fr., 11, 7.0 PPG
G Leonard Riddle, Fr., 11, 11.4 PPG
C Frank Sharp, Fr., 11, 7.2 PPG
F Bolick, R.A., So., 9, 1.3 PPG
F Murry Davis, So., 8, 2.0 PPG
Top Subs: H.W. Chappell, So., 11, 0.7 PPG
Kennedy, So., 5, 0.8 PPG
Pete Lambrakos, Sr., 6, 2.3 PPG

1944-45

(8-8 Overall, 3-5 SoCon)

G Bobby Boyd, So., 14, 7.1 PPG
G Eddis Freeman, So., 16, 11.1 PPG
C G.D. Graham, So., 15, 4.8 PPG
F M.D. Tyler, So., 16, 4.7 PPG
F J.A. Wyse, So., 16, 5.1 PPG
Top Subs: Boyd Parker, So., 14, 3.9 PPG
Poulos, So., 6, 4.8 PPG

1945-46

(9-11 Overall, 5-7 SoCon)

G Chuck Sarraatt, So., 10, 2.5 PPG
G Dewey Quinn, So., 20, 6.1 PPG
C George Doyle, So., 19, 7.2 PPG
F June Pruitt, Fr., 20, 12.3 PPG
F Jim Reynolds, So., 19, 8.7 PPG
Top Subs: Dwight Bell, Fr., 18, 2.4 PPG
Chip Clark, Sr., 17, 3.8 PPG
Eddis Freeman, Jr., 18, 3.9 PPG

1946-47

(7-13 Overall, 2-12 SoCon)

G Frank Gillespie, So., 20, 6.5 PPG
G Dewey Quinn, Jr., 20, 7.9 PPG
C W.A. Holshouser, Fr., 20, 8.6 PPG
F June Pruitt, So., 20, 10.4 PPG
F Furman Riddle, So., 19, 6.9 PPG
Top Subs: Leonard Riddle, So., 18, 5.4 PPG
Dwight Bell, So., 19, 1.2 PPG
Eddis Freeman, Sr., 16, 1.3 PPG

1947-48

(6-17 Overall, 3-14 SoCon)

G Frank Gillespie, Jr., 6.2 PPG
G Leonard Riddle, Jr., 11.5 PPG
C W.A. Holshouser, So., 23, 9.6 PPG
F Harold Jordan, Jr., 22, 7.0 PPG
F June Pruitt, Jr., 12.7 PPG
Top Subs: Wayne Keelin, So., 20, 5.1 PPG
Dwight Bell, Jr., 22, 3.3 PPG
Jack Neel, Fr., 20, 2.2 PPG

1948-49

(10-11 Overall, 6-9 SoCon)

G Leonard Riddle, Sr., 10, 6.6 PPG
G Johnny Snee, Fr., 15, 7.2 PPG
C Dwight Bell, Sr., 15, 5.6 PPG
F Doug Haugk, So., 19, 10.9 PPG
F Jim Reynolds, Jr., 12, 10.5 PPG
Top Subs: Frank Gillespie Sr., 15, 5.3 PPG
W.A. Holshouser, Jr., 19, 4.6 PPG
June Pruitt, Sr., 16, 10.1 PPG

1949-50

(10-10 Overall, 8-8 SoCon)

G Johnny Snee, So., 20, 13.9 PPG
G George Spender, So., 19, 7.6 PPG
C Ron Richardson, So., 20, 6.8 PPG
F Doug Haugk, Jr., 18, 12.6 PPG
F Jim Reynolds, Sr., 20, 11.5 PPG
Top Subs: Julius Townsend, Jr., 20, 4.9 PPG
W.A. Holshouser, 19, 4.5 PPG

1950-51

(11-7 Overall, 9-4 SoCon)

G Sonny Moorer, So., 17, 6.9 PPG
G Johnny Snee, Jr., 18, 16.8 PPG
C John McGraw, So., 14, 8.7 PPG
F Doug Haugk, Sr., 18, 15.7 PPG
F Marvin Robinson, So., 18, 5.3 PPG
Top Sub: Ron Richardson, Jr., 18, 6.1 PPG

1951-52

(17-7 Overall, 11-4 SoCon)

G Sonny Moorer, Jr., 21, 5.8 PPG
G Johnny Snee, Sr., 24, 14.8 PPG
C Ron Richardson, Sr., 24, 11.5 PPG
F Tommy McCollough, Jr., 24, 9.5 PPG
F Marvin Robinson, Jr., 24, 11.1 PPG
Top Subs: Joe Murray, Jr., 21, 4.8 PPG
John McGraw, Jr., 24, 6.9 PPG

1952-53

(8-10 Overall)

G Sunny Moorer, 5-10, Sr., 18, 4.8, 3.9, .274, .655
G Joe Murray, 5-10, Sr., 17, 7.0, 4.9, .285, .673
C John McGraw, 6-6, Sr., 18, 13.8, 11.1, .366, .683
F Tom McCullough, 6-4, Sr., 18, 12.0, 10.9, .390, .470
F Marvin Robinson, 6-3, Sr., 17, 12.1, 10.4, .324, .585
Top Subs: Bill Yarborough, G, 6-1, Fr., 7.5 PPG, 1.5 RPG
Ames Wells, G, 5-8, Jr., 4.6 PPG, 1.4 RPG

ACC ERA STARTING LINEUPS

Note: Line on each player includes name, position, height, class, games started, points per game, rebounds per game, field goal percentage and free throw percentage. Number of games started is unavailable for some seasons.

1953-54

(5-18 Overall, 0-9 ACC)

G Ames Wells, 5-8, Sr., 17, 15.2, 3.0, .413, .664
G Bruce Holzschuh, 6-2, Jr., 17, 8.2, 5.0, .354, .563
C Charley Gage, 6-4, Sr., 17, 9.1, 11.3, .400, .614
F Barry Ryan, 6-1, Jr., 17, 9.6, 5.8, .331, .686
F Buddy Shook, 6-3, So., 13, 6.8, 6.7, .265, .558
Top Subs: Bill Yarborough, 6-0, So., 15.7 PPG, 2.2 RPG
Tommy Smith, 6-4, So., 4.5 PPG, 4.7 RPG

Note: Yarborough redshirted the season due to injury.

1954-55

(2-21 Overall, 0-14 ACC)

G Bill Yarborough, 6-0, So., 28.3, 3.6, .396, .793
G Bruce Holzschuh, 6-1, Sr., 9.8, 6.4, .334, .666
C Bill Riser, 6-7, Sr., 4.4, 8.6, .352, .583
F Rock Stone, 6-4, Jr., 5.5, 5.6, .339, .667
F Tommy Smith, 6-4, Jr., 10.3, 9.6, .417, .737

Note: Yarborough was fourth in the nation in scoring.

1955-56

(9-17 Overall, 1-13 ACC)

G Bill Yarborough, 6-0, Jr., 18.7, 4.0, .379, .728
G Tom Cameron, 6-2, So., 13.8, 2.3, .380, .636
C Gene Seay, 6-6, Jr., 12.6, 10.5, .418, .730
F Tommy Smith, 6-4, Sr., 6.4, 3.7, .496, .590
F Vince Yockel, 6-3, So., 20.9, 8.4, .441, .716
Top Subs: Ed Brinkley, C, 6-6, So., 6.9 PPG, 7.8 RPG
Dick Yeary, G, 6-0, So., 5.9 PPG, 1.8 RPG

Note: Team was ninth in the nation in scoring.

1956-57

(7-17 Overall, 3-11 ACC)

G Tom Cameron, 6-2, Jr., 19, 12.0, 2.3, .234, .728
G Bill Yarborough, 6-0, Sr., 13, 14.2, 2.5, .413, .797
C Ed Brinkley, 6-6, Jr., 22, 13.5, 7.4, .468, .778
F Vince Yockel, 6-3, Jr., 23, 19.8, 6.9, .418, .738
F Gene Seay, 6-6, Sr., 20, 9.9, 7.5, .399, .748
Top Subs: Doug Hoffman, G, 6-2, So., 5.5 PPG, 4.8 RPG
Notes: Team was ninth in the nation in free throw percentage ... team defeated No. 8 NC State 96-94 in overtime for Clemson's first-ever win over a ranked team.

1957-58

(8-16 Overall, 4-10 ACC)

G Ed Brinkley, 6-6, Sr., 24, 9.5, 5.9, .371, .769
G Doug Hoffman, 6-2, Jr., 24, 10.7, 6.0, .436, .568
C Walt Gibbons, 6-7, So., 11, 10.1, 6.3, .417, .820
F George Krajack, 6-3, So., 24, 11.2, 6.9, .457, .724
F Vince Yockel, 6-3, Sr., 24, 13.8, 3.8, .417, .774
Top Subs: Don Carver, F, 6-4, So., 5.7 PPG, 4.5 RPG
Dutch Shamble, G, 6-0, So., 4.5 PPG, 1.2 RPG

1958-59

(8-16 Overall, 5-9 ACC)

G Dutch Shamble, 6-3, Jr., 14, 5.0, 2.4, .277, .692
G George Krajack, 6-3, Jr., 23, 13.0, 6.4, .415, .704
C Walt Gibbons, 6-7, Jr., 12, 6.6, 5.2, .335, .738
F Don Carver, 6-4, Jr., 15, 9.1, 3.7, .397, .600

F Doug Hoffman, 6-2, Sr., 23, 10.8, 5.9, .346, .693
Top Subs: Ed Krajack, G, So., 6-3, 4.1 PPG, 2.2 RPG
Frank Clarke, C, Jr., 6-7, 1.7 PPG, 2.4 RPG

1959-60

(10-16 Overall, 4-10 ACC)

G Choppy Patterson, 6-0, So., 26, 16.4, 5.0, .376, .812
G Ed Krajack, 6-4, Jr., 26, 8.8, 4.4, .429, .722
C Tom Mahaffey, 6-7, So., 24, 7.5, 7.5, .465, .662
F George Krajack, 6-3, Sr., 26, 13.0, 6.3, .368, .649
F Walt Gibbons, 6-7, Sr., 23, 8.0, 6.3, .352, .691
Top Subs: Don Carver, F, 6-4, Sr., 5.0 PPG
Dutch Shamble, G, 6-0, Sr., 3.3 PPG
Note: Patterson was 16th in the nation in free throw percentage.

1960-61

(10-16 Overall, 5-9 ACC)

G Choppy Patterson, 6-1, Jr., 26, 19.0, 3.5, .374, .844
G Ed Krajack, 6-4, Sr., 26, 10.2, 4.6, .398, .791
C Earle Maxwell, 6-7, Sr., 26, 13.8, 10.9, .430, .715
F Tommy Mahaffey, 6-7, Jr., 26, 13.1, 11.3, .434, .581
F Dave Wallace, 6-6, Jr., 15, 4.8, 7.5, .302, .632
Top Subs: Bob Benson, G, 6-2, Jr., 4.0 PPG
Larry Seitz, F, 6-4, So., 2.4 PPG, 1.9 RPG
Note: Patterson was eighth in the nation in free throw percentage.

1961-62

(12-15 Overall, 4-10 ACC)

G Jim Brennan, 6-2, So., 27, 17.1, 2.5, .429, .779
G Nick Milasnovich, 6-2, So., 23, 14.8, 3.1, .443, .774
C Donnie Mahaffey, 6-8, So., 20, 5.3, 6.8, .421, .627
F Woody Morgan, 6-7, So., 15, 6.1, 5.8, .409, .546
F Mike Bohonak, 6-2, So., 25, 5.6, 5.0, .379, .682
Top Subs: Tommy Mahaffey, F, 6-7, Sr., 8.0 PPG, 6.7 RPG
Gary Burnisky, F, 6-5, So., 6.4 PPG, 3.6 RPG
Note: Advanced to ACC Tournament Championship Game.

1962-63

(12-13 Overall, 5-9 ACC)

G Jim Brennan, 6-3, Jr., 22, 16.6, 3.8, .415, .828
G Choppy Patterson, 6-0, Sr., 18, 8.8, 2.3, .382, .698
C Donnie Mahaffey, 6-8, Jr., 25, 10.6, 10.7, .465, .615
F Gary Burnisky, 6-6, Jr., 19, 8.6, 4.6, .447, .800
F Woody Morgan, 6-7, Jr., 24, 5.5, 7.3, .367, .508
Top Subs: Nick Milasnovich, G, 6-1, Jr., 8.0 PPG, 2.2 RPG
Mike Bohonak, F, 6-2, Jr., 6.3 PPG, 3.9 RPG
Note: Brennan was 20th nationally in free throw percentage.

1963-64

(13-12 Overall, 8-6 ACC)

G Jim Brennan, 6-3, Sr., 24, 18.3, 4.3, .429, .832
G Nick Milasnovich, 6-2, Sr., 18, 7.6, 1.9, .404, .644
C Donnie Mahaffey, 6-8, Sr., 24, 9.3, 8.9, .486, .496
F Mike Bohonak, 6-2, Sr., 19, 7.3, 5.4, .395, .667
F Gary Burnisky, 6-5, Sr., 25, 14.4, 7.8, .456, .898
Top Subs: Woody Morgan, F, 6-7, Sr., 5.3 PPG, 5.2 RPG
Garry Helms, F, 6-4, So., 3.5 PPG, 0.9 RPG

1964-65

(8-15 Overall, 4-10 ACC)

G Jim Sutherland, 6-5, So., 22, 16.3, .457, .783
G Buddy Benedict, 5-8, Jr., 22, 8.4, 3.2, .418, .605
C Randy Mahaffey, 6-7, So., 23, 17.3, 9.7, .498, .697
F Garry Helms, 6-4, Jr., 20, 11.2, 4.4, .446, .700
F Hank Channell, 6-5, So., 13, 8.2, 4.4, .493, .537
Top Subs: Ken Gardner, F, 6-5, So., 4.5 PPG, 2.8 RPG
Joe Ayoub, G, 6-0, So., 3.9 PPG, 2.0 RPG

1965-66

(15-10 Overall, 8-6 ACC)

G Buddy Benedict, 5-8, Sr., 21, 6.3, 2.0, .377, .650
G Jim Sutherland, 6-5, Jr., 24, 16.7, 5.2, .428, .850
C Randy Mahaffey, 6-7, Jr., 25, 14.2, 10.2, .438, .699
F Garry Helms, 6-4, Sr., 25, 19.2, 4.2, .515, .765
F Ken Gardner, 6-5, Jr., 18, 12.2, 8.7, .531, .720
Top Subs: Hank Channell, F, 6-5, Jr., 4.3 PPG, 3.3 RPG
Walt Ayers, F, 6-5, Jr., 3.4 PPG, 3.2 RPG
Note: Sutherland ranked 14th in the nation in free throw percentage.

1966-67

(17-8 Overall, 9-5 ACC)

G Jim Sutherland, 6-5, Sr., 25, 18.8, 4.8, .435, .897
G Joe Ayoub, 6-0, Sr., 25, 6.6, 4.4, .407, .742
C Randy Mahaffey, 6-7, Sr., 25, 16.8, 9.0, .508, .641
F Ken Gardner, 6-6, Sr., 24, 13.1, 7.2, .498, .780
F Richie Mahaffey, 6-7, So., 23, 10.2, 7.8, .455, .628
Top Subs: Walt Ayers, F, 6-5, Sr., F, 4.8 PPG
Hank Channell, F, 6-5, Sr., 3.1 PPG
Notes: Sutherland ranked fourth in the NCAA in free throw percentage ... beat all four ACC North Carolina schools in one week.

1967-68

(4-20 Overall, 3-11 ACC)

G Butch Zatezalo, 5-11, So., 24, 23.0, 2.6, .367, .821

ALL-TIME STARTING LINEUPS

G Dick Thomas, 6-3, Jr., 21, 7.6, 3.0, .406, .622
 C Richie Mahaffey, 6-7, Jr., 24, 16.6, 11.5, .452, .660
 F Trip Jones, 6-5, Jr., 22, 9.9, 9.6, .467, .691
 F Dave Demsey, 6-4, Sr., 13, 3.9, 3.0, .324, .513
Top Subs: Curt Eckard, 6-5, Jr., 5.7 PPG
 Denny Danko, 6-3, Jr., 3.1 PPG

1968-69

(6-19 Overall, 2-12 ACC)

G Butch Zatezalo, 5-11, Jr., 25, 25.8, 3.6, .424, .825
 G Dave Thomas, 6-1, So., 24, 10.3, 2.4, .439, .686
 C Curt Eckard, 6-5, Sr., 16, 6.4, 4.1, .472, .552
 F Ronnie Yates, 6-4, Jr., 20, 12.4, 6.2, .432, .608
 F John Coakley, 6-2, So., 11, 4.9, 1.8, .311, .561
Top Subs: Richie Mahaffey, C, 6-7, Sr., 12.8 PPG
 Trip Jones, F, 6-5, Sr., 7.0 PPG

Notes: Zatezalo ranked 14th in the nation and first in the ACC in scoring ... Mahaffey was injured in 10th game and redshirted the season ... first year of Littlejohn Coliseum.

1969-70

(7-19 Overall, 2-12 ACC)

G Butch Zatezalo, 5-11, Sr., 26, 21.7, 2.2, .441, .817
 G Dave Thomas, 6-1, Jr., 26, 11.6, 2.9, .416, .621
 C Richie Mahaffey, 6-7, Sr., 15, 14.8, 9.1, .549, .571
 F Greg Latin, 6-7, Sr., 24, 12.9, 8.6, .430, .643
 F Dickie Foster, 6-6, Jr., 24, 8.0, 7.4, .518, .634
Top Subs: Ronnie Yates, F, 6-4, Sr., 10.6 PPG
 John Coakley, G, 6-2, Jr., 4.2 PPG

1970-71

(9-17 Overall, 3-11 ACC)

G Dave Thomas, 6-1, Sr., 26, 13.0, 3.3, .453, .733
 G Bo Hawkins, 5-10, Jr., 16, 3.6, 1.5, .354, .600
 C Dave Angel, 6-11, So., 24, 13.7, 6.9, .517, .661
 F Dickie Foster, 6-6, Sr., 26, 9.2, 6.9, .397, .544
 F Pete Weddell, 6-6, Sr., 10, 5.4, 3.1, .511, .651
Top Subs: Bud Martin, G, 6-1, Jr., 5.7 PPG
 John Coakley, G, 6-2, Sr., 4.8 PPG

1971-72

(10-16 Overall, 2-10 ACC)

G Terrell Suit, 6-0, So., 19, 11.2, 2.3, .407, .753
 G Bo Hawkins, 5-10, Sr., 16, 3.1, 1.5, .386, .583
 C Dave Angel, 6-11, Jr., 23, 13.9, 9.7, .450, .709
 F Denny Odle, 6-5, So., 24, 13.2, 6.6, .436, .696
 F Mike Browning, 6-7, Jr., 25, 11.9, 7.3, .446, .715
Top Subs: Bud Martin, G, 6-1, Jr., 6.4 PPG
 Jive Brown, G, 6-2, Jr., 3.9 PPG

1972-73

(12-14 Overall, 4-8 ACC)

G Van Gregg, 6-2, So., 21, 13.6, 3.3, .410, .773
 G Terrell Suit, 6-0, Jr., 14, 7.1, 1.9, .419, .788
 Bud Martin, 6-0, Sr., 14, 5.8, 2.0, .446, .842
 C Dave Angel, 6-11, Sr., 19, 8.8, 6.7, .484, .709
 F Mike Browning, 6-6, Sr., 13, 8.5, 4.9, .459, .594
 F Jeff Reisinger, 6-6, Jr., 26, 11.7, 6.6, .528, .782
Top Subs: Wayne Croft, C, 6-9, So., 4.8 PPG
 Jive Brown, G, 6-1, Sr., 4.7 PPG

1973-74

(14-12 Overall, 3-9 ACC)

G Van Gregg, 6-2, Jr., 26, 13.8, 3.2, .385, .790
 G Jo Jo Bethea, 6-1, Jr., 16, 3.3, 1.5, .321, .600
 C Tree Rollins, 7-1, Fr., 26, 12.4, 12.2, .543, .629
 F Wayne Croft, 6-9, Jr., 25, 11.2, 8.0, .480, .800
 F Jeff Reisinger, 6-6, Sr., 20, 9.4, 4.9, .472, .815
Top Subs: Terrell Suit, G, 6-0, Sr., 5.7 PPG
 Bruce Harman, G, 6-0, So., 3.7 PPG

1974-75

(17-11 Overall, 8-4 ACC)

G Skip Wise, 6-4, Fr., 20, 18.5, 3.1, .489, .754
 G Jo Jo Bethea, 6-1, Sr., 28, 6.4, 1.5, .533, .647
 C Tree Rollins, 7-1, So., 28, 13.0, 11.7, .497, .597
 F Wayne Croft, 6-9, Sr., 28, 7.7, 7.5, .428, .589
 F Stan Rome, 6-5, Fr., 22, 10.4, 4.7, .428, .676
Top Subs: Colon Abraham, F, 6-7, Fr., 7.1 PPG
 Van Gregg, G, 6-2, Sr., 6.6 PPG

Notes: Wise became the league's first first-team All-ACC choice as a freshman ... nine of the 11 losses were by five points or less ... beat three top-10 teams: Maryland (No. 3), North Carolina (No. 10), NC State (No. 4) ... advanced to NIT for first time ... ranked 19th in the nation in final UPI poll.

1975-76

(18-10 Overall, 5-7 ACC)

G Bruce Harman, 6-1, Sr., 25, 7.0, 1.1, .542, .515
 G John Franken, 6-1, Jr., 15, 4.2, 1.4, .390, .600
 C Tree Rollins, 7-1, Jr., 28, 13.7, 11.0, .543, .566
 F Colon Abraham, 6-7, So., 26, 9.4, 3.9, .523, .720
 F David Brown, 6-8, Jr., 20, 11.6, 6.0, .527, .798
Top Subs: Stan Rome, F, 6-4, So., 11.7 PPG
 Greg Coles, G, 6-0, Fr., 8.7 PPG

Notes: Beat No. 5 Wake Forest and No. 2 Maryland in back-to-back

road games ... team 10th in nation in field goal percentage.

1976-77

(22-6 Overall, 8-4 ACC)

G Derrick Johnson, 6-2, So., 23, 8.5, *6.0, .513, .887
 G John Franken, 6-1, Sr., 12, 4.6, 1.8, .413, .483
 C Tree Rollins, 7-1, Sr., 28, 14.1, 12.8, .580, .632
 F Stan Rome, 6-4, Jr., 27, 15.3, 3.3, .551, .617
 F David Brown, 6-8, Sr., 18, 7.1, 5.2, .448, .766
Top Subs: Colon Abraham, F, 6-7, Jr., 12.8 PPG
 Greg Coles, G, 6-0, So., 8.6 PPG

Notes: Beat No. 4 North Carolina and No. 4 Wake Forest ... Rollins ranked 12th in the nation and led the ACC in rebounding ... team was seventh in field goal percentage defense, second in scoring margin, and 14th in scoring ... reached No. 10 ranking at mid-season ... Rollins was a first-round pick of the Atlanta Hawks.

1977-78

(15-12 Overall, 3-9 ACC)

G Stan Rome, 6-5, Sr., 24, 12.7, 3.1, .448, .612
 G Derrick Johnson, 6-2, Jr., 25, 10.3, *5.1, .532, .838
 C Chubby Wells, 6-5, Jr., 22, 7.9, 4.9, .561, .667
 F Jimmy Howell, 6-7, Sr., 16, 8.7, 5.1, .541, .769
 F Colon Abraham, 6-7, Sr., 25, 10.7, 3.3, .527, .719
Top Subs: John Campbell, C, 6-10, So., 9.4 PPG, 7.2 RPG
 Greg Coles, G, 6-2, Jr., 8.8 PPG

Notes: Team ranked 13th nationally in field goal percentage; * - assist average

1978-79

(19-10 Overall, 5-7 ACC)

G Billy Williams, 6-3, Jr., 28, 13.2, 2.2, .527, .739
 G Bobby Conrad, 6-0, Jr., 17, 4.7, *3.5, .439, .806
 C John Campbell, 6-10, Jr., 11, 5.6, 4.6, .568, .593
 F Marvin Dickerson, 6-6, Sr., 28, 7.9, 4.9, .522, .635
 F Larry Nance, 6-10, So., 28, 11.1, 7.2, .519, .636
Top Subs: Derrick Johnson, G, 6-2, Sr., 7.9 PPG
 Horace Wyatt, F, 6-9, Fr., 5.9 PPG

Notes: Won Sun Bowl Tourney ... beat Kentucky at Kentucky, 68-67 in OT, in what was then the largest crowd ever for NIT game; * - assist average

1979-80

(23-9 Overall, 8-6 ACC)

G Billy Williams, 6-3, Sr., 32, 17.6, 3.3, .535, .748
 G Bobby Conrad, 6-2, Sr., 32, 7.8, *4.9, .500, .726
 C John Campbell, 6-10, Sr., 27, 10.9, 6.4, .580, .556
 F Larry Nance, 6-10, Jr., 32, 13.9, 8.1, .515, .598
 F Horace Wyatt, 6-10, So., 31, 8.0, 4.8, .481, .667
Top Subs: Fred Gilliam, F, 6-8, Fr., 6.6 PPG
 Chris Dodds, G, 6-0, So., 5.9 PPG
 Mitchell Wiggins, G, 6-4, So., 5.5 PPG

Notes: Reached Final Eight of NCAA Tournament ... defeated six top-20 teams, a school record ... beat No. 1 Duke before record crowd of 13,853 ... Williams was first-team All-ACC selection ... reached No. 10 rank in AP in mid-February ... team ranked 16th in the nation in scoring margin; * - assist average

1980-81

(20-11 Overall, 6-8 ACC)

G Chris Dodds, 6-0, Jr., 31, 11.5, *6.0, .529, .731
 G Vincent Hamilton, 6-4, Fr., 22, 8.8, 4.6, .536, .730
 C Bill Ross, 6-10, Jr., 20, 5.8, 3.9, .473, .548
 F Larry Nance, 6-10, Sr., 27, 15.9, 7.6, .575, .690
 F Fred Gilliam, 6-8, So., 24, 9.3, 3.9, .473, .851
Top Subs: Horace Wyatt, F, 6-10, Jr., 8.4 PPG
 Clarke Bynum, F, 6-7, Fr., 6.8 PPG

Notes: Lost in first round of the NIT ... Nance was a first-round pick of the Phoenix Suns ... Nance was a second-team All-ACC selection ... won Rainbow Classic, beat eventual NCAA champion Indiana ... beat No. 5 Wake Forest.

1981-82

(14-14 Overall, 4-10 ACC)

G Vincent Hamilton, 6-4, So., 28, 15.0, 4.8, .586, .806
 G Mike Eppley, 6-2, So., 15, 4.3, *4.2, .437, .750
 C Horace Wyatt, 6-10, Sr., 28, 11.0, 6.7, .601, .630
 F Fred Gilliam, 6-9, Jr., 26, 10.7, 5.3, .478, .829
 F David Shaffer, 6-7, Fr., 16, 6.5, 3.3, .483, .754
Top Subs: Bill Ross, C, 6-10, Sr., 5.6 PPG
 Clarke Bynum, F, 6-7, So., 5.4 PPG

Notes: Hamilton led the ACC in field goal percentage ... lost in first round of the NIT ... Raymond Jones received redshirt year ... team ranked 20th in the nation in free throw percentage ... Hamilton was a second-team All-ACC selection; * - assist average

1982-83

(11-20 Overall, 2-12 ACC)

G Mike Eppley, 6-2, Jr., 18, 5.7, *5.0, .463, .759
 G Warren Wallace, 6-2, Fr., 20, 7.5, 2.2, .467, .522
 C Raymond Jones, 6-8, So., 31, 11.5, 7.1, .482, .700
 F David Shaffer, 6-7, So., 25, 9.1, 4.9, .480, .709
 F Fred Gilliam, 6-8, Sr., 16, 8.8, 4.4, .456, .800

Top Subs: Marc Campbell, G, 6-2, Jr., 9.1 PPG
 Anthony Jenkins, F, 6-7, Fr., 8.4 PPG
 Chris Michael, F, 6-5, 7.5 PPG

Notes: Led the ACC in three-point field goal percentage ... Hamilton received redshirt year due to injury.

1983-84

(14-14 Overall, 3-11 ACC)

G Mike Eppley, 6-2, Sr., 11, 3.2, *3.3, .400, .818
 G Vincent Hamilton, 6-4, Jr., 24, 14.2, 5.4, .505, .671
 C Murray Jarman, 6-6, Sr., 27, 15.0, 5.5, .569, .738
 F Chris Michael, 6-5, So., 20, 7.5, 3.2, .461, .613
 F Raymond Jones, 6-8, Jr., 18, 7.0, 4.8, .483, .574
Top Subs: Anthony Jenkins, F, 6-7, So., 10.1 PPG
 Marc Campbell, G, 6-2, Sr., 7.1 PPG

Notes: David Shaffer started first seven games at point guard, but was injured and lost for the year ... Jarman was named second-team All-ACC Tournament ... won at No. 15 Duke ... team led the nation with 20.5 assists per game; * - assist average.

1984-85

(16-13 Overall, 5-9 ACC)

G Vincent Hamilton, 6-4, Sr., 28, 15.1, 6.9, .486, .803
 G Chris Michael, 6-5, Jr., 24, 8.8, 3.1, .398, .649
 C Glen McCants, 6-9, Jr., 20, 7.9, 6.0, .525, .640
 F Horace Grant, 6-9, So., 26, 11.3, 6.8, .555, .637
 F Glenn Corbit, 6-6, Jr., 25, 11.7, 3.2, .451, .685
Top Subs: Grayson Marshall, G, 6-2, Fr., 7.3 PPG, 6.6 APG
 Raymond Jones, C, 6-9, Sr., 6.8 PPG
 Harvey Grant, F, 6-10, Fr., 5.1 PPG

Notes: Advanced to NIT ... led the conference in rebounding ... McCants was injured in the 20th game and lost for the season ... beat three top-20 teams, No. 9 Georgia Tech, No. 11 North Carolina, and No. 20 Maryland ... team ranked 22nd nationally in rebound margin ... Marshall ranked 20th in the nation in assists.

1985-86

(19-15 Overall, 3-11 ACC)

G Grayson Marshall, 6-2, So., 31, 8.3, *7.4, .463, .701
 G Larry Middleton, 6-3, Jr., 22, 11.4, 3.7, .424, .750
 C Glen McCants, 6-9, Sr., 34, 9.2, 5.6, .533, .727
 F Glenn Corbit, 6-6, Sr., 17, 9.9, 3.0, .502, .620
 F Horace Grant, 6-10, Jr., 31, 16.4, 10.5, .584, .725
Top Subs: Jerry Pryor, F, 6-7, Fr., 6.5 PPG
 Anthony Jenkins, F, 6-7, Jr., 5.6 PPG

Notes: Grant ranked 10th in the nation, first in the ACC in rebounding ... Marshall tied for 13th in the nation in assists ... Grant ranked 27th nationally in field goal percentage ... team reached final eight of NIT ... handed Bradley its only regular season loss; * - assist average

1986-87

(25-6 Overall, 10-4 ACC)

G Grayson Marshall, 6-2, Jr., 26, 6.1, *7.4, .450, .740
 G Michael Tait, 6-2, Sr., 31, 12.9, 3.4, .517, .711
 C Horace Grant, 6-10, Sr., 28, 21.0, 9.6, .656, .708
 F Jerry Pryor, 6-7, So., 31, 12.2, 4.7, .574, .720
 F Anthony Jenkins, 6-7, Sr., 30, 9.1, 3.7, .459, .706
Top Subs: Elden Campbell, C, 6-10, Fr., 8.8 PPG
 Michael Brown, G, 6-4, Jr., 8.8 PPG
 Larry Middleton, G, 6-3, Sr., 8.0 PPG

Notes: Grant was named the ACC's MVP, Ellis was ACC Coach-of-the-Year, first-ever honors for the school ... team finished 13th in national AP poll, first Clemson team to be in final AP top 20 ... Grant second-team AP and third-team UPI All-American ... Ellis was named NABC District Coach-of-the-Year ... Grant was the first ACC player to win statistical triple crown (PPG, RPG, FG%) ... Grant ranked third in the nation in field goal percentage ... Tait ranked 10th in the nation in three-point percentage ... Campbell ranked 28th in blocked shots, Grant was 28th in rebounds ... Marshall tied for 15th in assists ... set school record for wins in a season and in ACC play ... team ranked fourth in the nation in scoring, 15th in three-point percentage ... seventh in three-point goals per game; * - assist average

1987-88

(14-15 Overall, 4-10 ACC)

G Grayson Marshall, 6-2, Jr., 27, 7.9, *6.3, .412, .768
 G Tim Kincaid, 6-3, So., 22, 10.3, *4.4, .497, .856
 C Elden Campbell, 6-10, So., 27, 18.8, 7.4, .629, .619
 F Dale Davis, 6-9, Fr., 21, 7.8, 7.7, .532, .506
 F Jerry Pryor, 6-7, Jr., 25, 12.0, 4.6, .593, .614
Top Subs: Donnell Bruce, G, 6-5, Fr., 6.7 PPG
 Ricky Jones, F, 6-7, Fr., 5.4 PPG

Notes: Campbell ranked first in the ACC and 10th in the nation in field goal percentage, first in the ACC and eighth in the nation in blocked shots ... Davis was the second freshman of the decade to finish among the top five rebounders in the ACC ... team led the ACC in field goal percentage defense ... team advanced to NIT ... Campbell ranked as the top field goal shooter and shot blocker among sophomores nationally; * - assist average



ALL-TIME STARTING LINEUPS

1988-89

(19-11 Overall, 7-7 ACC)

G Marion Cash, 6-3, 180, Jr., 19, 6.7, *5.6, .469, .611
G Derrick Forrest, 6-3, 175, Jr., 28, 12.5, 3.9, .457, .583
C Elden Campbell, 6-10, 215, Jr., 25, 17.5, 7.7, .550, .688
F Jerry Pryor, 6-7, 215, Sr., 22, 6.2, 5.1, .510, .571
F Ricky Jones, 6-7, 195, So., 16, 4.3, 1.5, .427, .760
Top Subs: Dale Davis, 6-9, 225, So., 14, 13.3, 8.9, .670, .646
Tim Kincaid, 6-3, 180, Jr., 15, 8.7, 2.1, .472, .773

Notes: Davis was third in the nation in field goal percentage and first in the ACC ... set the ACC's single-season field goal percentage mark (.670) ... Campbell was tied for ninth in the nation and first in the ACC in blocked shots ... Davis led the ACC in rebounding and field goal percentage ... team was ranked as high as 19th by Sporting News at midseason ... defeated No. 3 North Carolina and No. 9 Duke during the regular season ... Campbell was second-team All-ACC, Davis was third-team (AP) ... team advanced to final 32 of NCAA Tournament ... team led the ACC in blocked shots for second straight year; * - assist average

1989-90

(24-8 Overall, 10-4 ACC)

G Marion Cash, 6-3, 180, Sr., 34, 8.4, 2.9, .429, .651
G David Young, 6-5, 175, So., 27, 6.1, 1.7, .363, .658
C Elden Campbell, 6-11, 215, Sr., 30, 16.4, 8.0, .522, .599
F Dale Davis, 6-11, 230, Jr., 34, 15.3, 11.3, .625, .596
F Derrick Forrest, 6-3, 175, Sr., 8.2, 3.1, .482, .466
Top Subs: Sean Tyson, 6-7, 215, Jr., 8.5, 4.1, .550, .583
Ricky Jones, 6-7, 195, Jr., 3.8, 1.5, .505, .611
Kirkland Howling, 6-4, 180, Sr., 7.4, 2.0, .463, .708

Notes: Clemson won its first ever ACC regular season championship ... Davis led the conference in field goal percentage and rebounds for the second consecutive year, a first in conference history ... the team came back from a halftime deficit to gain victory on six different occasions ... first Clemson team to have two first-team All-ACC players (Davis and Campbell) ... Ellis named ACC Coach-of-the-Year ... ranked 17th in final AP and UPI polls ... 13th in USA Today ... set record for homecourt winning streak, advanced mark to 24 in a row ... led ACC in field goal percentage defense and blocked shots.

1990-91

(11-17 Overall, 2-12 ACC)

G Eric Burks, Fr., 6-3, 20, 9.0, 2.4, .428, .650
G David Young, Jr., 6-5, 14, 10.9, 3.1, .440, .833
C Dale Davis, Sr., 6-11, 28, 17.9, 12.1, .522, .580
F Ricky Jones, Sr., 6-7, 24, 10.7, 4.4, .547, .620
F Steve Harris, Fr., 6-4, 20, 4.5, 3.4, .370, .442
Top Subs: Colby Brown, Sr., 6-8, 200, 5.1, 3.1, .496, .708
Andre Bovain, Fr., 6-1, 170, 5.0, 2.7, .413, .500
Donnell Bruce, Sr., 6-5, 175, 4.3, 1.3, .409, .769

Notes: Davis finished the season ranked 10th in the nation in rebounding and 17th in blocked shots.

1991-92

(14-14 Overall, 4-12 ACC)

G Chris Whitney, Jr., 6-1, 27, 13.4, *5.8, .410, .767
G Andre Bovain, So., 6-1, 18, 9.4, 3.3, .455, .406
C Sharone Wright, Fr., 6-10, 23, 12.0, 8.1, .498, .563
F Steve Harris, So., 6-4, 19, 6.8, 3.6, .417, .571
F Corey Wallace, Jr., 6-7, 13, 7.6, 4.2, .538, .712
Top Subs: Devin Gray, Fr., 6-6, 12, 10.9, 5.1, .520, .430
Eric Burks, So., 6-1, 13, 7.1, 2.2, .504, .600
Kevin Hines, Jr., 6-7, 12, 6.2, 4.2, .483, .622

Notes: Wright finished the season ranked 31st in the nation in blocked shots ... Whitney was 30th in three-point goals per game ... team defeated No. 16 Florida State and No. 24 Georgia Tech ... team set an ACC record with 24 overtime points in win over Georgia Tech ... Wright led the ACC in blocked shots and offensive rebounds; * - assist average

1992-93

(17-13 Overall, 5-11 ACC)

G Chris Whitney, Sr., 6-0, 171, 29, 15.7, *6.4, .441, .802
G Andre Bovain, Jr., 6-1, 175, 16, 9.6, 4.9, .438, .592
C Sharone Wright, So., 6-10, 260, 29, 15.0, 10.5, .567, .669
F Jeff Brown, Jr., 6-3, 195, 16, 7.9, 2.6, .376, .704
F Devin Gray, So., 6-6, 230, 25, 16.7, 5.5, .530, .637
Top Subs: Kevin Hines, F, Sr., 6-7, 240, 10, 6.4, 3.3, .519, .690
Bruce Martin, G, So., 6-2, 175, 11, 4.7, 1.4, .354, .810
Wayne Buckingham, F/C, Jr., 6-8, 275, 6, 4.3, 2.9, .505, .459
Lou Richie, G, Jr., 5-9, 160, 3, 1.6, *2.4, .458, .500

Notes: Wright ranked second nationally in blocks per game and 20th in rebounds per game ... Whitney was 26th in three-point goals per game and 24th in assists per game ... Wright led the ACC in blocks and rebounds ... beat No. 12 Florida State, 87-75 in ACC Tourney, first win as lower seed in 31 years ... also beat No. 12 Wake Forest 76-74 and No. 22 Georgia Tech in Atlanta, 89-84 ... Cliff Ellis became Clemson's winningest coach with 92-82 win over NC State on 3-3-93 ... beat Auburn 84-72 in first round of the NIT ... led the ACC in steals per game ... Corey Wallace redshirted season due to shoulder injury; * - assist average



CHRIS WHITNEY WAS A TWO-YEAR STARTER FROM 1991-93 AT GUARD.

1993-94

(18-16 Overall, 6-10 ACC)

G Lou Richie, Sr., 5-9, 160, 29, 4.8, *5.5, .349, .667
G Andre Bovain, Sr., 6-1, 180, 29, 11.5, 4.1, .435, .628
C Sharone Wright, Jr., 6-11, 260, 33, 15.4, 10.6, .525, .644
F Jeff Brown, Sr., 6-3, 200, 19, 9.5, 3.2, .432, .787
F Wayne Buckingham, Sr., 6-8, 275, 15, 3.4, 3.3, .394, .636
Rayfield Ragland, Jr., 6-6, 215, 15, 5.8, 3.3, .462, .633
Top Subs: Devin Gray, F, Jr., 6-6, 230, 14, 14.4, 6.0, .572, .544
Corey Wallace, F, Sr., 6-6, 225, 6, 6.2, 2.9, .422, .727
Merl Code, G, Fr., 6-2, 170, 5, 4.1, *2.7, .333, .809

Notes: Sharone Wright was second-team All-ACC and Devin Gray was third-team All-ACC ... Bovain, Brown, and Richie were all honorable mention All-ACC ... Gray led the ACC in field goal percentage ... Wright was 19th in the nation in rebounding and 15th in blocks ... Wright led the ACC in offensive rebounds ... Wright was also chosen All-District by USBWA ... Cliff Ellis announced his resignation effective at end of the year on January 7 ... Clemson defeated No. 20 Oklahoma State at the Rainbow Classic, and No. 2 North Carolina on February 17 in Littlejohn Coliseum ... team advance to Final 8 of the NIT with wins over Southern Miss and West Virginia ... Rick Barnes named Clemson head coach on March 22 ... Devin Gray suffered a heart attack on April 4, 1994; * - assist average

1994-95

(15-13 Overall, 5-11 ACC)

G Merl Code, So., 6-2, 170, 28, 11.8, 3.8, .406, .814
G Bruce Martin, Gr., 6-2, 180, 28, 8.6, 1.4, .452, .875
G Iker Iturbe, Fr., 6-7, 230, 20, 6.5, 3.8, .466, .596
F Greg Buckner, Fr., 6-4, 190, 28, 12.0, 5.9, .526, .513
F Andy Kelly, Sr., 6-5, 195, 28, 5.1, 2.6, .380, .828
Top Subs: Bill Harder, G, So., 6-0, 175, 0, 8.0, 2.1, .464, .805
Rayfield Ragland, F, Sr., 6-5, 215, 1, 8.5, 5.4, .497, .600

Notes: Greg Buckner was Clemson's first-ever ACC Rookie-of-the-Year ... team led the ACC in fewest turnovers per game with 11.57, second-lowest figure in ACC history ... led the ACC and ranked ninth in the nation in scoring defense, allowing 62.5 points per game ... Merl Code became the fifth Tiger in history to accumulate at least 100 rebounds, 100 assists, and 50 steals in a season ... Buckner made school record 16 consecutive field goals in December ... team was ranked 18th in AP poll after 10-0 start, first ranking in five years ... sixth place ACC finish was program's best in five years ... Rick Barnes won his first 10 games, best start of any coach in Clemson history ... team won two of three games in North Carolina triangle, just the third time in school history ... swept Duke for first time in 18 years, including just the fourth win in history at Duke ... advanced to the NIT where the Tigers lost to eventual champion Virginia Tech.

1995-96

(18-11 Overall, 7-9 ACC)

G Terrell McIntyre, Fr., 5-8, 175, 21, 12.7, 2.8, .401, .792
G Greg Buckner, So., 6-4, 200, 29, 13.1, 5.1, .472, .672
C Tom Wideman, Fr., 6-10, 240, 29, 5.8, 5.2, .485, .562
F Tony Christie, Jr., 6-6, 215, 14, 8.0, 2.7, .435, .556
F Andrius Jurkunas, Fr., 6-9, 215, 26, 8.1, 4.7, .420, .615
Top Subs: Harold Jamison, F, Fr., 6-9, 238, 6, 7.6, 5.9, .519, .615

Merl Code, G, Jr., 6-2, 190, 11, 12.5, 3.6, .442, .897
Bill Harder, G, Jr., 6-2, 185, 9, 4.3, 2.1, .333, .720

Notes: Team advanced to the NCAA Tournament for the first time in six years ... ranked in AP top 25 six weeks in a row ... beat four top-25 teams, including No. 6 Wake Forest, 55-41 ... that is second-highest number of top-25 wins in a season ... beat North Carolina in the ACC Tournament 75-73 on a dunk by Greg Buckner with 0.6 seconds left ... first win over North Carolina in the ACC Tournament and the first time Clemson beat North Carolina in the state of North Carolina after 37 straight losses ... Buckner was named first-team All-ACC Tournament ... McIntyre was a first-team ACC All-Rookie selection ... only team in the nation that started four freshmen and advanced to NCAAs ... set single-season home attendance record with over 150,000 fans attending home games ... team ranked 12th in the nation in scoring defense ... Iker Iturbe received an injury redshirt.

1996-97

(23-10 Overall, 9-7 ACC)

G Terrell McIntyre, So., 5-9, 175, 33, 13.4, *4.4, .391, .797
G Merl Code, Sr., 6-2, 190, 33, 10.9, 2.5, .400, .807
C Harold Jamison, So., 6-8, 245, 22, 7.6, 5.7, .597, .567
F Greg Buckner, Jr., 6-4, 210, 33, 15.6, 4.5, .483, .708
F Tom Wideman, So., 6-10, 250, 21, 4.3, 5.2, .560, .606
Top Subs: Iker Iturbe, So., 6-7, 235, 20, 5.9, 4.0, .456, .439
Vincent Whitt, F, Fr., 6-6, 185, 0, 4.5, 3.0, .409, 3.0
Andrius Jurkunas, F, So., 6-9, 230, 3, 2.5, 1.7, .276, .630

Notes: Ranked as high as No. 2 in the AP poll on Jan. 20, Clemson's highest ranking ever ... finished the season ranked No. 8 in final USA Today poll, also the highest in Tiger history, while Clemson played the ninth-toughest schedule in the nation ... advanced to the Sweet 16, the first time Clemson had done so since 1990 and only the third time in history ... had five wins over ranked teams ... started season by upsetting No. 3 Kentucky (defending national champions); highest ranked non-conference victory in school history ... ranked in the top 20 in every poll, a first in Clemson history ... had a 12-game winning streak ... won its first five ACC games ... team won more games away from home than any other Tiger team in history ... set a single-season attendance record and recorded six sellouts ... also sold a record number of season tickets (7,433) ... took No. 1 seed Minnesota into double overtime in the Sweet 16 in San Antonio before falling 84-90 ... Sports Illustrated did a feature story on the Tiger basketball program for the first time in its 43 years ... Buckner and McIntyre were both named second-team All-ACC ... opened the season with 4,500 fans at the first-ever Midnight Madness in Littlejohn Coliseum; * - assist average

1997-98

(18-14 Overall, 7-9 ACC)

G Terrell McIntyre, Jr., 5-9, 175, 23, 13.9, *5.3, .427, .779
G Greg Buckner, Sr., 6-4, 210, 32, 16.3, 4.1, .537, .696
C Tom Wideman, Jr., 6-10, 250, 24, 4.4, 4.8, .533, .433
F Tony Christie, Jr., 6-6, 210, 25, 8.0, 1.8, .444, .454
F Iker Iturbe, Jr., 6-7, 235, 20, 5.8, 2.6, .471, .653
Top Subs: Harold Jamison, F, Jr., 6-8, 250, 12, 9.8, 7.3, .592, .481
Vincent Whitt, G, So., 6-6, 185, 6, 5.5, 2.8, .400, .652

ALL-TIME STARTING LINEUPS

Johnny Miller, G, Jr., 6-0, 180, 7, 4.3, *1.7, .298, .667
 Mohamed Woni, F, So., 6-9, 235, 1, 3.7, 2.8, .523, .658
 Adam Allenspach, C, Fr., 7-1, 235, 10, 2.1, 1.2, .436, .692

Notes: Began season ranked No. 5 in AP preseason poll, highest preseason ranking in school history ... defeated three top-25 teams, including No. 6 South Carolina ... fourth straight win over South Carolina ... set school record for total attendance and average ... chosen for NCAA Tournament, third straight year, a Clemson first ... Buckner was second-team All-ACC ... Buckner started record 122 consecutive games ... team defeated Florida State in Tallahassee, 78-49, largest ACC road victory margin in school history ... McIntyre was first-team All-ACC Tournament ... Wideman was named first-team Academic All-District ... Jamison led the ACC in offensive rebounding ... team faced fourth toughest schedule in nation; * - assist average

1998-99

(20-15 Overall, 5-11 ACC)

G Terrell McIntyre, Sr., 5-9, 182, 35, 17.9, *5.4, .436, .739
 G Johnny Miller, Sr., 6-0, 173, 18, 5.9, 4.1, .300, .545
 C Tom Wideman, Sr., 6-10, 250, 35, 7.4, 7.1, .519, .581
 F Harold Jamison, Sr., 6-8, 250, 35, 12.7, 9.9, .674, .521
 F Andrius Jurkunas, Jr., 6-9, 235, 24, 7.6, 3.8, .444, .695

Top Subs: Tony Christie, F, Sr., 6-6, 210, 11, 5.9, 2.2, .414, .500
 Adam Allenspach, C, So., 7-1, 257, 0, 4.8, 3.5, .536, .681
 Will Solomon, G, Fr., 6-2, 170, 6, 6.3, 1.5, .360, .621

Notes: Clemson finished the season ranked eighth in the nation in rebound margin, highest final ranking in that category in school history ... Jamison ranked 18th in the nation in rebounding, he would have led the nation in field goal percentage had he made one more field goal over the course of the entire season ... team advanced to championship of the NIT, losing to California by one point ... Clemson had the leading rebounder (Jamison) and leading scorer (McIntyre) in the ACC, first time since 1972-73 that the same team had different players as top scorer and rebounder ... McIntyre ended his career second in Clemson history in scoring and assists ... Jamison and McIntyre made NIT All-Tournament Team ... Wideman won ACC's Weaver-James-Corrigan award ... senior class finished with 79 wins, tied for second-most in school history ... Shyatt set school record for wins by a rookie head coach with 20; * - assist average

1999-00

(10-20 Overall, 4-12 ACC)

G Edward Scott, Fr., 6-0, 160, 21, 6.5, *3.3, .311, .750
 G Will Solomon, So., 6-1, 170, 30, 20.9, 4.1, .401, .684
 C Adam Allenspach, Jr., 7-1, 265, Jr., 29, 11.4, 7.1, .457, .740
 F Andrius Jurkunas, Sr., 6-9, 235, 25, 8.5, 5.1, .367, .641
 F Chucky Gilmore, So., 6-8, 265, 23, 3.7, 6.1, .387, .481

Top Subs: Pasha Bains, Fr., 6-3, 200, 4, 5.7, 1.7, .370, .778

Dustin Braddick, So., 6-5, 210, 4.9, 4.3, .425, .667
 Ray Henderson, Fr., 6-8, 255, 3.9, 3.8, .528, .538

Notes: Solomon led the ACC in scoring and ranked 16th in the nation with a 20.9 average ... Solomon made first-team All-ACC, first Tiger to make first team since 1990, first Clemson sophomore to do it in 30 years ... Solomon also made NABC All-District team ... Solomon improved his scoring average by 14.6 points, biggest one-season jump in ACC history ... Jurkunas finished career as Clemson's career leader in three-point goals by a forward ... season included victory over a No. 21 NC State team, and a win on the road at NC State ... defeated rival South Carolina for the sixth straight year ... victory total also included win over a Winthrop team that went to the NCAAAs; * - assist average

2000-01

(12-19 Overall, 2-14 ACC)

G Edward Scott, So., 6-0, 180, 30, 7.3, *4.2, .391, .821
 G Will Solomon, Jr., 6-1, 185, 28, 19.7, 2.9, .397, .788
 C Ray Henderson, So., 6-8, 250, 21, 5.4, 4.8, .535, .567
 F Chris Hobbs, Fr., 6-7, 250, 16, 7.3, 6.3, .566, .688
 F Dwon Clifton, Fr., 6-5, 190, 17, 3.9, 2.6, .375, .464

Top Subs: Tony Stockman, Fr. 6-1, 165, 6, 12.0, 1.9, .374, .836
 Adam Allenspach, Sr., 7-1, 265, 15, 7.7, 5.5, .453, .676
 Pasha Bains, So., 6-3, 205, 12, 4.9, 1.1, .447, .524

Notes: Team defeated No. 1 North Carolina 75-65 in February, Clemson's second win in history over nation's top ranked team ... North Carolina had 18-game winning streak entering the game ... Solomon second-team All-ACC ... Solomon set school record for consecutive double figure scoring games with 52 ... Solomon turned pro a year early and was a second-round pick of the Grizzlies ... Solomon also broke the school record for three-point goals per game in a season ... Stockman and Hobbs made ACC All-Rookie team ... Stockman led all ACC rookies in scoring, Hobbs led all ACC rookies in rebounding ... team set school record for three-point goals in a season with 248 ... team played 13 games against top-25 teams; * - assist average

2001-02

(13-17 Overall, 4-12 ACC)

G Edward Scott, 6-0, Jr., 30, 11.9, *7.9, .405, .674
 G Tony Stockman, 6-1, So., 27, 12.2, 2.5, .351, .686
 C Ray Henderson, 6-8, Jr., 30, 8.1, 8.8, .546, .629
 F Jamar McKnight, 6-5, Sr., 24, 12.5, 4.2, .461, .750
 F Chris Hobbs, 6-7, So., 30, 11.6, 6.1, .541, .623

Top Subs: Chey Christie, 6-4, Fr., 5.3 PPG
 Tomas Nagys, 6-10, Jr., 4.9 PPG, 4.5 RPG
 Sharrod Ford, 6-9, Fr., 4.5 PPG, 3.6 RPG, .606

Notes: Scott earned third-team All-ACC honors and was third in the nation in assists per game with 7.93, a school single season record ... Scott had 30 points and 16 assists in double

overtime win over Wake Forest, just the second player in ACC history to have 30 points and at least 15 assists in the same game (Kenny Anderson, Georgia Tech) ... team led the ACC in rebounding for first time since 1984-85 ... defeated two top-20 teams, a No. 5 Virginia team, by 16 points, and a No. 17 Wake Forest team in double overtime, 118-115, the highest scoring game in Clemson history for two teams combined; * - assist average

2002-03

(15-13 Overall, 5-11 ACC)

G Edward Scott, 6-0, Sr., 175, 28, 17.7, 3.7, .386, .739
 G Chey Christie, 6-4, So., 178, 27, 11.5, 2.9, .401, .692
 C Sharrod Ford, 6-9, So., 220, 27, 7.5, 6.8, .564, .458
 F Olu Babalola, 6-6, So., 255, 26, 7.6, 3.7, .423, .662
 F Chris Hobbs, 6-7, Jr., 260, 18, 6.3, 5.5, .508, .581

Top Subs: Ray Henderson, 6-8, Sr., 275, 10, 5.4, 4.8, .551, .660
 Tomas Nagys, 6-10, Sr., 250, 1, 6.6, 3.8, .500, .739
 Shawan Robinson, 6-2, Fr., 170, 0, 4.9, 1.2, .450, .733

Notes: Scott was named first-team All-ACC, first Clemson point guard in 43 years to be a first-team selection ... he finished the season third in the ACC in scoring and fifth in assists ... the senior also became the ninth player in ACC history to reach 1000 points, 500 assists and 400 rebounds ... team led ACC in fewest turnovers per game (13.46) ... Robinson made .475 of his three-point shots, third-best in Clemson history ... team won three straight ACC games from Feb. 15-22, longest streak in league play since 1996-97 ... opened the season with nine straight wins ... defeated Cincinnati in December, 58-51, Bearcats went on to NCAA Tournament.


2003-04

(10-18 Overall, 3-13 ACC)

G Vernon Hamilton, Fr., 6-0, 192, 17, 7.3, 3.7, .385, .524
 G Chey Christie, Jr., 6-4, 183, 26, 9.1, 2.7, .406, .679
 C Sharrod Ford, Jr., 6-9, 223, 28, 11.9, 7.2, .537, .629
 F Olu Babalola, Jr., 6-6, 242, 28, 9.0, 4.6, .355, .753
 F Chris Hobbs, Sr., 6-7, 260, 24, 7.7, 5.4, .497, .548

Top Subs: Shawan Robinson, So., 6-2, 183, 12, 10.8, 3.1, .426, .753
 Akin Akingbala, So., 6-9, 230, 4, 4.8, 4.6, .606, .500
 Lamar Rice, Jr., 6-7, 210, 0, 4.0, 2.6, .338, .471

Notes: Ford ranked second in the ACC and 21st in the nation in blocks per game ... team had two wins over top-15 teams, defeating No. 12 North Carolina and No. 15 NC State ... made 11-13 three-point goals in win over North Carolina for an .846 accuracy, best in Clemson history and sixth best single-game percentage in the history of college basketball ... defeated Boston College and East Tennessee State, giving the team four wins over teams that advanced to the NCAA Tournament ... played the fourth most difficult schedule in the nation (Sagarin) and the sixth most difficult (RPI) ... Akingbala and Robinson both made first-team Academic All-ACC.



TONY CHRISTIE PLAYED 115 GAMES OVER HIS CAREER FROM 1995-99, HELPING THE TIGERS TO THREE NCAA BIDS.



ALL-TIME STARTING LINEUPS

2004-05

(16-16 Overall, 5-11 ACC)

G Cliff Hammonds, Fr., 6-3, 175, 31, 10.6, 3.6, .432, .646
G Vernon Hamilton, So., 6-0, 190, 19, 6.8, 2.6, .425, .602
G Shawan Robinson, Jr., 6-2, 170, 17, 10.8, 2.9, .408, .837
C Sharrod Ford, Sr., 6-9, 230, 32, 14.9, 8.2, .512, .585
F Cheyenne Moore, Fr., 6-6, 190, 17, 6.6, 2.5, .363, .828

Top Subs: Olu Babalola, Sr., 6-6, 245, 11, 6.8, 3.7, .366, .705
James Mays, Fr., 6-9, 215, 8, 4.3, 3.4, .459, .438
Akin Akingbala, Jr., 6-9, 220, 13, 5.8, 4.1, .593, .520
Sam Perry, Fr., 6-5, 190, 12, 4.0, 2.7, .476, .475

Notes: Clemson advanced to postseason play for the first time since 1999 ... Ford earned third-team All-ACC honors and helped Clemson to a three-game sweep of Maryland ... also had game-winning dunk at the buzzer on senior night to lift Clemson to victory over Virginia Tech ... Tigers defeated South Carolina, 63-62, in overtime in Columbia ... Robinson and Hammonds were academic All-ACC ... Hammonds made the ACC All-Freshman team and was a four-time Rookie-of-the-Week honoree ... Clemson was the only school in the nation to rank in top 20 in both steals and blocks per game.

2005-06

(19-13 Overall, 7-9 ACC)

G Cliff Hammonds, So., 6-3, 197, 32, 10.1, 3.4, .402, .565
G Vernon Hamilton, Jr., 6-0, 195, 23, 12.0, 3.2, .447, .551
C Akin Akingbala, Sr., 6-9, 240, 32, 12.1, 8.2, .576, .556
F K.C. Rivers, Fr., 6-5, 210, 12, 7.1, 4.8, .377, .840
F Sam Perry, So., 6-5, 208, 22, 6.3, 3.0, .485, .645

Top Subs: Shawan Robinson, Sr., 6-2, 190, 11, 12.3, 2.2, .354, .913
James Mays, So., 6-9, 222, 11, 9.2, 7.6, .541, .525
Julius Powell, Fr., 6-7, 208, 11, 5.5, 2.7, .376, .615

Notes: Clemson advanced to postseason play for the second consecutive year, a first since 1997-99 ... Clemson led the ACC and was second nationally in steals per game ... the Tigers won their first eight-team tournament since 1980 by capturing the 2005 San Juan Shootout crown ... the team won seven ACC games, most since the 1997-98 season ... earned a sweep of Georgia Tech, a first since the 1996-97 season ... Hamilton earned ACC All-Defensive Team honors after becoming the first Tiger ever to lead the league in steals per game ... Hamilton set the school's career and single-season records for steals ... Robinson ranked third nationally in free throw shooting at 91.3 percent, which also led the ACC ... Robinson was named academic All-ACC for the fourth time.

2006-07

(25-11 Overall, 7-9 ACC)

G Cliff Hammonds, Jr., 6-3, 197, 36, 11.6, *4.1, .465, .644
G Vernon Hamilton, Sr., 6-0, 195, 36, 12.3, 3.1, .468, .490
C Trevor Booker, Fr., 6-7, 215, 36, 10.4, 6.4, .602, .615
F Sam Perry, Jr., 6-5, 208, 28, 3.6, 2.7, .432, .481
F James Mays, Jr., 6-9, 225, 34, 12.2, 6.4, .478, .550

Top Subs: K.C. Rivers, So., 6-5, 210, 14.0, 4.5, .462, .735
Julius Powell, So., 6-7, 208, 0, 2.6, 1.4, .286, .571

Notes: Clemson advanced to the championship game of the NIT for the second time in school history, falling to West Virginia 78-73 in the final ... team tied the school record for overall wins (25) and consecutive wins (17) ... Clemson was the nation's last remaining unbeaten ... the Tigers were ranked in the coaches' poll for eight weeks, with a high of No. 14 on Jan. 8 ... team went 18-1 against non-conference competition, which included six wins over schools from the Big East, Big Ten, and SEC ... Mays was second-team All-District and honorable mention All-ACC ... Rivers was named to NIT All-Tournament Team ... Hamilton concluded his career sixth in ACC history with 271 total steals ... three players, including Hammonds, were named Academic All-ACC; * - assist average.

2007-08

(24-10 Overall, 10-6 ACC)

G Cliff Hammonds, Sr., 6-3, 200, 34, 11.4, 4.1, .467, .459
G Demontez Stitt, Fr., 6-2, 170, 20, 8.8, *2.9, .408, .761
C Trevor Booker, So., 6-7, 240, 34, 11.0, 7.3, .555, .573
F K.C. Rivers, Jr., 6-5, 215, 33, 14.7, 6.3, .438, .677
F James Mays, Sr., 6-9, 230, 28, 10.7, 6.8, .483, .549

Top Subs: Terrence Oglesby, Fr., 6-2, 185, 0, 10.5, 1.8, .381, .851
Sam Perry, Sr., 6-5, 215, 14, 3.1, 2.3, .433, .667
David Potter, So., 6-6, 205, 0, 4.8, 2.1, .412, .733
Raymond Sykes, Jr., 6-9, 220, 6, 4.4, 2.4, .573, .500

Notes: Clemson advanced to NCAA Tournament for first time in 10 years ... also advanced to championship game of the ACC Tournament for only the second time in school history ... equaled highest number of ACC wins (10) in Clemson history ... finished the year with a No. 22 ranking in the AP poll, Clemson's first final ranking since the 1996-97 season ... defeated a top-10 Duke team in the semifinals of the ACC Tournament ... Rivers and Hammonds were named second and third-team All-ACC, respectively ... both were All-District as well ... Hammonds became first Clemson player named All-ACC on the court and in the classroom for the first time since 1967 ... Hammonds first-ever recipient of the Skip Prosser Award ... a record four players were named to the All-ACC Tournament teams, including first-team selections Booker and Rivers ... Clemson ranked in the top 20 nationally in both



AKIN AKINGBALA
AVERAGED 12.1 POINTS
AND 8.2 REBOUNDS
PER GAME AS A
SENIOR IN 2005-06.

blocks and steals per game; * - assist average.

2008-09

(23-9 Overall, 9-7 ACC)

G Demontez Stitt, So., 6-2, 175, 32, 8.7, *3.8, .413, .673
G Terrence Oglesby, So., 6-2, 190, 31, 13.2, 1.7, .375, .845
C Raymond Sykes, Sr., 6-9, 220, 31, 7.9, 5.1, .578, .557
F K.C. Rivers, Sr., 6-5, 215, 32, 14.2, 6.0, .449, .667
F Trevor Booker, Jr., 6-7, 240, 32, 15.3, 9.7, .571, .707

Top Subs: David Potter, Jr., 6-6, 205, 0, 4.9, 2.2, .380, .756
Jerai Grant, So., 6-8, 215, 1, 4.7, 3.2, .644, .647
Andre Young, Fr., 5-9, 160, 0, 4.4, *2.1, .377, .632
Tanner Smith, Fr., 6-5, 205, 0, 3.6, 1.8, .448, .667

Notes: Clemson posted 20 or more wins for the third straight season, a school record ... Tigers finished as No. 7 seed in the South Regional of the NCAA Tournament ... finished the season ranked No. 24 in AP poll ... improved winning percentage for the fifth straight season ... defeated No. 3 Duke by 27-point margin, largest ever for Clemson against a ranked opponent ... defeated seven ACC foes by double digits, a school record; Booker named second-team All-ACC, also named to All-ACC Defensive Team ... Booker led the ACC in field goal percentage and rebounding, first player to do that since Tim Duncan at Wake Forest in 1996-97 ... Rivers became school's all-time leader with 281 three-point goals ... Clemson was nation's only team to rank in top 10 in both blocked shots and steals per game; * - assist average.

2009-10

(21-11 Overall, 9-7 ACC)

G Demontez Stitt, Jr., 6-2, 175, 29, 11.4, *3.1, .454, .783
G Tanner Smith, So., 6-5, 220, 32, 8.7, 4.2, .401, .740
C Jerai Grant, Jr., 6-8, 220, 29, 7.2, 4.7, .632, .593
F David Potter, Sr., 6-6, 215, 30, 7.0, 2.7, .364, .686
F Trevor Booker, Sr., 6-7, 240, 32, 15.2, 8.4, .521, .591

Top Subs: Andre Young, So., 5-9, 170, 3, 9.2, *2.4, .401, .800
Noel Johnson, Fr., 6-6, 190, 2, 4.8, 1.9, .372, .727
Devin Booker, Fr., 6-8, 235, 1, 4.5, 2.9, .561, .533
Milton Jennings, Fr., 6-9, 225, 0, 3.3, 2.7, .374, .643

Notes: Clemson posted 20 or more wins for fourth straight season, a school record ... Tigers finished as No. 7 seed in the East Regional of NCAA Tournament ... ranked in national polls for 12 weeks during regular season ... compiled a 7-1 record at home versus ACC foes ... eighth in NCAA in steals per game and 10th in three-point percentage defense ... Trevor Booker named first-team All-ACC, a first for the Tigers since 2003 ... he went on to be a first-round draft choice at No. 23 overall ... named to the ACC's All-Defensive Team ... he and Potter combined to lead Clemson to 93 victories in their four years with the program, an all-time high for a senior class ... Smith and Young named All-ACC Academic ... Clemson played host to ESPN College GameDay on Jan. 23, 2010 against Duke; * - assist average.

2010-11

(22-12 Overall, 9-7 ACC)

G Demontez Stitt, Sr., 6-2, 180, 30, 14.5, 4.3, .433, .732
G Andre Young, Jr., 5-9, 175, 33, 11.1, *3.0, .406, .705
C Jerai Grant, Sr., 6-8, 230, 31, 12.4, 6.7, .571, .711
F Tanner Smith, Jr., 6-5, 210, 30, 7.8, 3.5, .411, .728
F Devin Booker, So., 6-8, 245, 33, 8.1, 5.5, .447, .734

Top Subs: Milton Jennings, So., 6-9, 225, 4, 8.3, 5.2, .410, .772
Bryan Narcisse, Jr., 6-6, 220, 4, 2.9, 1.6, .500, .531
Cory Stanton, Fr., 5-10, 175, 0, 2.4, 0.6, .345, .667
Zavier Anderson, Sr., 5-9, 170, 4, 1.3, 1.3, .467, .421

Notes: Clemson posted 20 or more wins for the fifth straight season, a school record ... Tigers earned invitation to the NCAA Tournament for fourth straight year, also a record ... won first NCAA Tournament game in 14 years vs. UAB ... advanced to semifinals of ACC Tournament for second time in last four years ... Brownell sets first-year Clemson coaching records for wins (22) and winning percentage (.647) ... led the ACC in scoring defense, allowing just 61.4 points per game, a figure that ranked 24th nationally ... Stitt named third-team All-ACC and was also first-team All-ACC Tournament ... Grant named to All-ACC Defensive Team ... Stitt first player at Clemson to start on four NCAA Tournament teams ... Young led the ACC with 2.55 assist-to-turnover ratio ... Smith named to third straight All-ACC Academic Team; * - assist average.

2011-12

(16-15 Overall, 8-8 ACC)

G Andre Young, Sr., 5-9, 170, 31, 13.3, 2.7, .416, .828
G Tanner Smith, Sr., 6-5, 210, 31, 11.2, 5.1, .457, .721
C Devin Booker, Jr., 6-8, 245, 29, 10.5, 7.0, .459, .698
F Bryan Narcisse, Sr., 6-6, 225, 17, 2.6, 2.1, .377, .696
C Milton Jennings, Jr., 6-9, 225, 23, 9.7, 5.6, .439, .592

Top Subs: Catalin Baciu, Sr., 7-2, 255, 5, 4.1, 2.1, .581, .581
K.J. McDaniels, Fr., 6-6, 190, 1, 3.9, 1.8, .454, .579
Rod Hall, Jr., 6-1, 210, 9, 3.8, 1.3, .441, .596
T.J. Sapp, Fr., 6-2, 190, 9, 3.6, 1.6, .311, .438
Devin Coleman, Fr., 6-2, 200, 0, 2.6, 1.3, .359, .727

Notes: Clemson posted a break even record in the ACC for a school-record fifth consecutive season ... defeated three teams that advanced to the NCAA Tournament, all at home, including eventual Sweet 16 participant NC State and ACC Tournament champion Florida State ... upset No. 22 Virginia ... ranked second in the ACC in scoring defense (60.6) ... Young named to the All-ACC Defensive Team, the fourth straight year Clemson has had at least one player selected ... Smith named to All-ACC Academic Team for fourth straight season, one of only two players in Clemson history to accomplish the feat ... all four scholarship seniors earned degrees during the academic year; * - assist average

2012-13

(13-18 Overall, 5-13 ACC)

G Rod Hall, So., 6-1, 210, 30, 5.7, *3.5, .437, .597
G Damarcus Harrison, So., 6-4, 200, 14, 5.2, 2.8, .363, .739

ALL-TIME STARTING LINEUPS

C Devin Booker, Sr., 6-8, 250, 31, 13.1, 7.5, .545, .623
 F K.J. McDaniels, So., 6-6, 200, 25, 10.9, 5.0, .433, .684
 C Milton Jennings, Sr., 6-9, 225, 29, 10.2, 6.4, .409, .681
Top Subs: Jordan Roper, Fr., 5-11, 165, 13, 7.9, 1.3, .384, .630
 Adonis Filer, Fr., 6-2, 190, 4, 6.3, 2.3, .370, .675
 Bernard Sullivan, So., 6-7, 230, 0, 1.8, 1.3, .450, .700
Notes: Clemson was second in the ACC and in the top 40 in the NCAA in scoring defense (60.1), the best figure by a Tiger team since 1950 ... committed fewest turnovers per game (11.45) in school history ... Booker named third-team All-ACC, joining his older brother Trevor as only the third combination in ACC history to make one of the all-conference teams ... Jennings named to All-Tournament Team at Old Spice Classic ... Roper first freshman to lead Tigers in steals since Vernon Hamilton in 2003-04 ... Roper named to All-ACC Academic Team; * - assist average

2013-14

(23-13 Overall, 10-8 ACC)

G Rod Hall, Jr., 6-1, 210, 36, 9.7, *4.0, .433, .757
 G Damarcus Harrison, Jr., 6-4, 205, 22, 7.8, 2.7, .389, .836
 C Landry Nnoko, So., 6-10, 250, 34, 6.5, 6.2, .548, .583
 F K.J. McDaniels, Jr., 6-6, 200, 35, 17.1, 7.1, .459, .842
 F Jaron Blossomgame, Fr., 6-7, 215, 30, 4.9, 5.0, .395, .596
Top Subs: Jordan Roper, So., 5-11, 165, 13, 7.4, 1.7, .406, .817
 Adonis Filer, So., 6-2, 190, 4, 3.9, 1.3, .333, .794
 Austin Ajukwa, Fr., 6-5, 190, 0, 2.3, 1.0, .400, .600
 Sidy Djitte, Fr., 6-10, 240, 1, 1.1, 2.7, .419, .167

Notes: Clemson improved by 10 wins over the previous season, tied for the best single-season jump in school history ... the Tigers won 10 ACC games for only the fourth time in school history and returned to postseason play for the first time since 2011 ... advanced to the NIT semifinals for the third time ... led the NCAA in three-point percentage defense (.285) and ranked in the top 10 in scoring defense (58.4) and total blocks (221) ... McDaniels was first-team All-ACC and the ACC Defensive Player of the Year, Clemson's first such honoree ... McDaniels became the third player in school history with 100 blocked shots in a season, and led the ACC for a second straight season ... McDaniels was only NCAA player to lead his team in scoring, rebounding, blocks, steals and three-point goals ... Nnoko was third in ACC with 2.0 blocks per game, while Hall was in top 10 in both assists per game and assist-to-turnover ratio; * - assist average

2014-15

(16-15 Overall, 8-10 ACC)

G Rod Hall, Sr., 6-1, 205, 31, 9.2, *3.4, .405, .757
 G Damarcus Harrison, Sr., 6-4, 205, 21, 7.9, 2.9, .374, .690
 C Landry Nnoko, Jr., 6-10, 255, 30, 7.6, 5.4, .508, .657
 F Donte Grantham, Fr., 6-8, 205, 31, 8.8, 4.6, .372, .547
 F Jaron Blossomgame, So., 6-7, 215, 31, 13.1, 8.2, .486, .708
Top Subs: Jordan Roper, Jr., 5-11, 165, 10, 6.5, 1.5, .340, .818
 Austin Ajukwa, So., 6-6, 205, 0, 3.1, 1.8, .357, .650
 Josh Smith, Jr., 6-8, 245, 0, 2.4, 2.7, .520, .622

Sidy Djitte, So., 6-10, 240, 1, 2.1, 3.2, .458, .559
Notes: Clemson won eight ACC games for the fourth time in five seasons under Brad Brownell ... the Tigers defeated six teams rated in the top 100 of the final RPI ... beat No. 18 Arkansas in overtime, 68-65, on Dec. 7 ... won ACC road games at Pittsburgh, NC State and Florida State ... defeated three SEC teams, most since the 2007-08 season ... Hall finished his career ninth in Clemson history for assists, games and starts ... Roper named to All-ACC Academic Team ... Blossomgame first Clemson freshman or sophomore since Greg Buckner in 1995 to lead the team in both scoring and rebounding ... Nnoko finished third in the ACC in blocks per game (2.0); * - assist average

2015-16

(17-14 Overall, 10-8 ACC)

G Jordan Roper, Sr., 6-0, 165, 31, 8.8, *3.8, .371, .737
 G Avry Holmes, Jr., 6-2, 195, 31, 10.0, 2.8, .374, .725
 C Landry Nnoko, Sr., 6-10, 255, 26, 8.1, 5.7, .552, .636
 F Donte Grantham, Fr., 6-8, 210, 31, 10.2, 4.1, .384, .846
 F Jaron Blossomgame, Jr., 6-7, 220, 31, 18.7, 6.7, .513, .782
Top Subs: Gabe DeVoe, So., 6-3, 205, 0, 5.3, 2.8, .341, .720
 Sidy Djitte, Jr., 6-10, 240, 5, 5.3, 5.2, .620, .635
 Ty Hudson, Fr., 6-1, 205, 0, 2.4, 0.4, .352, .455

Notes: Clemson won 10 ACC games for only the fifth time in school history ... the Tigers defeated four top-25 teams, most since the 1996-97 season ... defeated three top-25 teams in same week, including top-10 foes Duke and Miami ... won in overtime at Syracuse, first road ACC win in overtime in nearly 20 years ... had more ACC wins than non-conference, a first since 1966-67 ... averaged just 10.2 turnovers per game, fewest in program history ... led ACC in blocks per game for second time in three seasons ... Blossomgame named first-team All-ACC and Most Improved Player ... Blossomgame scored 580 points, eighth-most in Clemson season history ... Blossomgame first player in Clemson history to shoot 50 percent overall, 40 percent from three and 75 percent at the free throw line in same season ... Blossomgame ACC Player of the Week and Naismith Trophy Player of the Week after wins over Duke and Miami ... DeVoe and Roper named to All-ACC Academic Team ... Roper named ACC postgraduate scholarship recipient ... Roper broke season record with 3.03 assist-turnover ratio ... Nnoko named to All-ACC Defensive Team; led ACC in blocks per game (2.3); * - assist average

2016-17

(17-16 Overall, 6-12 ACC)

G Shelton Mitchell, RSo., 6-3, 195, 27, 10.8, 3.5*, .459, .798
 G Avry Holmes, Sr., 6-2, 195, 33, 10.3, 2.4, .415, .815
 C Sidy Djitte, Sr., 6-10, 240, 24, 6.5, 7.7, .529, .681
 F Donte Grantham, Jr., 6-8, 215, 32, 7.3, 4.3, .383, .742
 F Jaron Blossomgame, Sr., 6-7, 220, 33, 17.7, 6.3, .499, .714
Top Subs: Gabe DeVoe, Jr., 6-3, 210, 7, 7.1, 2.8, .379, .600
 Marquise Reed, So., 6-3, 185, 0, 10.0, 2.3, .402, .906
 Elijah Thomas, RFr., 6-9, 235, 7.5, 4.2, .578, .479

Notes: Won 11 games outside of ACC play, including a 62-60 thrilling victory at South Carolina ... it marked the program's first road win against a top-25 non-conference opponent ... Clemson scored its most points against an ACC opponent (95) since 2006 in a win over Wake Forest ... Clemson extended its home winning streak over Georgia Tech to 12 games with a victory on Feb. 1 ... the Tigers also pushed its home winning streak to six in a row - its longest streak ever against Wake (1985-90) ... in the Tigers' ACC tournament opening round win over NC State, head coach Brad Brownell tied Cliff Ellis for the Clemson record with his 59th win over an ACC team ... Blossomgame earned All-ACC honors for the second consecutive season, while finishing with 584 points - eighth most in Clemson history ... was a finalist for Julius Erving and Senior CLASS awards ... finished career with 1,733 points - fifth in history ... selected 59th overall in the 2017 NBA Draft by the San Antonio Spurs - 27th player in Clemson history to be drafted ... Sidy Djitte, Isaac Fields and Riley McGillan named to ACC Academic Honor Roll ... Gabe DeVoe and Avry Holmes earned All-ACC Academic Honors ... Marquise Reed finished 12th in the country and second in the ACC in free throw percentage (.906) - second-highest in program history and highest for a sophomore player; * - assist average

2017-18

(25-10 Overall, 11-7 ACC)

G Shelton Mitchell, R Jr., 6-3, 194, 33, 12.2, 3.6*, .399, .857
 G Marquise Reed, R Jr., 6-3, 189, 35, 15.8, 4.7, .430, .845
 G Gabe DeVoe, Sr., 6-3, 207, 35, 14.2, 4.7, .449, .780
 F Donte Grantham, Sr., 6-8, 215, 19, 14.2, 6.9, .560, .780
 F Elijah Thomas, Jr., 6-9, 237, 35, 10.7, 8.1, .560, .619
Top Subs: Amir Simms, Fr., 6-7, 237, 34, 4.0, 3.2, .473, .577
 Mark Donnal, Gr., 6-9, 232, 34, 3.7, 1.6, .523, .737
 David Skara, R Jr., 6-8, 208, 26, 3.3, 2.8, .423, .588
 Clyde Trapp, Fr., 6-4, 192, 29, 1.8, 0.7, .390, .737


Notes: Tied a program record with 25 wins and set a program record with 11 wins in ACC play - also tying the program record for the most conference wins in its history ... finished 15-1 in home games (second-most wins all-time at home in a single season - the most home wins ever during a regular season) ... finished 11-1 in non-conference play, including wins at Ohio State and against No. 22 Florida ... Clemson extended its home winning streak over Georgia Tech to 13 games with a victory on Feb. 24 ... won 11 games outside of ACC play, including a 62-60 thrilling victory at South Carolina ... it marked the program's first road win against a top-25 non-conference opponent ... Clemson scored its most points against an ACC opponent (95) since 2006 in a win over Wake Forest ... Clemson extended its home winning streak over Georgia Tech to 12 games with a victory on Feb. 1 ... the Tigers also pushed their home winning streak to six in a row - its longest streak ever against Wake (1985-90) ... in the Tigers' ACC tournament opening round win over NC State, head coach Brad Brownell tied Cliff Ellis for the Clemson record with his 59th win over an ACC team ... Blossomgame earned All-ACC honors for the second consecutive season, while finishing with 584 points - eighth most in Clemson history ... was a finalist for Julius Erving and Senior CLASS awards ... finished career with 1,733 points - fifth in history ... selected 59th overall in the 2017 NBA Draft by the San Antonio Spurs - 27th player in Clemson history to be drafted ... Sidy Djitte, Isaac Fields and Riley McGillan named to ACC Academic Honor Roll ... Gabe DeVoe and Avry Holmes earned All-ACC Academic Honors ... Marquise Reed finished 12th in the country and second in the ACC in free throw percentage (.906) - second-highest in program history and highest for a sophomore player; * - assist average

ROD HALL WAS A FIXTURE IN CLEMSON'S STARTING LINEUP FROM 2011-15, AVERAGING 9.2 POINTS PER GAME AS A SENIOR.




ACC ERA PLAYERS

Name	Years	Hometown	GP	FGM	FGA	Pct	3PT	3PA	Pct	FTM	FTA	Pct	Reb	Avg	Ast	TO	ST	BS	Pts	Avg
Colon Abraham	1974-78	Darlington, S.C.	106	446	832	53.6	-	-	-	169	227	74.4	309	2.9	100	108	52	6	1061	10.0
Austin Ajukwa	2013-15	Columbia, S.C.	55	53	143	37.1	20	61	32.8	25	40	62.5	80	1.5	18	29	28	8	151	2.7
Akin Akingbala	2002-06	Lagos, Nigeria	105	284	483	58.8	1	2	50.0	152	284	53.5	539	5.1	58	155	72	92	721	6.9
Adam Allenspach	1997-01	Parkland, Fla.	117	272	580	41.9	0	9	0.0	190	270	70.4	488	4.2	44	119	31	60	734	6.3
Steve Allen	2001-06	Fort Lauderdale, Fla.	76	57	110	51.8	0	0	0.0	29	67	43.3	137	1.8	9	52	13	35	143	1.9
Ryan Amestoy	1991-92	Snellville, Ga.	21	27	61	44.3	14	30	46.7	13	17	76.5	23	1.1	9	14	7	0	81	3.9
Lee Anderson	1975-78	Mayesville, S.C.	16	6	11	54.5	-	-	-	4	8	50.0	3	0.2	1	10	0	0	16	1.0
Zavier Anderson	2007-11	Greenville, S.C.	56	17	40	42.5	3	6	50.0	10	25	40.0	49	0.9	44	46	26	9	47	0.8
David Angel	1970-73	Rock Hill, S.C.	78	317	657	48.2	-	-	-	311	450	69.1	607	7.8	27	-	-	-	945	12.1
Rudy Antonic	1963-66	McKeesport, Pa.	31	21	63	33.3	-	-	-	24	40	60.0	34	1.1	-	-	-	-	66	2.1
Walt Ayers	1964-67	Turtle Creek, Pa.	66	89	225	39.5	-	-	-	78	150	52.0	146	2.2	-	-	-	-	256	3.9
Joe Ayoob	1964-67	Pittsburgh, Pa.	69	102	258	39.5	-	-	-	102	137	74.5	186	2.7	-	-	-	-	306	4.4
Olu Babalola	2001-05	London, England	108	225	604	37.3	64	226	28.3	180	258	69.8	363	3.4	120	187	104	27	694	6.4
Catalin Baciu	2008-12	Cluj-Napoca, Romania	75	79	145	54.5	-	-	-	26	52	50.0	127	1.7	7	36	14	23	184	2.5
Pasha Bains	1999-01	Richmond, British Columbia	51	95	233	40.8	44	129	34.1	32	48	66.7	69	1.4	34	34	8	1	266	5.2
Jonah Baize	2007-11	Evansville, Ind.	24	2	5	40.0	2	2	1.000	0	0	0.0	6	0.3	2	6	0	0	6	0.3
Dave Bauman	1954-55	Asheville, N.C.	2	1	1	100.0	-	-	-	1	1	100.0	5	2.5	-	-	-	-	3	1.5
Milan Belich	1981-83	Solon, Ohio	33	44	103	42.7	4	10	40.0	20	28	71.4	27	0.8	31	15	12	0	112	3.4
Buddy Benedict	1963-66	Duquesne, Pa.	62	125	324	38.6	-	-	-	113	180	62.8	135	2.2	-	-	-	-	363	5.9
Bob Benson	1959-62	Greensburg, Pa.	63	68	171	39.8	-	-	-	33	53	62.3	93	1.5	-	-	-	-	169	2.7
Connie Berry	1958-59	Spartanburg, S.C.	13	5	29	17.2	-	-	-	12	25	48.0	25	1.9	-	-	-	-	22	1.7
Michael Best	1985-87	Washington, DC	21	51	128	39.8	-	-	-	15	22	68.2	38	1.8	35	26	19	6	117	5.6
Jo Jo Bethea	1973-75	Greenville, Va.	53	108	246	43.9	-	-	-	45	71	63.4	78	1.5	114	-	-	-	261	4.9
Julian Betko	2002-04	Ruzomberok, Slovakia	29	19	51	37.3	11	36	30.6	5	9	55.6	23	0.8	15	20	11	-	54	1.8
Speight Bird	1960-61	Rock Hill, S.C.	7	4	8	50.0	-	-	-	1	2	50.0	8	1.1	-	-	-	-	9	1.3
Anthony Blackman	1984-85	Buffalo, N.Y.	8	8	16	50.0	-	-	-	9	13	69.2	3	0.4	6	3	3	0	25	3.1
Ed Bleyat	1983-84	Valdese, N.C.	5	1	1	100.0	-	-	-	1	5	20.0	2	0.4	1	1	0	0	3	0.6
Jaron Blossomgame	2013-17	Alpharetta, Ga.	128	626	1286	48.7	96	305	31.5	383	529	72.4	831	6.5	143	190	83	95	1733	13.5
Mike Bohonak	1961-64	Pittsburgh, Pa.	76	217	550	39.5	-	-	-	50	77	64.9	365	4.8	-	-	-	-	484	6.4
Bill Bonzulak	1959-61	DuMont, N.J.	11	9	21	42.9	-	-	-	0	0	0.0	7	0.6	-	-	-	-	18	1.6
Devin Booker	2009-13	Whitmire, S.C.	128	445	897	49.6	22	80	27.5	242	368	65.8	728	5.7	99	199	80	83	1154	9.0
Trevor Booker	2006-10	Whitmire, S.C.	134	687	1228	55.9	23	71	32.4	328	526	62.4	1060	7.9	224	260	144	249	1725	12.9
Chris Boozer	1987-88	Brevard, N.C.	5	1	8	12.5	0	3	0.0	1	2	50.0	5	1.0	3	1	0	0	3	0.6
Andre Bovain	1990-94	Columbia, S.C.	108	389	888	43.8	107	326	32.8	102	179	57.0	410	3.8	247	203	151	13	987	9.1
Dustin Braddick	1998-01	Charleston, S.C.	77	116	252	46.0	9	26	36.0	69	110	62.7	266	3.5	90	86	37	4	310	4.0
Jim Brennan	1961-64	McKeesport, Pa.	76	486	1145	42.4	-	-	-	345	423	81.6	267	3.5	-	-	-	-	1317	17.3
Ed Brinkley	1955-58	Asheville, N.C.	74	273	657	41.6	-	-	-	187	245	76.3	520	7.0	-	-	-	-	733	9.9
Colby Brown	1987-91	Baconton, Ga.	85	95	220	43.2	17	51	33.3	35	49	71.4	159	1.9	31	70	23	31	242	2.8
David Brown	1973-77	York, Pa.	84	238	491	48.5	-	-	-	125	161	77.6	373	4.4	103	81	53	28	601	7.2
Jeff Brown	1992-94	Thibodaux, La.	55	163	402	40.5	82	218	37.6	75	101	74.3	161	2.9	107	104	45	4	483	8.8
Jive Brown	1971-73	Eastover, S.C.	46	80	208	38.5	-	-	-	38	51	74.5	99	2.2	14	-	-	-	198	4.3
Michael Brown	1986-87	Baltimore, Md.	27	83	191	43.5	34	76	44.7	37	50	74.0	79	2.9	16	31	5	3	237	8.8
Mike Browning	1971-73	Gahanna, Ohio	51	197	436	45.2	-	-	-	129	192	67.2	311	6.1	28	-	-	-	523	10.3
Donnell Bruce	1987-91	Branchville, S.C.	66	117	285	41.1	34	109	31.2	32	50	64.0	109	1.7	53	56	25	4	300	4.5
Ron Budde	1994-95	Knoxville, Tenn.	3	0	0	0.0	0	0	0.0	0	0	0.0	0	0.0	0	0	0	0	0	0.0
Wayne Buckingham	1989-94	Atlanta, Ga.	90	117	261	44.8	0	1	0.0	68	126	54.0	245	2.7	36	101	48	23	302	3.3
Greg Buckner	1994-98	Hopkinsville, Ky.	122	679	1346	50.4	50	181	27.6	346	520	66.5	542	4.4	252	182	179	40	1754	14.4
Eric Burks	1990-92	Atlanta, Ga.	50	153	337	45.4	52	168	31.0	50	80	62.5	116	2.3	143	123	44	6	408	8.2
Gary Burnisky	1961-64	Bridgeville, Pa.	75	295	666	44.3	-	-	-	145	171	84.8	399	5.3	-	-	-	-	735	9.8
Andy Butchko	1973-76	Sharon, Pa.	19	10	30	33.3	-	-	-	12	18	66.7	22	1.2	11	8	1	1	32	1.7
Clarke Bynum	1980-84	Sumter, S.C.	92	184	411	44.8	2	10	20.0	94	129	72.9	196	2.1	179	101	48	7	464	5.0
Edward Bynum	1984-85	Sumter, S.C.	9	3	7	42.9	-	-	-	4	12	33.3	9	1.0	4	3	2	0	10	1.1
Tom Cameron	1955-58	Jersey City, N.J.	68	269	762	35.3	-	-	-	158	241	65.6	135	2.0	-	-	-	-	696	10.2
Elden Campbell	1986-90	Inglewood, Calif.	123	754	1342	56.2	3	10	30.0	369	576	64.1	836	6.8	113	269	135	334	1880	15.3
John Campbell	1977-80	Blenheim, S.C.	84	283	501	56.5	-	-	-	178	312	57.1	511	6.1	64	159	47	126	744	8.9
Marc Campbell	1980-84	Elizabethton, Tenn.	106	242	502	48.2	37	73	50.7	126	166	75.9	171	1.6	364	162	81	11	647	6.1
Tim Capehart	1972-74	Columbus, Ohio	25	36	89	40.4	-	-	-	15	27	55.6	30	1.2	31	-	-	-	87	3.5
Doug Cardoni	1990-91	Wilkes-Barre, Pa.	3	0	2	0.0	0	1	0.0	2	2	100.0	0	0.0	0	1	0	0	2	0.7
Don Carver	1957-60	Elkins, W.Va.	69	200	550	36.4	-	-	-	53	91	58.2	311	4.5	-	-	-	-	453	6.6
Marion Cash	1988-90	Bronx, N.Y.	64	172	387	44.4	9	38	23.7	137	216	63.4	184	2.9	335	211	102	8	490	7.7
Hank Channell	1964-67	Warner Robins, Ga.	69	147	306	48.0	-	-	-	65	125	52.0	219	3.2	-	-	-	-	359	5.2
Brian Chester	1994-97	Heightstown, N.J.	17	3	11	27.3	1	5	20.0	8	12	66.7	11	0.6	5	7	3	0	15	0.9
Chey Christie	2001-04	Hartford, Conn.	86	256	650	39.4	67	231	29.0	156	234	66.7	192	2.2	155	158	89	13	735	8.5
Tony Christie	1995-99	Hartford, Conn.	115	257	596	43.1	106	315	33.7	113	213	53.1	223	1.9	129	122	60	38	733	6.4
Frank Clarke	1957-60	Wadesboro, N.C.	30	13	33	39.4	-	-	-	15	21	71.4	54	1.8	-	-	-	-	41	1.4
Dwon Clifton	2000-02	Louisburg, N.C.	61	72	225	32.0	30	109	27.5	33	73	45.2	135	2.2	54	45	43	3	217	3.6
John Coakley	1969-71	Clemson, S.C.	73	122	331	36.9	-	-	-	94	155	60.6	139	1.9	-	-	-	-	338	4.6




WALT AYERS
APPEARED IN 66
GAMES FROM
1964-67.



MARION CASH WAS A STARTER
ON CLEMSON'S 1990 ACC
CHAMPIONSHIP TEAM.

ACC ERA PLAYERS



BOBBY CONRAD
APPEARED IN 116
GAMES FOR THE
TIGERS, WITH 402
CAREER ASSISTS.




DONTE GRANTHAM
SCORED 831 POINTS
OVER HIS FIRST
THREE SEASONS
(2014-17).

Name	Years	Hometown	GP	FGM	FGA	Pct	3PT	3PA	Pct	FTM	FTA	Pct	Reb	Avg	Ast	TO	ST	BS	Pts	Avg
Merl Code	1993-97	Greenville, S.C.	97	286	714	40.1	125	371	33.7	235	287	81.9	279	2.9	267	186	119	9	932	9.6
Sam Cohn	1963-66	Beckley, W.Va.	17	6	23	26.1	-	-	-	5	10	50.0	14	0.8	-	-	-	-	17	1.0
Devin Coleman	2011-13	Philadelphia, Pa.	32	42	105	40.0	12	42	28.6	15	19	78.9	40	1.3	12	16	10	4	111	3.5
Greg Coles	1975-79	East Elmhurst, N.Y.	100	316	646	48.9	-	-	-	175	263	66.5	209	2.1	152	138	104	12	807	8.1
Scott Conant	1972-74	Subury, Ohio	19	21	53	39.6	-	-	-	7	14	50.0	39	2.1	11	-	-	-	49	2.6
Bobby Conrad	1976-80	Glen Ellyn, Ill.	116	169	376	44.9	-	-	-	204	285	71.6	172	1.5	402	227	141	14	542	4.7
Joe Cooley	1970-72	Prestonsburg, Ky.	24	12	25	48.0	-	-	-	12	20	60.0	22	0.9	-	-	-	-	36	1.5
Gary Cooper	1987-88	Ambridge, Pa.	1	0	0	0.0	0	0	0.0	0	0	0.0	0	0.0	0	0	0	0	0	0.0
Glenn Corbit	1983-86	Orangeburg, S.C.	66	280	590	47.5	-	-	-	106	163	65.0	193	2.9	109	125	53	16	666	10.1
Tom Corcoran	1964-66	North Charleston, S.C.	10	5	13	38.5	-	-	-	1	3	33.3	9	0.9	-	-	-	-	11	1.1
Chris Couch	1985-87	Greenville, S.C.	15	4	15	26.7	1	5	20.0	0	3	0.0	12	0.8	6	6	1	1	9	0.6
Ronnie Cox	1963-65	Syracuse, N.Y.	22	13	38	34.2	-	-	-	7	12	58.3	16	0.7	-	-	-	-	33	1.5
Michael Crocker	1999-00	Newberry, S.C.	5	0	2	0.00	0	0	0.00	0	0	0.00	1	2	0	0	2	1	0	0.0
Wayne Croft	1972-75	Bamberg, S.C.	78	245	535	45.8	-	-	-	125	180	69.4	514	6.6	101	-	-	8	615	7.9
Ben Crosland	1953-55	Greenville, S.C.	30	9	30	30.0	-	-	-	7	17	41.2	21	0.7	-	-	-	-	25	0.8
Denny Danko	1966-68	Pittsburgh, Pa.	22	17	48	35.4	-	-	-	13	27	48.1	37	1.7	-	-	-	-	47	2.1
Dale Davis	1987-91	Toccoa, Ga.	121	633	1076	58.8	0	3	0.0	384	651	59.0	1216	10.0	84	189	106	210	1650	13.6
Kenny Davis	1973-74	Columbia, S.C.	3	1	1	100.0	-	-	-	0	0	0.0	1	0.3	-	-	-	-	2	0.7
Lyles Davis	2015-18	Charleston, S.C.	14	1	3	33.3	0	1	0.0	0	4	0.0	5	0.4	5	2	2	-	2	0.1
Fred De Berry	1956-57	Raleigh, N.C.	1	1	6	16.7	-	-	-	0	1	0.0	2	2.0	-	-	-	-	2	2.0
Dave Demsey	1966-68	West Homestead, Pa.	35	37	112	33.0	-	-	-	23	43	53.5	72	2.1	-	-	-	-	97	2.8
Gabe DeVoe	2014-18	Shelby, N.C.	118	328	829	39.6	169	489	34.6	111	153	72.5	362	3.1	188	154	96	26	936	7.9
Ron DiPasquale	1972-73	North Bergen, N.J.	19	16	38	42.1	-	-	-	15	26	57.7	24	1.3	42	-	-	-	47	2.5
Marvin Dickerson	1975-79	Charleston, S.C.	105	197	406	48.5	-	-	-	114	183	62.3	371	3.5	90	165	53	23	508	4.8
Ibrahim Djambo	2013-14	Bamako, Mali	32	21	66	31.8	10	42	23.8	8	12	66.7	44	1.4	4	14	6	5	60	1.9
Sidy Djitte	2013-17	Dakar, Senegal	127	174	325	53.5	1	2	50.0	125	203	61.6	593	4.7	36	105	60	72	474	3.7
Chris Dodds	1979-82	State College, Pa.	83	235	452	52.0	-	-	-	147	189	77.8	72	0.9	325	172	72	5	617	7.4
Mark Donnal	2017-18	Monclova, Ohio	34	46	88	52.3	20	42	47.6	14	19	73.7	55	1.6	10	14	7	10	126	3.7
Jermel Douglas	1998-03	Rock Hill, S.C.	41	10	30	33.3	3	9	33.3	7	12	58.3	15	0.4	6	11	3	-	30	0.7
Chris Duncan	1987-88	Jonesboro, Ga.	12	24	70	34.3	15	44	34.1	8	15	53.3	34	2.8	28	19	12	2	71	5.9
Curt Eckard	1967-69	Hildebran, N.C.	58	112	254	44.1	-	-	-	75	141	53.2	206	3.6	-	-	-	-	299	5.2
Mike Eppley	1980-84	Charlotte, N.C.	69	102	234	43.6	10	28	35.7	65	84	77.4	83	1.2	268	160	50	0	279	4.0
Scott Everett	1992-93	Britton's Neck, S.C.	1	0	0	0.0	0	0	0.0	4	5	80.0	0	0.0	0	0	0	0	4	4.0
Mike Faer	1967-69	West Mifflin, Pa.	33	20	62	32.3	-	-	-	9	15	60.0	22	0.7	-	-	-	-	49	1.5
Ron Fenwick	1970-71	Rensselaer, Ind.	6	7	20	35.0	-	-	-	2	4	50.0	11	1.8	-	-	-	-	16	2.7
Carson Fields	2011-14	Pewee Valley, Ky.	30	5	19	26.3	0	10	0.0	1	4	25.0	8	0.3	4	3	0	2	11	0.4
Isaac Fields	2016-18	Pewee Valley, Ky.	7	1	3	33.3	0	2	0.0	0	0	0.0	1	0.1	0	0	0	0	2	0.3
Adonis Filer	2012-14	Chicago, Ill.	66	106	300	35.3	39	128	30.5	81	114	71.1	119	1.8	89	83	2	46	332	5.0
Bob Fisher	1956-57	Fairmont, N.C.	3	4	14	28.6	-	-	-	1	3	33.3	7	2.3	-	-	-	-	9	3.0
Sharrod Ford	2001-05	Suitland, Md.	118	449	832	54.0	0	5	0.0	256	449	57.0	762	6.5	71	222	61	177	1154	9.8
Derrick Forrest	1988-90	Malone, Fla.	65	257	549	46.8	64	203	31.5	83	157	52.9	227	3.5	160	127	105	55	661	10.2
Dickie Foster	1968-71	Enka, N.C.	76	188	419	44.9	-	-	-	169	290	58.3	471	6.2	-	-	-	-	545	7.2
Mel Francisco	1971-72	Brentwood, Md.	17	10	20	50.0	-	-	-	1	2	50.0	28	1.6	-	-	-	-	21	1.2
John Franken	1973-77	Colonia, N.J.	83	139	302	46.0	-	-	-	41	74	55.4	100	1.2	188	111	47	9	319	3.8
Bob Fuzy	1977-80	Warrenville, Ill.	15	3	11	27.3	-	-	-	2	4	50.0	5	0.3	7	4	1	0	8	0.5
Charley Gage	1953-54	Clemson, S.C.	23	74	185	40.0	-	-	-	62	101	61.4	261	11.3	-	-	-	-	210	9.1
Geoff Gardner	1994-95	Lexington, N.C.	5	0	2	0.0	0	0	0.0	0	0	0.0	1	0.2	1	1	1	0	0	0.0
Ken Gardner	1964-67	Collingswood, N.J.	68	220	426	51.6	-	-	-	257	342	75.1	436	6.4	-	-	-	-	697	10.3
Patrick Garner	1995-96	Taylors, S.C.	8	3	5	60.0	0	0	0.0	1	2	50.0	3	0.4	1	5	0	1	7	0.9
Walt Gibbons	1957-60	McKeesport, Pa.	73	246	663	37.1	-	-	-	110	147	74.8	443	6.1	-	-	-	-	602	8.2
Fred Gilliam	1979-83	Pelzer, S.C.	115	426	885	48.1	10	23	43.5	148	177	83.6	481	4.2	162	130	67	14	1010	8.8
Chucky Gilmore	1998-00	Fayetteville, N.C.	54	50	144	34.7	0	0	0.00	28	54	51.9	210	3.9	25	53	14	28	128	2.4
Alan Goldfarb	1966-68	Miami Beach, Fla.	25	2	17	11.8	-	-	-	5	8	62.5	7	0.3	-	-	-	-	9	0.4
Harlan Graham	1984-85	Decatur, Ga.	14	20	48	41.7	-	-	-	12	19	63.2	28	2.0	6	12	5	3	52	3.7
Harvey Grant	1984-85	Sparta, Ga.	28	60	121	49.6	-	-	-	24	41	58.5	126	4.5	11	14	13	10	144	5.1
Horace Grant	1983-87	Sparta, Ga.	122	660	1104	59.8	1	2	50.0	375	533	70.4	981	8.0	206	220	104	82	1696	13.9
Jerai Grant	2007-11	Bowie, Md.	127	326	555	58.7	0	0	0.0	204	321	63.6	541	4.3	72	129	82	197	856	6.7
Donte Grantham	2014-18	Martinsburg, W.Va.	114	402	972	41.4	161	484	33.3	135	186	72.6	542	4.8	220	169	98	84	1100	9.6
Devin Gray	1991-95	Baltimore, Md.	94	542	993	54.6	15	50	30.6	223	397	56.2	525	5.6	108	183	142	48	1322	14.1
Randy Gray	1976-77	Indianapolis, Ind.	9	6	15	40.0	-	-	-	0	0	0.0	7	0.8	2	5	1	1	12	1.3
Van Gregg	1972-75	Columbus, Ohio	80	376	913	41.2	-	-	-	144	184	78.3	210	2.6	78	-	-	-	896	11.2
John Hall	1985-86	Mobile, Ala.	6	2	10	20.0	-	-	-	5	7	71.4	8	1.3	0	4	1	0	9	1.5
Richard Hall	1961-65	Savannah, Ga.	33	23	73	31.5	-	-	-	19	27	70.4	38	1.2	-	-	-	-	65	2.0
Rod Hall	2011-15	Augusta, Ga.	129	311	731	42.5	47	141	31.7	81	107	75.7	281	2.2	393	224	86	13	924	7.2
Vernon Hamilton	2003-07	Richmond, Va.	127	467	1062	44.0	91	289	31.5	213	394	54.1	397	3.1	399	349	271	8	1238	9.7
Vincent Hamilton	1980-85	Rutherfordton, N.C.	116	652	1244	52.4	1	2	50.0	225	299	75.3	628	5.4	337	240	138	8	1530	13.2
Cliff Hammonds	2004-08	Cairo, Ga.	134	539	1217	44.3	244	697	35.0	143	247	57.9	483	3.6	473	240	225	27	1465	10.9

ACC ERA PLAYERS

Name	Years	Hometown	GP	FGM	FGA	Pct	3PT	3PA	Pct	FTM	FTA	Pct	Reb	Avg	Ast	TO	ST	BS	Pts	Avg
Bruce Harman	1972-76	Pittsburgh, Pa.	81	141	296	47.6	-	-	-	55	97	56.7	78	0.9	127	40	27	3	337	4.2
Steve Harris	1990-92	Simpsonville, S.C.	55	124	313	39.6	4	19	21.1	59	113	52.2	192	3.5	128	100	58	15	311	5.7
Damarcus Harrison	2012-15	Greenwood, S.C.	98	239	635	37.6	91	285	31.9	118	154	76.6	275	2.8	119	105	67	20	687	7.0
Bo Hawkins	1970-72	Louisville, Ky.	48	51	139	36.7	-	-	-	61	96	63.5	71	1.5	-	-	-	-	163	3.4
Garry Helms	1963-66	Pelzer, S.C.	66	351	739	47.5	-	-	-	99	139	71.2	222	3.4	-	-	-	-	801	12.1
Ray Henderson	1999-03	Charlotte, N.C.	112	258	476	54.2	-	-	-	132	219	60.3	633	5.7	35	122	29	83	648	5.8
Jemere Hendrix	2001-02	Covington, Ga.	8	5	7	71.4	-	-	-	9	14	64.3	12	1.5	0	2	2	2	19	2.4
Donte Hill	2009-10	Virginia Beach, Va.	23	12	32	37.5	2	10	20.0	6	14	42.9	13	0.6	8	7	8	1	32	1.4
Kevin Hines	1991-93	Lucama, N.C.	43	99	199	49.7	0	1	0.0	71	111	64.0	165	3.8	28	62	19	9	269	6.3
Chris Hobbs	2000-04	Chapel Hill, N.C.	116	355	672	52.8	1	1	100.0	250	405	61.7	679	5.9	70	205	67	39	961	8.3
Doug Hoffman	1956-59	Gastonia, N.C.	67	238	616	38.6	-	-	-	153	245	62.4	375	5.6	-	-	-	-	629	9.4
Avry Holmes	2015-17	Salem, Ore.	64	194	491	39.5	119	306	38.9	145	190	76.3	165	2.6	124	68	69	1	652	10.2
Jeff Holstein	1985-87	Orangeburg, S.C.	34	13	32	40.6	0	0	0.0	7	16	43.8	32	0.9	11	14	4	2	33	1.0
Walker Holt	1999-03	Greensboro, N.C.	48	14	39	35.9	5	18	27.8	9	12	75.0	38	0.8	24	13	3	1	42	0.9
Bruce Holzschuh	1953-56	Teaneck, N.J.	61	156	457	34.1	-	-	-	122	199	61.1	288	4.7	-	-	-	-	434	7.1
Paul Holzshu	1968-70	Pitcairn, Pa.	40	26	70	37.1	-	-	-	17	27	63.0	39	1.0	-	-	-	-	69	1.7
Alan Hoover	1975-77	Matthews, N.C.	12	16	26	61.5	-	-	-	2	5	40.0	8	0.7	5	6	10	0	34	2.8
Dennis Hopf	1988-89	Stone Mountain, Ga.	1	0	1	0.0	0	0	0.0	0	0	0.0	0	0.0	0	2	0	0	0	0.0
DeAndre Hopkins	2010-11	Central, S.C.	7	0	2	0.0	0	0	0.0	0	0	0.0	1	0.1	1	2	1	1	0	0.0
Jim Howell	1974-78	Williston, S.C.	83	231	430	53.7	-	-	-	103	144	71.5	333	4.0	54	103	39	54	565	6.8
Kirkland Howling	1988-90	Los Angeles, Calif.	62	138	315	43.8	55	159	34.6	67	96	69.8	112	1.8	58	60	15	2	398	6.4
Jimmy Hudson	2003-05	Eustis, Fla.	44	11	48	22.9	4	22	18.2	5	8	62.5	15	0.3	14	22	9	2	31	0.7
Jim Hudson	1957-58	Jersey City, N.J.	4	2	7	28.6	-	-	-	0	1	0.0	6	1.5	-	-	-	-	4	1.0
Ty Hudson	2015-17	Mableton, Ga.	41	23	75	30.7	14	48	29.2	5	11	45.5	13	0.3	17	11	7	0	65	1.6
Ricky Hunt	1972-73	Hyattsville, Md.	23	27	57	47.4	-	-	-	21	34	61.8	56	2.4	3	-	-	-	75	3.3
Iker Iturbe	1994-98	Vitoria, Basque	91	211	454	46.5	28	92	30.4	103	181	56.9	315	3.5	176	144	92	11	553	6.1
Harold Jamison	1995-99	Vance, S.C.	129	454	746	60.9	0	0	0.0	323	597	54.1	937	7.3	125	213	101	66	1231	9.5
Murray Jarman	1980-84	Delray Beach, Fla.	69	242	440	55.0	0	0	0.0	154	215	71.6	268	3.9	82	87	18	10	638	9.2
Arturas Javtokas	1999-00	Siauliai, Lithuania	16	25	47	53.2	0	2	0.0	10	20	50.0	57	3.6	4	15	3	3	60	3.8
Anthony Jenkins	1982-87	Spartanburg, S.C.	110	354	726	48.8	91	199	45.7	113	143	79.0	360	3.3	164	126	44	39	912	8.3
Milton Jennings	2009-13	Summerville, S.C.	123	348	842	41.3	86	290	29.7	170	250	68.0	605	4.9	121	214	88	77	952	7.7
Jeff Jenrette	1987-88	Blacksburg, Va.	1	0	0	0.0	0	0	0.0	1	2	50.0	2	2.0	0	0	0	0	1	1.0
Danny Johnson	1994-96	Morganton, N.C.	43	28	75	37.3	6	27	22.2	14	18	77.8	51	1.2	14	12	4	4	76	1.8
Derrick Johnson	1975-79	Indianapolis, Ind.	111	431	846	50.9	-	-	-	152	182	83.5	198	1.8	476	296	188	16	1014	9.1
Noel Johnson	2009-10	Fayetteville, Ga.	39	64	178	35.9	32	93	34.4	13	19	68.4	71	1.8	27	43	15	7	173	4.4
LeDarion Jones	1995-97	Bartow, Fla.	27	29	55	52.7	0	5	0.0	2	7	28.6	38	1.4	7	15	5	7	60	2.2
Raymond Jones	1980-85	Union, S.C.	117	344	682	50.4	0	0	0.0	178	285	62.5	578	4.9	107	159	65	88	866	7.4
Ricky Jones	1986-91	Pendleton, S.C.	113	267	551	48.5	24	87	27.6	118	193	61.1	251	2.2	97	131	46	63	676	6.0
Trip Jones	1966-69	Great Falls, S.C.	54	160	343	46.6	-	-	-	99	153	64.7	390	7.2	-	-	-	-	419	7.8
Zlatko Josic	1989-90	San Pedro, Calif.	5	0	5	0.0	0	1	0.0	1	2	50.0	4	0.8	2	2	1	0	1	0.2
Andrius Jurkunas	1995-99	Kaunas, Lithuania	115	261	660	39.5	146	414	35.3	123	189	65.1	443	3.9	165	157	81	77	791	6.9
George Kelada	1991-92	Greer, S.C.	4	0	1	0.0	0	0	0.0	0	0	0.0	6	1.5	0	2	0	0	0	0.0
Andy Kelly	1992-95	Carthage, N.C.	45	64	174	36.8	28	95	29.5	34	43	79.1	92	2.0	42	27	22	14	190	4.2
Marvin Key	1978-82	Dunwoody, Ga.	24	11	30	36.7	-	-	-	9	16	56.3	14	0.6	2	6	3	1	31	1.3
Tim Kincaid	1986-90	Spindale, N.C.	78	209	444	47.1	24	81	29.6	169	211	80.1	154	2.0	257	185	115	54	611	7.8
Ed Krajack	1958-61	McKeesport, Pa.	72	228	555	41.1	-	-	-	121	166	72.9	279	3.9	-	-	-	-	577	8.0
George Krajack	1957-60	McKeesport, Pa.	74	362	895	40.4	-	-	-	195	280	69.6	482	6.5	-	-	-	-	919	12.4
Bill Landers	1954-57	Asheville, N.C.	17	10	41	24.1	-	-	-	6	9	66.7	17	1.0	-	-	-	-	26	1.5
Sean Lastinger	1989-91	Atlanta, Ga.	35	15	53	28.3	10	39	25.6	22	32	68.8	19	0.5	25	31	10	0	62	1.8
Greg Latin	1969-70	Glassport, Pa.	25	116	270	43.0	-	-	-	92	143	64.3	215	8.6	-	-	-	-	324	13.0
Jim Leshock	1959-62	Greensburg, Pa.	23	5	14	39.7	-	-	-	8	14	57.1	13	0.6	-	-	-	-	18	0.8
Jim Lewis	1957-59	Aliquippa, Pa.	22	15	48	31.3	-	-	-	10	12	83.3	19	0.9	-	-	-	-	40	1.8
Reed Long	2003-04	Piedmont, S.C.	5	0	1	0.00	-	-	-	-	-	-	-	-	-	-	-	10	0	0.0
Todd Logue	1991-92	Snellville, Ga.	5	1	3	33.3	-	-	-	3	4	75.0	3	0.6	0	1	0	1	5	1.0
Wes Long	2000-01	Charlotte, N.C.	1	0	0	0.0	0	0	0.0	0	0	0	0	0.0	0	0	0	0	0	0.0
Donnie Mahaffey	1961-64	LaGrange, Ga.	76	238	515	46.2	-	-	-	161	283	56.9	666	8.8	-	-	-	-	637	8.4
Randy Mahaffey	1964-67	LaGrange, Ga.	73	426	884	48.2	-	-	-	319	471	67.7	706	9.7	-	-	-	-	1171	16.0
Richie Mahaffey	1966-70	LaGrange, Ga.	75	325	687	47.3	-	-	-	369	601	61.4	707	9.4	-	-	-	-	1019	13.6
Tom Mahaffey	1959-62	LaGrange, Ga.	76	276	620	44.5	-	-	-	176	286	61.5	649	8.5	-	-	-	-	728	9.6
Grayson Marshall	1984-88	Washington, DC	122	334	771	43.3	41	120	34.2	197	270	73.0	308	2.5	857	347	189	9	906	7.4
Bruce Martin	1991-95	Shady Springs, W.Va.	88	161	404	39.9	129	336	38.4	55	66	83.3	104	1.2	65	68	24	3	506	5.8
Bud Martin	1970-73	Wayland, Ky.	72	116	250	46.4	-	-	-	194	261	74.3	134	1.9	36	-	-	-	426	5.9
Jimmy Mason	1990-91	Southern Pines, N.C.	23	10	34	29.4	5	19	26.3	2	2	100.0	14	0.6	16	23	8	0	27	1.2
Troy Mathis	2005-06	Raleigh, N.C.	20	19	49	38.8	19	45	42.2	1	2	50.0	10	0.5	5	9	3	0	58	2.9
Earle Maxwell	1958-61	Greenville, S.C.	43	143	329	43.5	-	-	-	138	200	69.0	339	7.9	-	-	-	-	424	9.9
Daniel Mayfield	1978-79	Toccoa, Ga.	6	2	6	33.3	-	-	-	3	3	100.0	2	0.3	3	5	0	1	7	1.2
James Mays	2004-08	Garner, N.C.	108	388	804	48.3	11	51	21.6	200	382	52.4	622	5.8	181	232	166	94	987	9.1



IKER ITURBE POSTED 553 POINTS AND 176 ASSISTS AS A FORWARD FROM 1994-98.




TIM KINCAID WAS A MEMBER OF CLEMSON'S 1990 ACC CHAMPIONSHIP TEAM.

ACC ERA PLAYERS



K.J. McDANIELS
SCORED OVER
1,000 POINTS IN
THREE SEASONS.



CHARLIE ROGERS
PLAYED 51 GAMES AS A
TIGER FROM 1972-76.

Name	Years	Hometown	GP	FGM	FGA	Pct	3PT	3PA	Pct	FTM	FTA	Pct	Reb	Avg	Ast	TO	ST	BS	Pts	Avg
Glen McCants	1982-86	Columbia, S.C.	108	233	447	52.1	0	1	0.0	112	168	66.7	387	3.6	50	126	34	113	578	5.4
K.J. McDaniels	2011-14	Birmingham, Ala.	94	362	804	45.0	81	259	31.3	230	300	76.7	450	4.8	85	140	83	178	1035	11.0
Riley McGillan	2014-17	Fort Mill, S.C.	20	4	14	28.6	2	12	16.7	1	2	50.0	2	0.1	2	2	2	0	11	0.6
Mike McGrady	1977-78	Greenville, S.C.	1	0	1	0.0	-	-	-	0	0	0.0	0	0.0	0	0	0	0	0	0.0
Kimble McHone	1985-86	Cleveland, Ohio	3	1	2	50.0	-	-	-	0	0	0.0	1	0.3	0	0	0	0	2	0.7
Terrell McIntyre	1995-99	Raeford, N.C.	126	592	1416	41.5	259	696	37.2	396	501	79.0	341	2.7	577	316	194	5	1839	14.6
Rick McKinstry	1979-80	Indianapolis, Ind.	25	21	52	40.4	-	-	-	3	8	37.5	16	0.6	12	7	3	2	45	1.8
Jamar McKnight	2000-02	Zachery, La.	48	162	356	45.5	54	143	37.8	41	55	74.5	142	3.0	37	47	9	22	419	8.7
Chris Michael	1982-86	Rutherfordton, N.C.	109	354	824	43.0	13	28	46.4	79	133	59.4	303	2.8	159	142	65	25	800	7.3
Larry Middleton	1985-87	Los Angeles, Calif.	56	216	495	43.6	16	45	35.6	109	143	76.2	188	3.4	82	94	33	7	557	9.9
John Mikell	1953-54	Greenville, S.C.	6	0	3	0.0	-	-	-	0	0	0.0	7	1.2	-	-	-	-	0	0.0
Nick Milasnovich	1961-64	Youngstown, Ohio	77	306	725	42.2	-	-	-	177	246	72.0	188	2.4	-	-	-	-	789	10.2
Danny Miller	1971-72	Spring Lake, N.J.	15	6	20	30.0	-	-	-	0	1	0.0	7	0.5	-	-	-	-	12	0.8
Johnny Miller	1997-99	Christiana, Pa.	50	81	271	29.9	46	174	26.4	38	63	60.3	49	1.0	127	75	42	7	246	4.9
Rod Mitchell	1987-89	Cheraw, S.C.	23	17	30	56.7	-	-	-	1	6	16.7	40	1.7	0	6	0	7	35	1.5
Shelton Mitchell	2016-18	Waxhaw, N.C.	62	228	537	42.5	79	200	39.5	183	220	83.2	168	2.7	222	126	44	3	718	11.6
Craig Mobley	1970-71	Chester, S.C.	11	0	13	0.0	-	-	-	5	7	71.4	8	0.7	-	-	-	-	5	0.5
Eddie Moncrief	1955-58	Moultrie, Ga.	33	14	46	30.4	-	-	-	36	54	66.7	70	2.1	-	-	-	-	64	1.9
Cheyenne Moore	2004-05	Baltimore, Md.	32	74	204	36.3	39	134	29.1	24	29	82.8	81	2.5	51	59	29	10	211	6.6
Doc Morgan	1953-56	Greenville, S.C.	26	13	46	28.3	-	-	-	7	10	70.0	17	0.7	-	-	-	-	33	1.3
Woody Morgan	1961-64	Hartsville, S.C.	77	151	392	38.5	-	-	-	133	238	55.9	467	6.1	-	-	-	-	435	5.6
Byron Morris	1992-94	Columbia, S.C.	15	3	10	30.0	0	0	0.0	1	3	33.3	8	0.5	1	1	3	1	7	0.5
Matt Morris	2004-08	Georgetown, S.C.	54	23	52	44.2	13	32	40.6	10	14	71.4	24	0.4	17	9	8	0	69	1.3
Tomas Nagys	1999-03	Mazeikiai, Lithuania	103	130	290	44.8	10	44	22.7	177	256	69.1	386	3.7	45	107	45	44	447	4.3
Larry Nance	1977-81	Anderson, S.C.	117	553	1037	53.3	-	-	-	235	374	62.8	784	6.7	177	225	106	108	1341	11.5
Bryan Narcisse	2008-12	North Augusta, S.C.	102	90	194	46.4	17	60	28.3	45	75	60.0	151	1.5	39	55	37	35	242	2.4
Chuck Narvin	1960-63	Pittsburgh, Pa.	22	5	21	23.8	-	-	-	8	11	72.7	7	0.3	-	-	-	-	1	0.5
Landry Nnoko	2012-16	Yaounde, Cameroon	128	300	573	52.3	-	-	-	144	229	62.9	606	4.7	65	146	26	212	744	5.8
Billy Noland	1974-75	Waynesville, N.C.	2	0	1	0.0	-	-	-	1	2	50.0	3	1.5	1	0	0	0	1	0.5
Denny Odle	1971-72	Newark, Ohio	25	113	259	43.6	-	-	-	103	148	69.6	165	6.6	-	-	-	-	329	13.2
Terrence Oglesby	2007-09	Cleveland, Tenn.	66	236	625	37.8	177	448	39.5	128	151	84.8	114	1.7	99	101	48	1	777	11.8
Anthony Oliver II	2017-18	Birmingham, Ala.	19	11	35	31.4	9	26	34.6	9	11	81.8	26	1.4	5	5	6	0	40	2.1
Choppy Patterson	1959-63	Piedmont, S.C.	76	408	1084	37.6	-	-	-	315	390	80.8	278	3.7	-	-	-	-	1131	14.9
Marty Patterson	1972-75	Hendersonville, N.C.	34	37	80	46.3	-	-	-	36	44	81.8	62	1.8	6	-	-	5	110	3.2
Tyrone Paul	1990-91	Inglewood, Calif.	15	9	28	32.1	2	10	20.0	7	10	70.0	16	1.1	11	9	6	0	27	1.8
Sam Perry	2004-08	Greenville, S.C.	128	192	417	46.0	4	17	23.5	157	271	57.9	342	2.7	117	144	114	58	545	4.3
Karolis Petrunkonis	2006-09	Trakai, Lithuania	33	10	26	38.5	0	0	0.0	1	8	12.5	30	0.9	7	17	3	4	21	0.6
Chris Poole	2006-07	Raleigh, N.C.	8	4	5	80.0	2	3	66.7	-	-	-	0	0.0	0	2	1	0	10	1.3
David Poole	1977-79	Columbia, S.C.	19	6	14	42.9	-	-	-	9	10	90.0	9	0.5	7	3	6	1	21	1.1
David Potter	2006-10	Seyern, Md.	134	224	601	37.3	98	290	33.8	91	129	70.5	273	2.0	148	157	99	32	637	4.8
J.D. Powell	1998-00	Westminster, S.C.	23	1	4	25.0	1	3	33.0	1	2	50.0	1	0.1	1	3	1	0	4	0.3
Julius Powell	2005-07	Newton, N.C.	58	86	249	34.5	44	162	27.2	24	40	60.0	120	2.1	30	54	29	14	240	4.1
Travis Price	2004-07	Sumter, S.C.	7	1	3	33.3	-	-	-	-	-	-	1	0.3	0	0	0	0	2	0.3
Manning Privette	1961-64	Hartsville, S.C.	57	101	291	34.7	-	-	-	63	121	52.1	289	5.1	-	-	-	-	265	4.6
Jerry Pryor	1985-89	Brooklet, Ga.	123	452	825	54.8	6	20	30.0	214	328	65.2	585	4.8	129	224	61	44	1124	9.1
Rayfield Ragland	1993-95	Florence, Ala.	61	175	364	48.1	38	125	30.4	43	70	61.4	268	4.4	52	52	31	16	431	7.1
Marquise Reed	2016-18	Landover, Md.	68	283	663	42.7	100	271	36.9	216	248	87.1	241	3.5	180	120	104	1	882	13.0
Jeff Reisinger	1972-74	Kingston, Ohio	52	230	458	50.2	-	-	-	87	109	79.8	300	5.8	68	-	-	-	547	10.5
Lamar Rice	2003-04	Flint, Mich.	28	45	133	33.8	14	63	22.2	8	17	47.1	73	2.6	15	24	8	4	112	4.0
Lou Richie	1992-94	Oakland, Calif.	57	55	150	36.7	25	81	30.9	62	100	62.0	80	1.4	239	122	74	1	197	3.5
Bill Riser	1953-56	Bowman, S.C.	65	61	185	33.0	-	-	-	74	129	57.4	380	5.8	-	-	-	-	196	3.0
K.C. Rivers	2005-09	Charlotte, N.C.	134	625	1425	43.9	281	729	38.5	153	215	71.2	721	5.4	235	174	210	41	1684	12.6
Legend Robertin	2015-17	London, England	25	10	18	55.6	-	-	-	2	13	15.4	20	0.8	-	5	2	17	22	0.9
Shawan Robinson	2002-06	Raleigh, N.C.	120	390	980	39.8	203	538	37.7	194	233	83.3	284	2.4	283	271	124	4	1177	9.8
Charlie Rogers	1972-76	Lindenhurst, N.J.	51	79	180	43.9	-	-	-	54	77	70.1	117	2.3	3	8	4	13	212	4.2
Tree Rollins	1973-77	Cordele, Ga.	110	643	1192	53.9	-	-	-	177	292	60.6	1311	11.9	93	129	50	450	1463	13.3
Stan Rome	1974-78	Valdosta, Ga.	109	553	1044	53.0	-	-	-	259	397	65.2	420	3.9	175	158	117	26	1365	12.5
Patrick Rooks	2014-15	Charlotte, N.C.	13	6	22	27.3	6	19	31.6	2	5	40.0	3	0.2	6	0	3	0	20	1.5
Jordan Roper	2012-16	Columbia, S.C.	127	337	897	37.6	141	409	34.2	156	207	75.4	225	1.8	238	143	111	9	971	7.6
Bill Ross	1978-82	Lake Placid, Fla.	106	212	436	48.6	-	-	-	89	152	58.6	303	2.9	67	81	19	18	513	4.8
Jack Ross	1969-71	Anderson, S.C.	31	20	54	37.0	-	-	-	18	27	66.7	51	1.6	-	-	-	-	58	1.9
Barry Ryan	1953-55	Washington, DC	46	153	425	36.0	-	-	-	107	162	66.0	262	5.7	-	-	-	-	413	9.0
Patrick Sapp	1994-95	Jacksonville, Fla.	4	0	3	0.0	0	2	0.0	0	0	0.0	1	0.3	0	0	0	0	0	0.0
T.J. Sapp	2011-13	Fort Lauderdale, Fla.	37	46	148	31.1	28	94	29.8	12	22	54.5	56	1.5	29	30	24	1	132	3.6
Edward Scott	1999-03	Eastover, S.C.	112	429	1125	38.1	121	387	31.3	247	335	73.7	433	3.9	595	315	131	9	1126	10.9
Ihsan Scott	1994-95	Harlem, N.Y.	11	2	7	28.6	0	0	0.0	2	3	66.7	12	1.1	0	4	0	1	6	0.5
Gene Seay	1955-57	Greenville, S.C.	47	171	417	41.0	-	-	-	191	259	73.7	428	9.1	-	-	-	-	533	11.3
Donnie Seitz	1963-65	Morrisonville, Ill.	7	4	8	50.0	-	-	-	2	2	100.0	4	0.6	-	-	-	-	10	1.4
Larry Seitz	1960-63	Morrisonville, Ill.	45	27	83	32.5	-	-	-	32	54	59.3	59	1.3	-	-	-	-	86	1.9

ACC ERA PLAYERS

Name	Years	Hometown	GP	FGM	FGA	Pct	3PT	3PA	Pct	FTM	FTA	Pct	Reb	Avg	Ast	TO	ST	BS	Pts	Avg
Dutch Shamble	1957-60	McKeesport, Pa.	53	86	229	28.8	-	-	-	55	73	75.3	81	1.5	-	-	-	-	227	4.3
Beau Shay	2000-04	Galesburg, Ill.	21	4	7	57.1	1	3	33.3	3	4	75.0	7	0.3	2	2	0	0	12	0.6
Don Shealy	1954-55	Newberry, S.C.	11	3	10	30.0	-	-	-	9	13	69.2	7	0.6	-	-	-	-	15	1.4
Buddy Shook	1953-55	Liberty, S.C.	44	78	320	24.4	-	-	-	84	147	57.1	250	5.7	-	-	-	-	240	5.5
Geoff Shvatt	2002-03	Clemson, S.C.	6	0	2	0.0	-	-	-	1	4	25.0	-	-	1	-	-	-	1	0.2
Jeremy Shvatt	1999-00	Clemson, S.C.	5	0	0	0.0	0	0	0.0	1	2	50.0	1	0.1	1	2	0	0	1	0.1
Aamir Simms	2017-18	Palmyra, Va.	34	53	112	47.3	14	43	32.6	15	26	57.7	108	3.2	21	20	8	29	135	4.0
David Skara	2017-18	Zadar, Croatia	26	30	71	42.3	5	22	22.7	20	34	58.8	74	2.8	11	25	16	13	85	3.3
Anthony Smith	1991-92	Monroe, Ga.	8	3	5	60.0	-	-	-	2	3	66.7	1	0.1	5	3	0	0	8	1.0
Josh Smith	2012-16	Charlotte, N.C.	104	65	154	42.2	3	11	27.3	39	63	61.9	215	2.1	11	48	15	14	172	1.6
Junius Smith	1957-58	Greenville, S.C.	4	0	3	0.0	-	-	-	0	0	0.0	0	0.0	-	-	-	-	0	0.0
Mack Smith	1988-89	Seneca, S.C.	1	0	0	0.0	0	0	0.0	0	0	0.0	0	0.0	0	0	0	0	0	0.0
Tanner Smith	2008-12	Alpharetta, Ga.	127	333	777	42.9	111	340	32.6	209	288	72.6	459	3.6	320	227	159	34	986	7.8
Tommy Smith	1953-56	Hendersonville, N.C.	71	161	384	41.9	-	-	-	170	265	64.2	421	5.9	-	-	-	-	492	6.9
Will Solomon	1998-01	East Hartford, Conn.	94	469	1195	39.2	214	585	36.6	279	389	71.7	259	2.8	246	323	112	40	1431	15.2
Scott Spencer	2016-18	Suffolk, Va.	25	14	52	26.9	3	25	12.0	1	2	50.0	15	0.6	5	3	2	1	32	1.3
Cory Stanton	2010-11	Springfield, Tenn.	33	29	84	34.5	8	38	21.1	14	21	66.7	21	0.6	25	21	20	2	80	2.4
Fred Steiner	1964-65	Pittsburgh, Pa.	6	3	6	50.0	-	-	-	5	7	71.4	1	0.2	-	-	-	-	11	1.8
Demontez Stitt	2007-11	Matthews, N.C.	126	455	1061	42.9	111	335	33.1	344	468	73.5	346	2.7	419	318	164	46	1365	10.8
Tony Stockman	2000-02	Medina, Ohio	59	240	662	36.2	155	416	37.3	81	106	75.4	129	2.2	143	131	84	4	716	12.1
Rock Stone	1954-56	Piedmont, S.C.	21	35	105	33.3	-	-	-	36	54	66.7	110	5.2	-	-	-	-	106	5.1
Robert Stone	1985-86	Augusta, Ga.	8	4	9	44.4	-	-	-	0	1	0.0	7	0.9	0	5	1	2	8	1.0
Terrell Suit	1971-74	Anderson, S.C.	75	238	589	40.4	-	-	-	123	164	75.0	142	1.9	77	-	-	-	599	8.0
Bernard Sullivan	2011-13	Gastonia, N.C.	56	34	83	41.0	1	5	20.0	20	33	60.6	66	1.2	6	23	7	7	89	1.6
Jim Sutherland	1964-67	Clemson, S.C.	71	485	1105	43.9	-	-	-	260	306	85.0	383	5.4	-	-	-	-	1230	17.3
Jack Swails	1966-68	Kingstree, S.C.	16	11	28	39.3	-	-	-	7	13	53.8	27	1.7	-	-	-	-	29	1.8
Raymond Sykes	2005-09	Jacksonville, Fla.	124	216	373	57.9	0	0	0.0	71	134	53.0	338	2.7	50	128	54	102	503	4.1
Michael Tabb	1994-95	Philadelphia, Pa.	4	2	4	50.0	0	0	0.0	2	2	100.0	2	0.5	0	3	0	0	6	1.5
Michael Tait	1985-87	Compton, Calif.	58	165	344	48.0	70	136	51.5	68	93	73.1	127	2.2	124	89	67	2	468	8.1
Elijah Thomas	2016-17	Dallas, Texas	59	223	394	56.6	0	1	0.0	106	182	58.2								
Dave Thomas	1968-71	Warren, Ohio	76	381	875	43.5	-	-	-	126	182	69.2	221	2.9	-	-	-	-	888	11.7
Dick Thomas	1966-68	Warren, Ohio	26	81	200	40.5	-	-	-	26	41	63.4	72	2.8	-	-	-	-	188	7.2
Frank Tomera	1992-94	Johnstown, Pa.	30	11	33	33.3	0	2	0.0	8	13	61.5	29	1.0	4	12	2	8	30	1.0
Clyde Trapp	2017-18	Eastover, S.C.	29	16	41	39.0	7	21	33.3	14	19	73.7	19	0.7	17	15	2	2	53	1.8
A.J. Tyler	2006-07	Palm Harbor, Fla.	30	11	35	31.4	6	15	40.0	8	11	72.7	42	1.4	7	12	2	0	36	1.2
Sean Tyson	1987-91	Baltimore, Md.	72	259	504	51.4	0	8	0.0	46	79	58.2	278	3.9	69	97	104	9	564	7.8
Sheldon Waiters	2004-05	Columbia, S.C.	6	1	3	33.3	1	2	50.0	3	4	75.0	1	0.2	1	2	-	-	6	1.0
Keith Walker	1978-81	Statesville, N.C.	29	30	62	48.4	-	-	-	20	31	64.5	38	1.3	3	19	10	1	80	2.8
Corey Wallace	1991-94	Seyern, Md.	65	164	337	48.7	49	147	35.8	73	104	70.2	225	3.5	51	66	31	7	450	6.9
Dave Wallace	1959-61	Spartanburg, S.C.	20	32	108	29.6	-	-	-	15	23	65.2	122	6.1	-	-	-	-	79	4.0
Warren Wallace	1982-85	Charlotte, N.C.	55	138	295	46.8	12	26	46.2	20	48	41.7	104	1.9	125	67	28	3	308	5.6
Joe Ward	1981-82	Griffin, Ga.	19	46	100	46.0	-	-	-	22	33	66.7	32	1.7	17	19	4	2	114	6.0
Bill Warren	1957-61	Horning, Pa.	39	91	277	32.9	-	-	-	66	87	75.9	109	2.8	-	-	-	-	248	6.4
Joey Watts	1989-91	Aiken, S.C.	9	4	10	40.0	0	4	0.0	2	5	40.0	4	0.4	0	2	1	0	10	1.1
Pete Weddell	1968-71	Goshen, Ind.	62	67	142	47.2	-	-	-	72	116	62.1	142	2.3	-	-	-	-	206	3.3
Ames Wells	1953-54	Columbia, S.C.	23	133	322	41.3	-	-	-	89	134	66.4	69	3.0	-	-	-	-	355	15.4
Chubby Wells	1976-79	Philadelphia, Pa.	65	159	334	47.6	-	-	-	95	139	68.3	275	4.2	98	77	43	8	413	6.4
Jeff White	1980-81	Gastonia, N.C.	4	0	3	0.0	-	-	-	4	5	80.0	1	0.3	3	3	1	0	4	1.0
Chris Whitney	1991-93	Hopkinsville, Ky.	58	268	628	42.7	167	404	41.3	141	179	78.8	214	3.7	354	204	114	2	844	14.6
Keith Whitt	1978-79	Hanover, Mass.	1	1	1	100.0	-	-	-	0	1	0.0	0	0.0	0	0	0	0	2	2.0
Vincent Whitt	1996-99	Greensboro, N.C.	83	172	413	41.6	17	74	23.0	94	158	59.5	250	3.0	82	106	63	25	455	5.5
Tom Wideman	1995-99	Marietta, Ga.	129	266	571	52.1	0	1	0.0	175	316	55.4	723	5.6	125	170	82	45	707	5.5
Mitchell Wiggins	1979-80	Grifton, N.C.	32	76	162	46.9	-	-	-	25	45	55.6	96	3.0	40	30	28	3	177	5.5
Scott Wilkes	1979-80	DeLand, Fla.	4	1	4	25.0	-	-	-	3	4	75.0	0	0.0	3	3	0	0	5	1.3
Malik William	2017-18	Orlando, Fla.	17	10	27	37.0	1	3	33.3	4	6	66.7	26	1.5	3	2	1	3	25	1.5
Billy Williams	1977-80	Raleigh, N.C.	85	438	818	53.5	-	-	-	202	267	75.7	197	2.3	216	172	110	8	1078	12.7
John Williams	1970-72	Dover, Del.	35	22	52	42.3	-	-	-	19	36	52.8	46	1.3	-	-	-	-	63	1.8
Ovarus Williams	2003-04	Snow Hill, N.C.	6	0	1	0.0	-	-	-	1	2	50.0	0	0.0	-	-	-	-	1	0.2
Skip Wise	1974-75	Baltimore, Md.	25	188	384	48.9	-	-	-	86	114	75.4	78	3.1	44	-	-	6	462	18.5
Don Witherspoon	1979-82	Lexington, Ky.	11	4	5	80.0	-	-	-	2	4	50.0	3	0.3	0	1	1	1	10	0.9
Mohamed Woni	1996-99	Ivory Coast, Africa	62	59	124	47.6	0	2	0.0	51	67	76.1	151	2.4	7	44	6	20	169	2.7
Sharone Wright	1991-94	Macon, Ga.	92	501	943	53.1	0	6	0.0	306	484	63.2	903	9.8	78	228	69	286	1308	14.2
Horace Wyatt	1978-82	Hartsville, S.C.	119	420	827	50.8	-	-	-	146	221	66.1	604	5.1	190	183	74	59	986	8.3
Jesse Yanutola	2005-09	Tega Cay, S.C.	32	5	18	27.8	2	9	22.2	2	4	50.0	16	0.5	3	4	2	1	14	0.4
Bill Yarborough	1953-57	Walhalla, S.C.	62	498	1270	39.2	-	-	-	327	426	76.8	221	3.6	-	-	-	-	1323	21.3
Ronnie Yates	1968-70	Anderson, S.C.	50	230	525	43.8	-	-	-	116	178	65.2	269	5.4	-	-	-	-	576	11.5
Dick Yeary	1955-57	Nicholasville, Ky.	41	45	129	34.9	-	-	-	82	112	73.2	63	1.5	-	-	-	-	172	4.2
Vince Yockel	1955-58	Jersey City, N.J.	74	513	1202	42.7	-	-	-	324	439	73.8	483	6.5	-	-	-	-	1350	18.2
Andre Young	2008-12	Albany, Ga.	129	406	1004	40.4	236	629	37.5	175	227	77.1	268	2.1	342	163	184	4	1223	9.5
David Young	1988-92	Greenville, S.C.	97	261	634	41.2	138	402	34.3	91	125	72.8	208	2.1	330	192	116	42	751	7.7
Stewart Zane	1977-79	Chattanooga, Tenn.	12	6	12	50.0	-	-	-	1	2	50.0	16	1.3	1	2	0	1	13	1.1
Butch Zatezalo	1967-70	Aliquippa, Pa.	75	630	1536	41.0	-	-	-	501	610	82.1	210	2.8	-	-	-	-	1761	23.5

MICHAEL TAIT SHOT A SCHOOL-RECORD 51.5 PERCENT FROM THREE IN 1986-87.

ALL-ACC PLAYERS

BILL YARBOROUGH (SECOND TEAM, 1955 & 1956)

Guard • Walhalla, S.C.

Year	GP	FGM-FGA	Pct.	FTM-FTA	Pct.	Reb-Avg.	PTS	Avg.
1952-53	16	51-179	.285	18-30	.600	22-1.5	120	7.5
1953-54*	7	39-108	.361	32-48	.667	16-2.2	110	15.7
1954-55	23	247-623	.396	157-198	.793	84-3.7	651	28.3
1955-56	26	182-480	.379	123-169	.728	104-4.0	487	18.7
1956-57	13	69-167	.413	47-59	.797	33-2.5	185	14.2
TOTALS	85	588-1557	.378	377-504	.748	259-3.0	1553	18.3

* - red-shirted due to injury

VINCE YOCKEL (SECOND TEAM, 1956 • FIRST TEAM, 1958)

Forward • Jersey City, N.J.

Year	GP	FGM-FGA	Pct.	FTM-FTA	Pct.	Reb-Avg.	PTS	Avg.
1955-56	26	210-476	.441	124-173	.716	219-8.4	544	20.9
1956-57	24	178-426	.418	118-160	.738	165-6.9	474	19.8
1957-58	24	125-300	.417	82-106	.774	90-3.8	332	13.8
TOTALS	74	513-1202	.427	324-439	.738	474-6.4	1350	18.2

CHOPPY PATTERSON (FIRST TEAM, 1960 • SECOND TEAM, 1961)

Guard • Piedmont, S.C.

Year	GP	FGM-FGA	Pct.	FTM-FTA	Pct.	Reb-Avg.	PTS	Avg.
1959-60	26	151-402	.376	125-154	.812	130-5.0	427	16.4
1960-61	26	174-465	.374	146-173	.844	92-3.5	494	19.0
1962-63	24	83-217	.382	44-63	.698	56-2.3	210	8.8
TOTALS	76	408-1084	.376	315-390	.808	278-3.7	1131	14.9

JIM BRENNAN (SECOND TEAM, 1963 & 1964)

Guard • McKeesport, Pa.

Year	GP	FGM-FGA	Pct.	FTM-FTA	Pct.	Reb-Avg.	PTS	Avg.
1961-62	27	183-427	.429	95-122	.779	68-2.5	461	17.1
1962-63	24	144-347	.415	111-134	.828	92-3.8	399	16.6
1963-64	25	159-371	.429	139-167	.832	107-4.3	457	18.3
TOTALS	76	486-1145	.424	345-423	.816	267-3.5	1317	17.3

JIM SUTHERLAND (SECOND TEAM, 1965 & 1967)

Guard • Clemson, S.C.

Year	GP-GS	FGM-FGA	Pct.	FTM-FTA	Pct.	Reb-Avg.	PTS	Avg.
1964-65	25-22	147-322	.457	65-83	.783	139-6.3	359	16.3
1965-66	29-24	155-362	.428	91-107	.850	124-5.2	401	16.7
1966-67	25-22	183-421	.435	104-116	.897	120-4.8	470	18.8
TOTALS	79-68	485-1105	.439	260-306	.849	383-5.4	1230	17.3

RANDY MAHAFFEY (SECOND TEAM, 1965 • FIRST TEAM, 1967)

Center • LaGrange, Ga.

Year	GP	FGM-FGA	Pct.	FTM-FTA	Pct.	Reb-Avg.	PTS	Avg.
1964-65	23	145-291	.498	108-155	.697	224-9.7	398	17.3
1965-66	24	126-288	.438	102-146	.699	256-10.2	354	14.2
1966-67	25	155-305	.508	109-170	.641	225-9.0	419	16.8
TOTALS	72	426-884	.482	319-471	.677	705-9.7	1171	16.0

BUTCH ZATEZALO (SECOND TEAM, 1968-70)

Guard • Aliquippa, Pa.

Year	GP-GS	FGM-FGA	Pct.	FTM-FTA	Pct.	Reb-Avg.	AST	PTS	Avg.
1967-68	24-24	189-515	.367	174-212	.821	63-2.6		552	23.0
1968-69	25-25	228-538	.424	189-229	.825	90-3.6		645	25.8
1969-70	26-26	213-483	.441	138-169	.817	57-2.2	80	564	21.7
TOTALS	75-75	630-1536	.410	501-610	.821	210-2.8		1761	23.5

SKIP WISE (FIRST TEAM, 1975)

Guard • Baltimore, Md.

Year	GP-GS	FGM-FGA	Pct.	FTM-FTA	Pct.	Reb-Avg.	AST	BS	PTS	Avg.
1974-75	25-17	188-384	.489	86-114	.754	78-3.1	44	6	462	18.5

WAYNE "TREE" ROLLINS (SECOND TEAM, 1975-77)


Center • Cordele, Ga.

Year	GP-GS	Min/G	FGM-FGA	Pct.	FTM-FTA	Pct.	Reb/Avg.	A-T	B-S	PTS	Avg.
1973-74	26-26		144-265	.543	34-54	.629	316-12.2	8-	106-	322	12.4
1974-75	28-28		162-326	.497	40-67	.597	328-11.7	17-	119-	364	13.0
1975-76	28-28	861/30	170-313	.543	43-76	.566	308-11.0	36-75	117-22	383	13.7
1976-77	28-28	777/28	167-288	.580	60-95	.632	359-12.8	32-54	108-28	394	14.1
TOTALS	110-110		643-1192	.539	177-292	.606	1311-11.9	93-	450-	1463	13.3


STAN ROME (SECOND TEAM, 1977)

Forward • Valdosta, Ga.


Year	GP-GS	Min/G	FGM-FGA	Pct.	FTM-FTA	Pct.	Reb/Avg.	A-T	B-S	PTS	Avg.
1974-75	28-28		121-229	.528	50-74	.676	132-4.7	34-	12-	292	10.4
1975-76	26-7	507/20	117-210	.557	70-97	.722	110-4.2	25-64	4-28	304	11.7
1976-77	28-27	680/24	174-316	.551	79-128	.617	93-3.3	52-45	6-52	427	15.3
1977-78	27-24	669/25	141-289	.488	60-98	.612	85-3.1	64-49	4-37	342	12.7
TOTALS	109-86		553-1044	.530	259-397	.652	420-3.9	175-	26-117	1365	12.5



JIM BRENNAN



SKIP WISE



STAN ROME



ALL-ACC PLAYERS

BILLY WILLIAMS (FIRST TEAM, 1980)

Guard • Raleigh, N.C.

Year	GP-GS	Min/G	FGM-FGA	Pct.	FTM-FTA	Pct.	Reb/Avg.	A-T	B-S	PTS	Avg.
1977-78	24-1	253/11	52-92	.565	30-36	.833	28-1.2	16-18	0-12	134	5.6
1978-79	29-28	836/29	157-298	.527	68-92	.739	19-65-2.2	71-25	4-40	382	13.2
1979-80	32-32	1088/34	229-428	.535	104-139	.748	29-104-3.3	129-80	4-58	562	17.6
TOTALS	85-61	2177/26	438-818	.535	202-267	.757	197-2.3	216-123	8-110	1078	12.7

LARRY NANCE (SECOND TEAM, 1981)

Forward • Anderson, S.C.

Year	GP-GS	Min/G	FGM-FGA	Pct.	FTM-FTA	Pct.	Reb/Avg.	A-T	B-S	PTS	Avg.
1977-78	25-5	273/11	35-75	.467	8-17	.471	78/3.1	21-22	8-10	78	3.1
1978-79	29-28	837/29	137-264	.519	49-77	.636	78-210/7.2	45-45	24-35	323	11.1
1979-80	32-32	961/30	174-338	.515	98-164	.598	94-259/8.1	63-60	38-26	446	13.9
1980-81	31-27	887/28	207-360	.575	80-116	.690	76-237/7.6	48-68	28-35	494	15.9
TOTALS	117-92	2958/25	553-1037	.533	235-374	.628	784/6.7	177-195	98-106	1341	11.5

VINCENT HAMILTON (SECOND TEAM, 1982)

Guard • Rutherfordton, N.C.

Year	GP-GS	Min/G	FGM-FGA	Pct.	FTM-FTA	Pct.	Reb/Avg.	A-T	B-S	PTS	Avg.
1980-81	31-22	884/29	113-211	.536	46-63	.730	70/143/4.6	80-36	2-37	272	8.8
1981-82	28-28	992/35	181-309	.586	58-72	.806	64/135/4.8	84-52	0-32	420	15.0
1982-83	3-3	114/38	18-36	.500	9-12	.750	4/14/4.7	6-3	0-2	46	15.3
1983-84	25-24	854/34	152-301	.505	51-76	.671	60/136/5.4	76-68	2-29	355	14.2
1984-85	29-28	1062/36	188-387	.486	61-76	.803	84/200/6.9	91-75	2-33	437	15.1
TOTALS	116-105	3906/34	652-1244	.524	225-299	.753	282/628/5.4	337/234	6-133	1530	13.2


Note: 1-1 on three-point goals in 1982-83.

HORACE GRANT (SECOND TEAM, 1986 • FIRST TEAM, 1987)

Forward/Center • Sparta, Ga.

Year	GP-GS	Min/G	FGM-FGA	Pct.	FTM-FTA	Pct.	Reb/Avg.	A-T	B-S	PTS	Avg.
1983-84	28-9	551/20	64-120	.533	32-43	.744	129/4.6	49-34	12-21	160	5.7
1984-85	29-26	703/24	132-238	.555	65-102	.637	196/6.8	32-52	21-19	329	11.3
1985-86	34-31	1099/32	208-356	.584	140-193	.725	357/10.5	62-67	24-28	556	16.4
1986-87	31-28	1010/33	256-390	.656	138-195	.708	299/9.6	63-67	25-36	651	21.0
TOTALS	122-94	3363/27	660-1104	.598	375-533	.704	981/8.0	206-220	82-104	1696	13.9


Note: 1-2 on three-point attempts in 1986-87.




HORACE GRANT



BILLY WILLIAMS



LARRY NANCE



VINCENT HAMILTON

ALL-ACC PLAYERS

ELDEN CAMPBELL (THIRD TEAM, 1988 • SECOND TEAM, 1989 • FIRST TEAM, 1990)

Center • Inglewood, Calif.

Year	GP-GS	Min/G	FGM-FGA	Pct.	3FG-FGA	Pct.	FTM-FTA	Pct.	Of/Reb/Avg.	A-T	B-S	PTS	Avg.
1986-87	31-3	534/17	107-193	.554	0-0	.000	59-84	.702	50/126/4.1	20-55	62-12	273	8.8
1987-88	28-27	808/29	217-345	.629	0-4	.000	91-147	.619	65/207/7.4	15-53	88-32	525	18.8
1988-89	29-25	814/28	205-373	.550	2-5	.400	95-138	.688	70/222/7.7	34-68	87-38	507	17.5
1989-90	35-30	1038/30	225-431	.522	1-1	1.000	124-207	.599	85/281/8.0	44-93	97-54	575	16.4
TOTALS	123-85	3194/26	754-1342	.562	3-10	.300	369-576	.640	270/836/6.8	113-269	334-136	1880	15.3

DALE DAVIS (THIRD TEAM, 1989 • FIRST TEAM, 1990 • SECOND TEAM, 1991)

Forward/Center • Toccoa, Ga.

Year	GP-GS	Min./Avg	FG-FGA	Pct.	3FG-FGA	Pct.	FTM-FTA	Pct.	Of/Reb/Avg	A-T	B-S	PTS	Avg.
1987-88	29-21	714/24	91-171	.532	0-0	.000	45-89	.506	97/223/7.7	10-34	38-16	227	7.8
1988-89	29-14	736/25	146-218	.670	0-0	.000	93-144	.646	100/258/8.9	16-34	40-17	385	13.3
1989-90	35-34	1077/25	205-328	.625	0-1	.000	127-213	.596	166/395/11.3	21-55	58-36	537	15.3
1990-91	28-28	971/34	191-359	.532	0-2	.000	119-205	.580	122/340/12.1	37-66	74-37	501	17.9
TOTALS	121-97	3498/28	633-1076	.588	0-3	.000	384-651	.589	485/1216/10.0	84-189	210-106	1650	13.6

SHARONE WRIGHT (THIRD TEAM, 1993 • SECOND TEAM, 1994)

Center • Macon, Ga.

Year	GP-GS	Min./Avg	FG-FGA	Pct.	3FG-FGA	Pct.	FTM-FTA	Pct.	Of/Reb/Avg	A-T	B-S	PTS	Avg.
1991-92	28-23	747/26.7	137-275	.498	0-2	.000	63-112	.563	120/227/8.1	11-50	63-23	337	12.0
1992-93	30-29	913/30.4	178-314	.567	0-2	.000	93-139	.669	128/314/10.5	26-76	124-22	449	15.0
1993-94	34-33	1027/30.2	186-354	.525	0-2	.000	150-233	.644	124/362/10.6	41-102	99-24	522	15.4
TOTALS	92-85	2687/29.2	501-943	.531	0-6	.000	306-484	.632	352/903/9.8	78-228	286-69	1308	14.2

CHRIS WHITNEY (THIRD TEAM, 1993)

Guard • Hopkinsville, Ky.

Year	GP-GS	Min./Avg	FG-FGA	Pct.	3FG-FGA	Pct.	FTM-FTA	Pct.	Of/Reb/Avg	A-T	B-S	PTS	Avg.
1991-92	28-27	982/35.1	119-290	.410	80-191	.419	56-73	.767	16/92/3.3	161-94	0-41	374	13.4
1992-93	30-30	1126/37.5	149-338	.441	87-213	.408	85-106	.802	20/122/4.1	193-110	2-73	470	15.7
TOTALS	58-57	2108/36.3	268-628	.427	167-404	.413	141-179	.788	36/214/3.7	354-204	2-114	844	14.6

DEVIN GRAY (THIRD TEAM, 1994)

Forward • Baltimore, Md.

Year	GP-GS	Min./Avg	FG-FGA	Pct.	3FG-FGA	Pct.	FTM-FTA	Pct.	Of/Reb/Avg	A-T	B-S	PTS	Avg.
1991-92	27-12	647/24.0	129-248	.520	1-3	.333	34-79	.430	60/138/5.1	20-48	6-40	293	10.9
1992-93	30-25	950/31.7	197-372	.530	13-36	.361	93-146	.637	78/164/5.5	51-66	22-60	500	16.7
1993-94	30-14	802/26.7	178-311	.572	1-10	.100	74-136	.544	74/180/6.0	30-51	15-37	431	14.4
1994-95	7-7	162/23.1	38-62	.613	0-1	.000	22-36	.611	43/6.1	7-18	5-5	98	14.0
TOTALS	94-58	2561/27.2	542-993	.545	15-50	.300	223-397	.562	171/525/5.6	108-183	48-142	1322	14.1

GREG BUCKNER (SECOND TEAM, 1997 & 1998)

Guard/Forward • Hopkinsville, Ky.

Year	GP-GS	Min./Avg	FG-FGA	Pct.	3FG-FGA	Pct.	FTM-FTA	Pct.	Of/Reb/Avg	A-T	B-S	PTS	Avg.
1994-95	28-28	911/32.5	141-268	.526	13-44	.295	41-80	.513	46/165/5.9	58-38	12-63	336	12.0
1995-96	29-29	950/32.8	144-305	.472	1-25	.040	92-137	.672	59/147/5.1	48-38	8-38	381	13.1
1996-97	33-33	1071/32.5	190-393	.483	17-54	.315	119-168	.708	51/150/4.5	63-63	10-35	516	15.6
1997-98	32-32	1022/31.9	204-380	.537	19-58	.328	94-135	.690	26/130/4.1	83-47	10-51	521	16.3
TOTALS	122-122	3954/32.4	679-1346	.504	50-181	.276	346-520	.665	182/592/4.9	252-186	40-179	1754	14.4

TERRELL McINTYRE (SECOND TEAM, 1997 & 1999 • FIRST TEAM, 1998)

Guard • Raeford, N.C.

Year	GP-GS	Min./Avg	FG-FGA	Pct.	3FG-FGA	Pct.	FTM-FTA	Pct.	Of/Reb/Avg	A-T	B-S	PTS	Avg.
1995-96	29-21	905/31.2	123-307	.401	43-123	.350	80-101	.792	27/80/2.8	90-71	0-37	369	12.7
1996-97	33-33	1105/33.5	141-361	.391	61-172	.355	98-123	.797	16/83/2.5	145-66	4-42	441	13.4
1997-98	29-23	940/32.4	129-302	.427	56-155	.361	88-113	.779	22/99/3.4	154-68	0-58	402	13.9
1998-99	35-35	1250/35.7	199-456	.436	99-246	.402	130-164	.793	16/79/2.3	188-113	1-57	627	17.9
TOTALS	126-112	4200/33.3	592-1426	.415	289-696	.372	396-501	.790	81/341/2.7	577-318	5-194	1839	14.6

WILL SOLOMON (FIRST TEAM, 2000 • SECOND TEAM, 2001)

Guard • East Hartford, Conn.

Year	GP-GS	Min./Avg	FG-FGA	Pct.	3FG-FGA	Pct.	FTM-FTA	Pct.	Of/Reb/Avg	A-T	B-S	PTS	Avg.
1998-99	34-6	622/19.5	73-203	.360	26-85	.306	41-66	.621	2/50/1.5	49-75	17-32	213	6.3
1999-00	30-30	1079/36.0	213-531	.401	93-248	.375	108-158	.684	24/123/4.1	95-125	14-38	627	20.9
2000-01	30-28	998/33.3	183-461	.397	95-252	.377	130-165	.788	17/86/2.9	102-123	9-42	591	19.7
TOTALS	94-64	2699/28.7	469-1195	.392	214-585	.366	279-389	.717	43/259/2.8	246-323	40-112	1431	15.2

EDWARD SCOTT (THIRD TEAM, 2002 • FIRST TEAM, 2003)

Guard • Eastover, S.C.

Year	GP-GS	Min./Avg	FG-FGA	Pct.	3FG-FGA	Pct.	FTM-FTA	Pct.	Of/Reb/Avg	A-T	B-S	PTS	Avg.
1999-00	24-21	789/32.9	51-164	.311	32-98	.327	21-28	.750	9/79/3.3	69-53	2-28	155	6.5
2000-01	30-29	1000/33.3	79-202	.391	15-71	.211	46-56	.821	13/103/3.4	127-74	0-21	219	7.3
2001-02	30-30	1105/36.8	134-331	.405	30-98	.306	58-88	.674	37/110/4.9	238-109	2-44	356	11.9
2002-03	28-28	1077/38.5	165-428	.386	44-120	.367	122-165	.739	22/104/3.7	161-79	3-38	496	17.7
TOTALS	112-109	3971/35.5	429-1125	.381	121-387	.313	247-335	.737	81/433/3.9	595-315	9-131	1226	10.9

SHARROD FORD (THIRD TEAM, 2005)

Forward/Center • Suitland, Md.

Year	GP-GS	Min./Avg	FG-FGA	Pct.	3FG-FGA	Pct.	FTM-FTA	Pct.	Of/Reb/Avg	A-T	B-S	PTS	Avg.
2001-02	30-0	423/14.1	60-99	.606	0-0	.000	16-35	.457	48/108/3.6	2-33	26-7	136	4.5
2002-03	28-27	675/24.1	88-156	.564	0-0	.000	33-77	.458	71/191/6.8	17-35	19-14	209	7.5
2003-04	28-28	803/28.7	116-216	.537	0-2	.000	100-159	.629	80/202/7.2	16-70	64-14	332	11.9
2004-05	32-32	922/28.8	185-361	.512	0-3	.000	107-183	.585	110/261/8.2	36-84	68-26	477	14.9
TOTALS	118-87	2823/23.9	449-832	.540	0-5	.000	256-449	.570	309/762/6.5	71-222	177-61	1154	9.8



ALL-ACC PLAYERS

CLIFF HAMMONDS (THIRD TEAM, 2008)

Guard • Cairo, Ga.

Year	GP-GS	Min./Avg	FG-FGA	Pct.	3FG-FGA	Pct.	FTM-FTA	Pct.	Of/Reb/Avg	A-T	B-S	PTS	Avg.
2004-05	32-31	968/30.3	118-273	.432	60-166	.361	42-65	.646	27/116/3.6	88-64	6-43	338	10.6
2005-06	32-32	951/29.7	119-296	.402	49-173	.283	35-62	.565	35/109/3.4	105-57	8-56	322	10.1
2006-07	36-36	1204/33.4	152-327	.465	75-198	.379	38-59	.644	19/117/3.3	147-59	6-60	417	11.6
2007-08	34-34	1162/34.2	150-321	.467	60-160	.375	28-61	.459	43/141/4.1	133-60	7-66	388	11.4
Totals	134-133	4285/32.0	539-1217	.443	244-697	.350	143-247	.579	124/483/3.6	473-240	27-225	1465	10.9

K.C. RIVERS (SECOND TEAM, 2008)

Guard/Forward • Charlotte, N.C.

Year	GP-GS	Min./Avg	FG-FGA	Pct.	3FG-FGA	Pct.	FTM-FTA	Pct.	Of/Reb/Avg	A-T	B-S	PTS	Avg.
2005-06	32-12	810/25.0	81-215	.377	44-131	.336	21-25	.840	65/152/4.8	57-48	6-47	227	7.1
2006-07	36-10	1045/29.0	183-396	.462	88-223	.395	50-68	.735	56/162/4.5	65-44	5-44	504	14.0
2007-08	34-33	1036/30.5	188-429	.438	80-199	.402	44-65	.677	83/214/6.3	61-38	16-64	500	14.7
2008-09	32-32	991/31.0	173-385	.449	69-176	.392	38-57	.667	64/193/6.0	52-44	14-55	453	14.2
Totals	134-87	3873/28.9	625-1425	.439	281-729	.385	153-215	.712	268/721/5.4	235-174	41-210	1684	12.6

TREVOR BOOKER (SECOND TEAM, 2009 • FIRST TEAM, 2010)

Forward • Whitmire, S.C.

Year	GP-GS	Min./Avg	FG-FGA	Pct.	3FG-FGA	Pct.	FTM-FTA	Pct.	Of/Reb/Avg	A-T	B-S	PTS	Avg.
2006-07	36-36	936/26.0	159-264	.602	0-0	.000	56-91	.615	112/232/6.4	38-71	78-32	374	10.4
2007-08	34-34	906/26.6	151-272	.555	5-15	.333	67-117	.573	92/249/7.3	51-68	63-22	374	11.0
2008-09	32-32	982/30.7	189-331	.571	9-22	.409	104-147	.707	107/311/9.7	54-59	63-47	491	15.3
2009-10	32-32	984/30.8	188-361	.521	9-34	.265	101-171	.591	89/268/8.4	81-62	45-43	486	15.2
Totals	134-134	3808/28.4	687-1228	.559	23-71	.324	328-526	.624	400/1060/7.9	224-260	249-144	1725	12.9

DEMONTEZ STITT (THIRD TEAM, 2011)

Guard • Matthews, N.C.

Year	GP-GS	Min./Avg	FG-FGA	Pct.	3FG-FGA	Pct.	FTM-FTA	Pct.	Of/Reb/Avg	A-T	B-S	PTS	Avg.
2007-08	32-20	728/22.8	91-223	.408	16-58	.276	83-109	.761	14/50/1.6	97-89	10-28	281	8.8
2008-09	32-32	829/25.9	93-225	.413	18-66	.273	74-110	.673	17/77/2.4	121-81	14-48	278	8.7
2009-10	30-29	863/28.8	119-262	.454	33-84	.393	72-92	.783	22/80/2.7	94-80	8-44	343	11.4
2010-11	32-30	1093/34.2	152-351	.433	44-127	.346	115-157	.732	37/139/4.3	107-68	14-44	463	14.5
Totals	126-111	3513/27.9	455-1061	.429	111-335	.331	344-468	.735	90/346/2.7	419-318	46-164	1365	10.8

DEVIN BOOKER (THIRD TEAM, 2013)

Forward/Center • Whitmire, S.C.

Year	GP-GS	Min./Avg	FG-FGA	Pct.	3FG-FGA	Pct.	FTM-FTA	Pct.	Of/Reb/Avg	A-T	B-S	PTS	Avg.
2009-10	32-1	370/11.6	60-107	.561	0-1	.000	24-45	.533	36/94/2.9	10-30	4-12	144	4.5
2010-11	34-33	827/24.3	102-228	.447	15-45	.333	58-79	.734	56/186/5.5	24-53	15-22	277	8.1
2011-12	31-29	904/29.2	124-270	.459	5-23	.217	74-106	.698	82/217/7.0	39-57	29-27	327	10.5
2012-13	31-31	988/31.9	159-292	.545	2-11	.182	86-138	.623	93/231/7.5	26-59	35-19	406	13.1
Totals	128-94	3089/24.1	445-897	.496	22-80	.275	242-368	.658	267/728/5.7	99-199	83-80	1154	9.0

K.J. McDANIELS (FIRST TEAM, 2014)

Forward • Birmingham, Ala.

Year	GP-GS	Min./Avg	FG-FGA	Pct.	3FG-FGA	Pct.	FTM-FTA	Pct.	Of/Reb/Avg	A-T	B-S	PTS	Avg.
2011-12	30-1	304/10.1	44-97	.454	7-25	.280	22-38	.579	34/55/1.8	7-13	20-10	117	3.9
2012-13	28-25	771/27.5	109-252	.433	32-96	.333	54-79	.684	50/140/5.0	21-44	58-32	304	10.9
2013-14	36-35	1212/33.7	209-455	.459	42-138	.304	154-183	.842	86/255/7.1	57-83	100-41	614	17.1
Totals	94-61	2287/24.3	362-804	.450	81-259	.313	230-300	.767	170/450/4.8	85-140	178-83	1035	11.0

JARON BLOSSOMGAME (FIRST TEAM, 2016 • THIRD TEAM, 2017)

Forward • Alpharetta, Ga.

Year	GP-GS	Min./Avg	FG-FGA	Pct.	3FG-FGA	Pct.	FTM-FTA	Pct.	Of/Reb/Avg	A-T	B-S	PTS	Avg.
2013-14	33-30	773/23.4	62-157	.395	10-50	.200	28-47	.596	52/164/5.0	13-25	13-9	162	4.9
2014-15	31-31	958/30.9	144-296	.486	17-59	.288	102-144	.708	76/253/8.2	30-54	11-24	407	13.1
2015-16	31-31	1060/34.2	201-392	.513	45-101	.446	133-170	.782	55/207/6.7	47-55	41-23	580	18.7
2016-17	33-33	1133/34.3	220-441	.499	24-94	.255	120-168	.714	59/207/6.3	51-56	30-27	584	17.7
Totals	128-125	3924/30.7	627-1286	.488	96-305	.315	383-529	.526	242/831/6.5	141-190	95-83	1733	13.5

MARQUISE REED (SECOND TEAM, 2018)

Guard • Landover, Md.

Year	GP-GS	Min./Avg	FG-FGA	Pct.	3FG-FGA	Pct.	FTM-FTA	Pct.	Of/Reb/Avg	A-T	B-S	PTS	Avg.
2016-17	33-0	711/21.5	100-237	.422	33-82	.402	96-106	.906	16/76/2.3	64-40	1-46	329	10.0
2017-18	35-35	1221/34.9	183-426	.430	67-189	.354	120-142	.845	26/165/4.7	116-80	0-58	553	15.8
Totals	68-35	1932/28.4	283-663	.427	100-271	.369	216-248	.871	42/241/3.5	180-120	1-104	882	13.0

CLIFF HAMMONDS



JARON BLOSSOMGAME

YEAR-BY-YEAR RECORD


	Conf.	Home	Away	Neu.	All		CU	OPP			Conf.	Home	Away	Neu.	All		CU	OPP		
Year	W-L	W-L	W-L	W-L	W-L	Pct	PPG	PPG	Head Coach		Year	W-L	W-L	W-L	W-L	Pct	PPG	PPG	Head Coach	
1911-12		1-0	3-0	0-0	4-0	1.000	53.5	13.5	Dobson		1932-33	0-2	5-5	5-4	0-0	10-9	.526	31.4	30.4	Davis
1912-13		4-2	5-3	0-0	9-5	.643	32.2	24.2	Dobson		1933-34	0-6	4-3	3-9	0-0	7-12	.368	26.5	30.4	Davis
1913-14		1-0	0-3	0-0	1-3	.250	21.2	28.0	Erwin		1934-35	3-1	8-1	7-1	0-1	15-3	.833	38.2	25.7	Davis
1914-15		1-1	2-4	0-0	3-5	.375	23.8	26.8	Erwin		1935-36	5-5	6-2	9-4	0-1	15-7	.682	34.0	29.0	Davis
1915-16		1-2-1	1-4	0-0	2-6-1	.250	32.1	35.7	Ward		1936-37	3-7	2-7	4-8	0-0	6-15	.286	30.6	36.4	Davis
1916-17		5-0	3-2	0-0	8-2	.800	39.8	26.5	Morris		1937-38	8-4	9-1	5-5	2-1	16-7	.696	39.8	33.5	Davis
1917-18		3-0	0-2	0-0	3-2	.600	46.6	27.4	Donahue		1938-39	6-6	6-1	6-7	4-0	16-8	.667	39.7	34.3	Davis
1918-19		2-0	1-1	0-0	3-1	.750	44.7	26.5	Donahue		1939-40	9-7	6-4	3-6	0-2	9-12	.429	52.4	51.0	Davis
1919-20		5-3	3-3	0-0	8-6	.571	32.5	28.3	Morris		1940-41	7-8	5-4	2-10	1-0	8-14	.571	46.6	51.0	Norman
1920-21		6-0	4-4	0-1	10-5	.667	34.5	22.5	Conover		1941-42	2-10	2-7	1-6	0-1	3-14	.176	35.1	48.7	Norman
1921-22	0-3	4-4	4-9	0-0	8-13	.381	21.5	27.3	Stewart		1942-43	0-10	2-7	1-6	0-0	3-13	.185	38.0	46.7	Norman
1922-23	3-3	8-3	3-2	0-1	11-6	.647	25.0	17.9	Stewart		1943-44	0-3	1-4	0-6	0-0	1-10	.100	34.0	49.7	Norman
1923-24	0-7	1-6	1-10	0-1	2-17	.105	14.3	26.7	Sanders		1944-45	4-5	4-4	4-3	0-1	8-8	.500	39.0	41.5	Norman
1924-25	3-2	3-6	1-8	0-0	4-14	.286	21.6	29.6	Sanders		1945-46	5-7	5-5	4-6	0-0	9-11	.450	46.1	43.9	Norman
1925-26	1-7	2-6	2-11	0-0	4-17	.190	23.9	33.9	Gilliam		1946-47	2-12	5-3	2-10	0-0	7-13	.350	48.2	57.3	McFadden
1926-27	1-7	1-6	1-7	0-0	2-13	.133	22.2	33.6	Cody		1947-48	3-14	4-8	2-9	0-0	6-17	.261	54.6	60.7	McFadden
1927-28	5-7	6-2	3-11	0-1	9-14	.391	27.7	32.2	Cody		1948-49	6-9	6-3	4-8	0-0	10-11	.476	57.7	54.2	McFadden
1928-29	6-4	10-1	5-10	0-1	15-12	.556	31.5	27.5	Cody		1949-50	8-8	4-4	6-6	0-0	10-10	.500	62.0	59.4	McFadden
1929-30	9-6	10-3	6-5	0-1	16-9	.640	35.4	26.7	Cody		1950-51	9-4	7-1	4-5	0-1	11-7	.611	67.8	62.4	McFadden
1930-31	3-5	3-1	3-5	0-1	6-7	.462	29.6	29.8	Cody		1951-52	11-4	8-0	8-5	1-2	17-7	.708	71.1	66.3	McFadden
1931-32	2-9	5-5	2-8	0-0	7-13	.350	25.4	26.8	Davis		1952-53	6-8	4-6	4-4	0-0	8-10	.444	68.7	69.2	McFadden

	ACC Games	ACC Trn.	Non-Con.	Home	Away	Neutral	Overall		CU	OPP	
Year	W-L	W-L	W-L	W-L	W-L	W-L	W-L	Pct	PPG	PPG	Head Coach
1953-54	0-9	0-1	5-8	3-6	2-11	0-1	5-18	.217	62.3	78.3	McFadden
1954-55	0-14	0-1	2-6	1-9	1-11	0-1	2-21	.087	73.7	93.3	McFadden
1955-56	1-13	0-1	8-3	2-7	2-7	5-3	9-17	.346	86.0	90.8	McFadden
1956-57	3-11	0-1	4-5	5-3	1-7	1-7	7-17	.297	72.5	82.3	Maravich
1957-58	4-10	0-1	4-5	4-5	1-7	3-4	8-16	.333	68.8	71.8	Maravich
1958-59	5-9	0-1	3-6	4-3	2-7	2-6	8-16	.333	56.9	64.2	Maravich
1959-60	4-10	0-1	6-5	4-6	3-6	3-4	10-16	.385	64.2	70.7	Maravich
1960-61	5-9	0-1	5-6	6-4	2-7	2-5	10-16	.385	67.0	70.5	Maravich
1961-62	4-10	2-1	6-4	5-4	5-6	2-5	12-15	.444	72.1	74.6	Maravich
1962-63	5-9	0-1	7-3	7-2	4-7	1-4	12-13	.480	67.4	66.9	Roberts
1963-64	8-6	1-1	4-5	6-4	5-4	2-4	13-12	.520	70.2	69.0	Roberts
1964-65	4-10	0-1	4-4	6-3	1-8	1-4	8-15	.348	74.2	75.7	Roberts
1965-66	8-6	0-1	7-3	7-2	6-6	2-2	15-10	.600	76.9	83.4	Roberts
1966-67	9-5	0-1	8-2	7-2	7-5	3-1	17-8	.680	74.0	70.3	Roberts
1967-68	3-11	0-1	1-8	2-7	2-10	0-3	4-20	.167	71.5	82.2	Roberts
1968-69	2-12	0-1	4-6	4-7	2-8	0-4	6-19	.240	78.8	85.8	Roberts
1969-70	2-12	0-1	5-6	6-5	1-9	0-5	7-19	.269	80.3	90.3	Roberts
1970-71	3-11	0-1	6-5	8-4	0-10	1-3	9-17	.346	58.9	65.9	Locke
1971-72	2-10	0-1	8-5	6-4	2-8	2-4	10-16	.385	63.4	66.1	Locke
1972-73	4-8	0-1	8-5	9-2	2-7	1-5	12-14	.462	69.8	69.4	Locke
1973-74	3-9	0-1	11-2	9-4	3-6	2-2	14-12	.538	68.3	69.3	Locke
1974-75	8-4	1-1	8-6	11-1	4-7	2-3	17-11	.607	80.3	72.1	Locke
1975-76	5-7	1-1	12-2	8-5	7-4	3-1	18-10	.643	83.4	75.1	Foster
1976-77	8-4	1-1	13-1	13-2	6-2	3-2	22-6	.786	86.6	68.9	Foster
1977-78	3-9	0-1	12-2	10-5	2-5	3-2	15-12	.556	82.6	73.7	Foster
1978-79	5-7	0-1	14-2	13-3	3-5	3-2	19-10	.655	72.0	65.6	Foster
1979-80	8-6	1-1	14-2	15-0	2-6	6-3	23-9	.719	80.0	70.2	Foster
1980-81	6-8	0-1	14-2	12-4	5-6	3-1	20-11	.645	75.5	66.8	Foster
1981-82	4-10	0-1	10-3	11-5	2-7	1-2	14-14	.500	69.9	65.2	Foster
1982-83	2-12	0-1	9-7	9-7	1-9	1-4	11-20	.355	75.6	78.0	Foster
1983-84	3-11	0-1	11-2	11-5	3-6	0-3	14-14	.500	74.5	68.1	Foster
1984-85	5-9	0-1	11-3	12-4	3-8	1-1	16-13	.552	75.0	71.0	Ellis
1985-86	3-11	0-1	16-3	14-5	3-8	2-2	19-15	.556	74.9	67.5	Ellis
1986-87	10-4	0-1	15-1	15-2	8-2	2-2	25-6	.806	86.1	71.5	Ellis
1987-88	4-10	0-1	10-4	12-4	0-9	2-2	14-15	.483	74.3	72.0	Ellis
1988-89	7-7	0-1	12-3	13-1	4-8	2-2	19-11	.633	79.8	75.6	Ellis
1989-90	10-4	1-1	13-3	14-0	6-5	4-3	24-8	.750	79.3	69.9	Ellis
1990-91	2-12	0-1	9-4	9-7	0-8	2-2	11-17	.393	73.7	76.7	Ellis
1991-92	4-12	0-1	10-1	12-4	1-8	1-2	14-14	.500	76.6	75.5	Ellis
1992-93	5-11	1-1	11-1	11-5	4-7	2-1	17-13	.567	79.2	76.7	Ellis
1993-94	6-10	1-1	11-5	11-4	4-10	3-2	18-16	.529	75.2	72.9	Ellis
1994-95	5-11	0-1	10-1	11-5	3-7	1-1	15-13	.536	64.1	62.5	Barnes
1995-96	7-9	1-1	10-1	14-2	3-7	1-2	18-11	.621	68.0	63.0	Barnes
1996-97	9-7	0-1	14-2	12-3	6-4	5-3	23-10	.697	68.2	61.5	Barnes
1997-98	7-9	1-1	10-4	11-3	4-7	3-4	18-14	.563	72.2	65.3	Barnes
1998-99	5-11	0-1	15-3	14-3	2-8	4-4	20-15	.571	71.4	64.4	Shyatt
1999-00	4-12	0-1	6-7	7-9	1-7	2-3	10-20	.333	70.0	64.4	Shyatt
2000-01	2-14	1-1	9-4	9-7	1-9	2-3	12-19	.387	74.1	79.7	Shyatt
2001-02	4-12	0-1	9-4	8-8	3-7	2-2	13-17	.433	76.8	75.2	Shyatt
2002-03	5-11	0-1	10-1	13-4	2-8	0-1	15-13	.536	68.4	68.1	Shyatt
2003-04	3-13	0-1	7-4	10-6	0-10	0-1	10-18	.357	65.7	70.9	Purnell
2004-05	5-11	1-1	9-3	10-5	3-8	3-3	16-16	.500	71.7	69.3	Purnell
2005-06	7-9	0-1	12-3	12-4	4-8	3-1	19-13	.594	74.3	67.9	Purnell
2006-07	7-9	0-1	18-1	16-4	6-5	3-2	25-11	.694	73.2	65.7	Purnell
2007-08	10-6	2-1	12-3	14-2	6-5	4-3	24-10	.706	79.2	69.8	Purnell
2008-09	9-7	0-1	14-1	13-3	7-4	3-2	23-9	.719	78.3	68.0	Purnell
2009-10	9-7	0-1	12-3	14-2	5-6	2-3	21-11	.656	73.4	64.5	Purnell
2010-11	9-7	1-1	12-4	15-2	3-7	4-3	22-12	.647	68.5	61.4	Brownell
2011-12	8-8	0-1	8-6	11-5	4-8	1-2	16-15	.516	64.5	60.6	B



YEARLY ACC RECORD

Year	Home	Away	Neut	Overall	Pct.	Decided by 5 or less
1953-54	0-4	0-4	0-1	0-9	.000	0-1
1954-55	0-7	0-7	0-0	0-14	.000	0-2
1955-56	0-7	1-6	0-0	1-13	.071	1-2
1956-57	3-3	0-6	0-2	3-11	.214	2-1
1957-58	3-3	1-6	0-1	4-10	.285	1-3
1958-59	4-2	1-5	0-2	5-9	.357	2-2
1959-60	2-4	1-5	1-1	4-10	.285	3-2
1960-61	3-3	2-4	0-2	5-9	.357	0-2
1961-62	2-4	2-4	0-2	4-10	.285	2-3
1962-63	4-2	1-5	0-2	5-9	.357	3-3
1963-64	4-2	3-3	1-1	8-6	.571	2-2
1964-65	3-3	1-5	0-2	4-10	.285	1-5
1965-66	5-1	2-4	1-1	8-6	.571	5-3
1966-67	5-1	2-4	2-0	9-5	.643	4-1
1967-68	2-4	1-5	0-2	3-11	.214	2-2
1968-69	2-4	0-6	0-2	2-12	.143	2-2
1969-70	2-4	0-6	0-2	2-12	.143	1-2
1970-71	3-3	0-6	0-2	3-11	.214	3-2
1971-72	2-3	0-5	0-2	2-10	.143	1-4
1972-73	3-2	1-4	0-2	4-8	.333	2-4
1973-74	3-3	0-6	0-0	3-9	.250	1-3
1974-75	6-0	2-4	0-0	8-4	.667	3-3
1975-76	3-3	2-4	0-0	5-7	.417	3-0
1976-77	4-2	4-2	0-0	8-4	.667	4-1
1977-78	2-4	1-5	0-0	3-9	.250	0-4
1978-79	4-2	1-5	0-0	5-7	.417	2-1
1979-80	7-0	1-6	0-0	8-6	.571	1-5
1980-81	4-3	2-5	0-0	6-8	.429	1-2
1981-82	3-4	1-6	0-0	4-10	.285	1-4
1982-83	2-5	0-7	0-0	2-12	.143	1-5
1983-84	2-5	1-6	0-0	3-11	.214	2-4
1984-85	4-3	1-6	0-0	5-9	.357	1-3
1985-86	2-5	1-6	0-0	3-11	.214	1-3
1986-87	5-2	5-2	0-0	10-4	.714	6-1
1987-88	4-3	0-7	0-0	4-10	.285	3-2
1988-89	6-1	1-6	0-0	7-7	.500	4-2
1989-90	7-0	3-4	0-0	10-4	.714	4-3
1990-91	2-5	0-7	0-0	2-12	.142	1-3
1991-92	4-4	0-8	0-0	4-12	.250	2-3
1992-93	3-5	2-6	0-0	5-11	.313	2-2
1993-94	5-3	1-7	0-0	6-10	.375	0-2
1994-95	3-5	2-6	0-0	5-11	.313	3-3
1995-96	6-2	1-7	0-0	7-9	.438	3-3
1996-97	5-3	4-4	0-0	9-7	.563	3-3
1997-98	5-3	2-6	0-0	7-9	.438	2-7
1998-99	5-3	0-8	0-0	5-11	.313	0-3
1999-00	3-5	1-7	0-0	4-12	.250	1-1
2000-01	2-6	0-8	0-0	2-14	.125	1-1



MARQUISE REED
AND THE TIGERS
OVERCAME A
12-POINT DEFICIT
TO BEAT A TOP-25
FLORIDA TEAM IN
2017.

OVERCOMING 10-POINT DEFICITS

Date	Site	Opponent	Down	Time (Half)	Score	Final
2-24-1969	Clemson, S.C.	Virginia	13	9:48 (2)	65-78	92-90
1-19-1970	Clemson, S.C.	Georgia Tech	15	6:00 (1)	24-39	88-78
2-28-1970	Clemson SC	Wake Forest	16	3:57 (1)	35-51	105-95
1-18-1975	Clemson, S.C.	Wake Forest	13	4:23 (1)	28-41	80-77
2-1-1977	Clemson, S.C.	NC State	12	Half	18-30	60-59
1-21-1978	Clemson, S.C.	Virginia	10	9:16 (1)	2-12	^79-70
12-9-1978	Clemson, S.C.	The Citadel	20	9:50 (1)	6-26	71-58
12-29-1978	El Paso, Texas	Texas Tech	14	0:36 (1)	26-40	58-57
1-5-1980	Atlanta, Ga.	Georgia Tech	10	8:10 (1)	6-16	56-48
2-7-1990	College Park, Md.	Maryland	13	4:27 (1)	22-35	75-73
3-8-1980	Ogden, Utah	Brigham Young	13	12:37 (1)	11-24	71-66
12-30-1980	Clemson, S.C.	South Carolina	10	15:24 (1)	4-14	67-65
2-11-1984	Columbia, S.C.	South Carolina	10	5:24(1)	19-29	61-59
12-1-1984	Clemson, S.C.	South Alabama	14	:15 (1)	2-16	79-69
12-28-1985	Honolulu, Hawaii	Bradley	12	10:12 (1)	6-18	81-76
2-4-1987	College Park, Md.	Maryland	12	8:26 (1)	13-25	80-79
2-14-1987	Charlottesville, Va.	Virginia	10	13:06 (1)	7-17	^94-90
2-18-1987	Clemson, S.C.	Wake Forest	11	7:39 (1)	18-29	87-71
3-16-1989	Boise, Idaho	Saint Mary's	12	3:53 (1)	25-37	83-70
12-6-1989	Greensboro, N.C.	Providence	10	13:07 (1)	9-19	72-71
1-6-1990	Charlottesville, Va.	Virginia	11	4:35 (1)	21-32	76-70
2-12-1990	Clemson, S.C.	NC State	15	6:03 (1)	15-30	89-81
3-17-1990	Hartford, Conn.	La Salle	19	2:21 (1)	22-41	79-75
12-8-1990	Clemson, S.C.	Wisconsin-Green Bay	12	16:52 (2)	31-43	75-68
12-20-1990	Miami, Fla.	Coppin State	11	9:08 (2)	46-57	71-70
2-6-1991	Clemson, S.C.	Maryland	11	9:17 (1)	12-23	73-69
3-2-1991	Clemson, S.C.	Georgia Tech	12	8:56 (1)	14-26	69-62
12-29-1991	El Paso, Texas	Northern Iowa	11	9:52 (1)	34-45	63-60
2-1-1992	Clemson, S.C.	South Carolina	11	5:30 (1)	7-18	55-52
2-4-1993	Atlanta, Ga.	Georgia Tech	10	11:06 (1)	11-21	83-80
12-19-1995	Clemson, S.C.	Minnesota	11	10:10 (1)	11-22	79-66
1-3-1996	Clemson, S.C.	Duke	15	11:32 (2)	26-41	51-48
3-8-1996	Greensboro, N.C.	North Carolina	11	:56 (1)	35-46	75-73
11-15-1996	Indianapolis, Ind.	Kentucky	10	17:32 (2)	34-44	^79-71
12-7-1996	Charlottesville, Va.	Virginia	10	19:28 (2)	19-29	62-52
11-22-1997	Fairbanks, Alaska	Southwest Missouri State	15	5:58 (1)	16-31	71-67
3-6-1998	Greensboro, N.C.	Wake Forest	10	16:33 (2)	39-49	75-56
2-27-2000	Raleigh, N.C.	NC State	10	7:09 (2)	49-59	66-63
12-28-2000	Clemson, S.C.	Charleston Southern	15	13:05 (1)	9-24	88-77
12-30-2000	Myrtle Beach, S.C.	Coastal Carolina	18	6:56 (1)	19-37	81-68
11-24-2001	Clemson, S.C.	Wofford	14	3:02 (1)	27-41	85-82
11-29-2001	State College, Pa.	Penn State	14	10:46 (1)	12-26	79-66
2-23-2002	Clemson, S.C.	Florida State	10	11:15 (1)	8-18	87-78
11-29-2003	Clemson, S.C.	Wofford	10	11:24 (2)	49-59	84-77
12-15-2003	Clemson, S.C.	ETSU	10	10:11 (1)	16-26	^100-84
12-1-2004	Clemson, S.C.	Ohio State	10	2:34 (1)	26-36	80-73
11-11-2006	Norfolk, Va.	Monmouth	12	12:33 (1)	7-19	77-65
3-2-2008	College Park, Md.	Maryland	20	11:21 (2)	39-59	73-70
12-7-2008	Clemson, S.C.	Liberty	12	10:02 (2)	54-66	80-75
12-21-2008	Coral Gables, Fla.	Miami	12	11:23 (1)	9-21	91-72
12-30-2008	Columbia, S.C.	South Carolina	11	15:51 (1)	3-14	98-87
1-29-2009	Blacksburg, Va.	Virginia Tech	15	17:17 (2)	48-63	86-82
2-22-2009	Atlanta, Ga.	Georgia Tech	15	9:28 (1)	10-25	81-73
11-29-2009	Anaheim, Calif.	Butler	11	19:15 (2)	26-37	70-69
2-28-2010	Tallahassee, Fla.	Florida State	13	4:32 (1)	6-19	53-50
12-22-2010	Charleston, S.C.	Coll. of Charleston	11	15:35 (1)	0-11	66-59
1-25-2011	Clemson, S.C.	NC State	19	6:08 (1)	12-31	60-50
2-5-2011	Atlanta, Ga.	Georgia Tech	11	9:18 (1)	8-19	65-56
1-29-2013	Clemson, S.C.	Georgia Tech	10	12:38 (1)	10-20	63-60
11-21-2013	Charleston, S.C.	Temple	12	3:38 (1)	20-32	72-58
12-3-2013	Clemson, S.C.	SC State	10	10:44 (1)	8-18	65-49
1-11-2014	Clemson, S.C.	Duke	10	1:16 (1)	26-36	72-59
1-24-2015	Clemson, S.C.	Wake Forest	12	16:35 (2)	28-40	59-57
1-13-2016	Greenville, S.C.	Duke	12	8:18 (1)	16-28	68-63
12-31-2016	Winston-Salem, N.C.	Wake Forest	13	7:01 (2)	51-64	73-68
11-29-2017	Columbus, Ohio	Ohio State	13	11:43 (1)	11-24	79-65
12-16-2017	Sunrise, Fla.	Florida	12	17:24 (2)	35-47	71-69
1-28-2018	Atlanta, Ga.	Georgia Tech	12	11:17 (1)	12-24	72-70
2-24-2018	Clemson, S.C.	Georgia Tech	11	18:09 (2)	33-44	75-67

^ - one overtime; Note: List only dates to 1968-69 season.

Year	Home	Away	Neut	Overall	Pct.	Decided by 5 or less
2001-02	3-5	1-7	0-0	4-12	.250	1-2
2002-03	4-4	1-7	0-0	5-11	.313	3-4
2003-04	3-5	0-8	0-0	3-13	.188	2-1
2004-05	3-5	2-6	0-0	5-11	.313	2-3
2005-06	5-3	2-6	0-0	7-9	.438	2-1
2006-07	4-4	3-5	0-0	7-9	.438	4-6
2007-08	7-1	3-5	0-0	10-6	.625	3-3
2008-09	5-3	4-4	0-0	9-7	.563	1-3
2009-10	7-1	2-6	0-0	9-7	.563	2-1
2010-11	7-1	2-6	0-0	9-7	.563	1-3
2011-12	6-2	2-6	0-0	8-8	.500	3-5
2012-13	4-5	1-8	0-0	5-13	.355	2-5
2013-14	6-3	4-5	0-0	10-8	.555	5-4
2014-15	5-4	3-6	0-0	8-10	.444	1-3
2015-16	7-2	3-6	0-0	10-8	.555	3-5
2016-17	4-5	2-7	0-0	6-12	.333	2-8
2017-18	8-1	3-6	0-0	11-7	.611	4-3
Totals	256-212	96-365	5-29	357-606	.371	131-180

Note: Regular season games only.

COMEBACK VICTORIES

Date	Site	Half	Opponent	Margin	Final	Date	Site	Half	Opponent	Margin	Final
2-21-1938	A	16-21	Davidson	-5	35-34	12-8-1990	H	27-34	Wisconsin-Green Bay	-7	75-68
12-17-1938	A	14-19	Catholic	-5	33-30	12-20-1990	N	30-33	Coppin State	-3	71-70
1-7-1939	A	18-23	Georgia	-5	37-30	2-6-1991	H	27-33	Maryland	-6	73-69
1-18-1939	A	24-25	Presbyterian	-1	51-43	3-2-1991	H	31-35	Georgia Tech	-4	69-62
3-1-1939	N	19-21	North Carolina	-2	44-43	2-1-1992	H	20-25	South Carolina	-5	55-52
3-2-1939	N	14-18	Wake Forest	-4	30-28	12-28-1992	N	39-40	Appalachian State	-1	91-73
1-22-1941	H	21-25	Georgia Tech	-4	52-49	1-26-1993	H	32-34	Maryland	-2	82-72
2-18-1941	H	21-29	Wake Forest	-8	54-53	3-3-1993	H	35-41	NC State	-6	92-82
2-20-1945	A	10-19	Furman	-9	34-31	2-17-1994	H	34-35	North Carolina	-1	77-69
12-14-1948	H	20-24	Wofford	-4	49-44	3-17-1994	H	37-41	Southern Mississippi (NIT)	-4	96-85
2-21-1949	H	27-30	Maryland	-3	68-49	1-3-1996	H	22-25	Duke	-3	51-48
12-10-1949	H	21-23	Presbyterian	-2	55-53	1-10-1996	H	32-34	Virginia	-2	89-79
1-14-1950	H	33-40	Davidson	-7	**88-82	2-17-1996	H	23-28	Florida State	-5	67-59
2-21-1950	A	33-35	Virginia Military	-2	83-73	3-8-1996	N	37-46	North Carolina	-9	75-73
2-25-1950	H	32-36	Maryland	-4	70-68	11-15-1996	N	31-37	Kentucky	-6	*79-71
12-18-1950	H	35-38	Georgia	-3	70-69	12-7-1996	A	19-27	Virginia	-8	62-52
2-21-1951	A	34-36	George Washington	-2	82-76	3-16-1997	N	27-30	Tulsa (NCAA)	-3	65-59
2-19-1952	H	35-38	North Carolina	-3	*85-84	11-22-1997	N	30-37	S.W. Missouri State	-7	71-67
1-2-1953	H	31-38	William & Mary	-7	81-71	12-17-1997	H	29-30	South Carolina	-1	62-57
1-4-1954	A	32-36	William & Mary	-4	75-72	2-7-1998	H	28-29	Wake Forest	-1	#71-46
12-29-1955	N	42-44	South Carolina	-2	94-87	3-6-1998	N	32-40	Wake Forest	-8	75-56
1-21-1956	A	51-56	Furman	-5	112-99	12-16-1999	H	26-27	South Carolina	-1	61-58
2-21-1957	A	42-44	Furman	-2	91-79	2-27-2000	A	26-32	NC State	-6	66-63
12-10-1957	H	30-34	NC State	-4	63-59	12-28-2000	H	42-45	Charleston Southern	-3	87-77
1-4-1958	H	32-36	Maryland	-4	73-66	12-30-2000	A	28-41	Coastal Carolina	-13	81-68
1-7-1960	H	32-33	Davidson	-1	74-63	2-18-2001	H	30-35	North Carolina	-5	75-65
12-2-1961	H	45-46	Virginia Military	-1	87-84	3-8-2001	N	27-30	Florida State	-3	66-64
3-2-1962	N	30-38	Duke	-8	77-72	11-24-2001	H	34-45	Wofford	-11	85-82
1-26-1963	H	43-47	Furman	-4	74-73	11-28-2001	A	34-44	Penn State	-10	79-66
2-2-1963	H	34-36	Wake Forest	-2	71-70	12-14-2002	H1	27-29	Gardner-Webb	-2	71-61
2-8-1964	A	22-28	NC State	-6	66-52	1-18-2003	H	42-43	Virginia	-1	78-77
2-1-1966	A	36-40	Wake Forest	-4	72-71	2-15-2003	H	32-37	North Carolina	-5	80-77
2-19-1966	N	35-39	NC State	-4	*76-74	11-29-2003	H	37-41	Wofford	-4	84-77
2-24-1969	H	41-49	Virginia	-8	92-90	12-1-2004	H	35-36	Ohio State	-1	80-73
1-19-1970	H	45-50	Georgia Tech	-5	88-78	12-21-2005	N	27-31	Akron	-4	66-59
2-28-1970	H	43-56	Wake Forest	-13	105-95	1-21-2006	A	38-43	Georgia Tech	-5	73-63
12-19-1970	N	28-29	Southern Methodist	-1	67-51	3-4-2006	H	34-37	Georgia Tech	-3	95-82
2-23-1971	H	22-23	Maryland	-1	*51-45	11-11-2006	N	36-37	Monmouth	-1	77-65
1-8-1972	H	31-34	Maryland	-3	63-61	1-6-2007	H	29-34	Georgia Tech	-5	75-74
3-1-1972	H	20-22	Duke	-2	59-40	11-27-2007	H	23-26	Purdue	-3	61-58
11-28-1972	H	37-39	Georgia Tech	-2	86-77	12-21-2007	N	40-41	DePaul	-1	90-74
12-8-1973	N	33-39	Duquesne	-6	71-66	1-22-2008	H	31-32	Wake Forest	-1	*80-75
12-29-1973	A	31-44	Furman	-13	73-67	3-2-2008	A	25-37	Maryland	-12	73-70
12-4-1974	H	31-32	Furman	-1	82-69	3-15-2008	N	30-31	Duke	-1	78-74
1-18-1975	H	36-45	Wake Forest	-9	80-77	12-2-2008	A	32-40	Illinois	-8	76-74
1-22-1975	H	48-50	Maryland	-2	83-82	12-7-2008	H	35-42	Liberty	-7	80-75
1-25-1975	A	34-36	Virginia	-2	74-64	1-29-2009	A	44-53	Virginia Tech	-9	86-82
3-6-1975	N	39-41	Duke	-2	78-76	2-10-2009	A	35-39	Boston College	-4	87-77
12-3-1975	A	32-39	Furman	-7	*92-86	11-29-2009	N	26-33	Butler	-7	70-69
1-17-1976	A	45-46	Wake Forest	-1	86-81	2-28-2010	A	19-21	Florida State	-2	53-50
3-4-1976	N	29-33	Wake Forest	-4	76-63	12-22-2010	A	26-29	College of Charleston	-3	66-59
1-12-1977	A	35-37	Duke	-2	*80-73	1-25-2011	H	29-34	NC State	-5	60-50
2-1-1977	H	18-30	NC State	-12	60-59	12-23-2011	N	24-31	Southern Illinois	-7	*83-75
2-3-1977	H	32-33	Cleveland State	-1	77-55	1-1-2012	H	28-32	East Tennessee State	-4	65-58
3-3-1977	N	35-36	Duke	-1	82-74	11-21-2013	N	31-34	Temple	-3	72-58
11-30-1977	N	46-47	Furman	-1	101-83	1-11-2014	H	31-37	Duke	-6	72-59
1-21-1978	H	29-32	Virginia	-3	*79-70	2-1-2014	A	17-20	Florida State	-3	53-49
12-6-1978	A	34-35	South Carolina	-1	70-65	2-18-2014	H	32-33	NC State	-1	73-56
12-9-1978	H	32-34	The Citadel	-2	71-58	2-22-2014	A	23-29	Georgia Tech	-6	63-55
12-16-1978	H	30-31	Western Carolina	-1	71-56	3-13-2014	N	27-29	Georgia Tech	-2	*69-65
12-29-1978	N	28-40	Texas Tech	-12	58-57	11-24-2014	N	30-31	LSU	-1	64-61
1-13-1979	H	29-34	Wake Forest	-5	**71-66	1-24-2015	H	27-33	Wake Forest	-6	59-57
1-9-1980	H	41-43	Duke	-2	**87-82	11-19-2015	H	31-33	Texas Southern	-2	76-56
2-6-1980	H	35-38	Wake Forest	-3	86-69	1-13-2016	H	33-35	Duke	-2	68-63
3-8-1980	N	38-42	Brigham Young (NCAA)	-4	71-66	1-16-2016	H	32-34	Miami	-2	76-65
3-13-1980	N	33-36	Lamar (NCAA)	-3	74-66	2-2-2016	A	20-28	Wake Forest	-8	76-62
12-19-1980	N	26-30	Illinois State	-4	67-56	2-17-2016	H	31-34	Boston College	-3	65-54
2-5-1983	H	32-35	Baptist	-3	81-60	11-30-2016	H	27-31	Nebraska	-4	60-58
12-3-1983	H	36-37	South Carolina	-1	72-71	12-31-2016	A	31-36	Wake Forest	-5	73-68
1-9-1984	H	37-39	NC State	-2	63-61	1-28-2017	A	31-36	Pittsburgh	-5	67-60
12-15-1984	H	36-40	Middle Tennessee State	-4	81-75	3-1-2017	H	37-38	NC State	-1	78-74
12-7-1985	H	30-34	South Carolina	-4	*73-66	11-29-2017	A	30-37	Ohio State	-7	79-65
12-28-1985	N	27-31	Bradley	-4	81-76	12-16-17	N	33-40	Florida	-7	71-69
1-25-1985	A	18-23	Wake Forest	-5	46-43	1-28-18	A	36-38	Georgia Tech	-2	72-70
2-15-1986	H	23-24	Maryland	-1	70-60	2-24-18	H	33-37	Georgia Tech	-4	75-67
2-17-1986	H	32-34	Furman	-2	75-57	Note: List of games over the years when Clemson trailed at halftime and came back to win the game;					
1-20-1987	A	32-33	Georgia Tech	-1	67-66	* - overtime; \$ - largest halftime deficit Clemson overcame to gain a victory; # - largest margin of					
2-14-1987	A	39-41	Virginia	-2	*94-90	victory after trailing at halftime; H1 - Anderson, S.C.					
3-2-1988	H	40-42	Duke	-2	79-77						
3-1-1989	H	35-42	Duke	-7	79-74						
3-4-1989	H	28-31	Georgia Tech	-3	*81-79						
3-16-1989	N	33-39	Saint Mary's (NCAA)	-6	83-70						
11-25-1989	N	33-35	Stetson	-2	74-61						
1-9-1990	A	32-39	Virginia	-7	76-70						
2-7-1990	H	32-37	Maryland	-5	75-73						
2-12-1990	H	34-35	NC State	-1	89-81						
2-28-1990	H	51-53	Duke	-2	97-93						
3-17-1990	N	\$27-43	La Salle (NCAA)	-16	79-75						



TOP-25 WINS

CLEMSON'S ALL-TIME VICTORIES OVER NATIONALLY-RANKED TEAMS

Date	Opponent	Score	Margin	AP-Coaches	Site	Date	Opponent	Score	Margin	AP-Coaches	Site
12-11-1956	NC State	*96-94	+2	8-12	Clemson	2-4-1993	Georgia Tech	83-80	+3	22-22	Atlanta, Ga.
12-10-1957	NC State	63-59	+4	12-NR	Clemson	2-24-1993	Wake Forest	76-74	+2	12-12	Clemson
1-4-1958	Maryland	73-66	+7	7-7	Clemson	3-12-1993	Florida State	87-75	+12	10-11	Charlotte, N.C.
3-2-1962	Duke	77-72	+5	8-6	Raleigh, N.C.	12-30-1993	Oklahoma St.	68-65	+3	20-19	Honolulu, Hawaii
2-14-1967	Duke	73-68	+5	NR-14	Clemson	2-17-1994	North Carolina	77-69	+8	2-4	Clemson
2-18-1967	North Carolina	92-88	+4	4-3	Charlotte, N.C.	1-4-1995	Duke	75-70	+5	11-9	Durham, N.C.
1-28-1971	Virginia	45-44	+1	15-NR	Clemson	1-3-1996	Duke	51-48	+3	19-20	Clemson
1-8-1972	Maryland	63-61	+2	12-10	Clemson	1-21-1996	Wake Forest	55-41	+14	6-6	Clemson
1-22-1975	Maryland	83-82	+1	3-4	Clemson	1-30-1996	Georgia Tech	73-70	+3	25-NR	Clemson
2-1-1975	North Carolina	80-72	+8	10-11	Clemson	3-8-1996	North Carolina	75-73	+2	20-20	Greensboro, N.C.
2-22-1975	NC State	92-70	+22	4-4	Clemson	11-15-1996	Kentucky	*79-71	+8	3-4	Indianapolis, Ind.
1-17-1976	Wake Forest	86-81	+5	5-5	Winston-Salem, N.C.	12-7-1996	Virginia	62-52	+10	25-NR	Charlottesville, Va.
1-21-1976	Maryland	82-77	+5	2-3	College Park, Md.	1-7-1997	Duke	*86-82	+4	10-9	Clemson
2-21-1976	NC State	103-90	+13	12-15	Clemson	1-15-1997	Maryland	67-63	+4	11-12	College Park, Md.
1-19-1977	Maryland	93-71	+22	13-18	Clemson	2-8-1997	Maryland	80-68	+12	7-9	Clemson
1-29-1977	North Carolina	93-73	+20	19-NR	Clemson	12-4-1997	Maryland	*78-65	+13	23-NR	Clemson
2-8-1977	Wake Forest	70-66	+4	4-6	Winston-Salem, N.C.	12-17-1997	South Carolina	62-57	+5	6-6	Clemson
1-21-1978	Virginia	*79-70	+9	13-14	Clemson	1-13-1998	Florida State	86-65	+21	17-16	Clemson
2-8-1978	Wake Forest	91-81	+10	14-16	Clemson	2-4-1999	North Carolina	78-63	+15	9-9	Clemson
2-15-1978	Virginia	63-55	+8	17-16	Charlottesville, Va.	1-26-2000	NC State	59-42	+17	21-25	Clemson
1-27-1979	North Carolina	66-61	+5	2-2	Clemson	2-18-2001	North Carolina	75-65	+10	1-1	Clemson
1-30-1979	NC State	85-72	+13	20-19	Clemson	1-8-2002	Virginia	68-52	+16	7-5	Clemson
2-21-1979	Duke	70-49	+21	6-7	Clemson	2-13-2002	Wake Forest	**118-115	+3	19-17	Clemson
1-2-1980	North Carolina	93-76	+17	6-4	Clemson	1-31-2004	North Carolina	81-72	+9	12-15	Clemson
1-9-1980	Duke	*87-82	+5	1-1	Clemson	2-18-2004	NC State	60-55	+5	13-18	Clemson
1-19-1980	Virginia	88-68	+20	12-15	Clemson	2-1-2005	Maryland	88-73	+15	22-24	Clemson
2-9-1980	Maryland	90-81	+9	7-5	Clemson	3-4-2007	Virginia Tech	75-74	+1	21-21	Blacksburg, Va.
2-16-1980	NC State	78-70	+8	NR-20	Clemson	3-15-2008	Duke	78-74	+4	7-7	Charlotte, N.C.
3-8-1980	Brigham Young	71-66	+5	12-12	Ogden, Utah	2-4-2009	Duke	74-47	+27	4-3	Clemson
12-29-1980	Indiana	58-57	+1	15-16	Honolulu, Hawaii	11-29-2009	Butler	70-69	+1	12-10	Anaheim, Calif.
2-18-1981	Wake Forest	81-71	+10	5-5	Clemson	1-13-2010	North Carolina	83-64	+19	12-13	Clemson
1-9-1984	NC State	63-61	+2	12-12	Clemson	1-29-2011	Florida State	62-44	+18	22-NR	Clemson
2-29-1984	Duke	77-76	+1	15-18	Durham, N.C.	2-14-2012	Virginia	60-48	+12	22-22	Clemson
1-8-1985	Georgia Tech	90-87	+9	8-7	Atlanta, Ga.	1-11-2014	Duke	72-59	+13	16-13	Clemson
1-30-1985	North Carolina	52-50	+2	11-14	Clemson	12-7-2014	Arkansas	*68-65	+3	18-21	Clemson
2-17-1985	Maryland	71-64	+7	20-19	Clemson	1-10-2016	Louisville	66-62	+4	16-16	Greenville, S.C.
1-7-1987	NC State	73-69	+4	18-20	Clemson	1-13-2016	Duke	68-63	+5	9-6	Greenville, S.C.
3-2-1988	Duke	79-77	+2	9-9	Clemson	1-16-2016	Miami	76-65	+11	8-9	Greenville, S.C.
3-5-1988	Georgia Tech	**97-94	+3	13-15	Clemson	1-27-2016	Pittsburgh	73-60	+13	NR-23	Greenville, S.C.
2-1-1989	North Carolina	85-82	+3	3-2	Clemson	12-21-2016	South Carolina	62-60	+2	22-20	Columbia, S.C.
3-1-1989	Duke	79-74	+5	9-8	Clemson	12-16-2017	Florida	71-69	+2	22-22	Sunrise, Fla.
3-4-1989	Georgia Tech	81-79	+2	25-NR	Clemson	1-13-2018	Miami	72-63	+9	18-19	Clemson, S.C.
3-16-1989	St. Mary's	83-70	+13	22-NR	Boise, Idaho	1-30-2018	North Carolina	82-78	+4	19-17	Clemson, S.C.
1-25-1990	Georgia Tech	91-90	+1	13-11	Clemson	3-18-2018	Auburn	84-53	+31	19-21	San Diego, Calif.
2-28-1990	Duke	97-93	+4	5-4	Clemson						
3-17-1990	La Salle	79-75	+4	12-13	Hartford, Conn.						
3-2-1991	Georgia Tech	69-62	+7	NR-21	Clemson						
2-5-1992	Georgia Tech	*95-78	+17	24-20	Clemson						
2-18-1992	Florida State	68-67	+1	16-16	Clemson						

* - overtime; 2015-16 games in Greenville are considered home games.



GABE DeVOE WAS
BRILLIANT IN THE 2018
NCAA TOURNAMENT WIN
OVER AUBURN WITH 22
POINTS, FIVE REBOUNDS
AND FIVE ASSISTS. HE
FINISHED 8-FOR-13 FROM
THE FLOOR AND 6-FOR-9
FROM THREE.

OVERTIME GAMES

Year	Opponent	Site	OTs	Score	WL
1923-24	Presbyterian	A	1	17-20	L
1924-25	Newberry	H	1	20-21	L
1925-26	New Orleans Y	A	1	23-24	L
1927-28	South Carolina	A	2	48-46	W
1928-29	Erskine	A	1	37-41	L
	South Carolina	A	1	24-27	L
	The Citadel	H	1	35-33	W
1929-30	Vanderbilt	A	2	48-42	W
	The Citadel	H	1	38-35	W
1931-32	South Carolina	A	1	24-22	W
1934-35	Georgia	H	1	43-44	L
1935-36	North Carolina	H	1	34-35	L
	NC State	A	1	31-32	L
1936-37	Florida	A	1	31-30	W
	Georgia	H	1	35-36	L
	Furman	A	1	40-34	W
	South Carolina	A	1	30-32	L
	NC State	H	1	40-41	L
1937-38	NC State	H	1	31-33	L
1939-40	North Carolina	H	1	31-39	L
	Duke	H	1	37-39	L
1940-41	Georgia Tech	A	1	52-49	W
1944-45	The Citadel	H	1	39-41	L
1945-46	NC State	A	1	46-51	L
1949-50	Furman	A	1	55-56	L
	Davidson	H	2	88-82	W
1950-51	Wake Forest	A	1	72-73	L
	Maryland	A	1	50-54	L
1951-52	Presbyterian	A	1	78-76	W
	Wake Forest	H	1	85-84	W
1955-56	North Carolina	H	2	99-103	L
1956-57	NC State	H	1	96-94	W
	Furman	H	1	80-77	W
	Virginia	H	1	84-81	W
1957-58	Virginia	H	2	85-88	L
	Furman	A	1	95-102	L
1958-59	South Carolina	A	1	58-56	W
1959-60	Davidson	A	1	66-60	W
	Furman	A	2	85-83	W
1960-61	Maryland	A	1	80-82	L
1961-62	Virginia	H	1	70-68	W
	Florida State	A	1	82-77	W
1963-64	North Carolina	H	2	66-64	W
	Georgia	A	1	83-81	W
1963-64	+North Carolina	N	2	97-90	W
	+NC State	N	1	43-45	L
1964-65	Maryland	H	2	65-67	L

1965-66	+NC State	N	1	76-74	W
1966-67	^Miami (Fla.)	N	1	73-64	W
	Virginia	A	1	102-88	W
	*Wake Forest	N	1	61-63	L
1967-68	Maryland	H	1	94-93	W
	Furman	A	1	64-66	L
1968-69	Wake Forest	H	2	104-112	L
1970-71	Indiana State	H	1	91-87	W
	+NC State	N	1	57-64	L
	Maryland	H	1	51-45	W
1971-72	Purdue	H	1	72-66	W
	Indiana State	A	1	82-77	W
1973-74	Purdue	A	1	81-80	W
	The Citadel	H	1	62-58	W
1974-75	*North Carolina	N	1	71-76	L
1975-76	%Austin Peay	H	1	81-87	L
	Furman	A	1	92-86	W
	Duke	H	1	102-93	W
1976-77	Duke	A	1	80-73	W
1977-78	North Carolina	H	1	77-79	L
	Wake Forest	N	1	90-91	L
	Virginia	H	1	79-70	W
1978-79	Wake Forest	H	2	71-66	W
	++Kentucky	A	1	68-67	W
	++Old Dominion	H	2	59-61	L
1979-80	Duke	H	1	87-82	W
	Duke	A	1	82-87	L
1980-81	**Louisiana Tech	N	1	50-49	W
	**Hawaii	A	1	75-71	W
	Maryland	H	1	62-68	L
	Duke	H	1	54-52	W
1981-82	Duke	A	3	72-73	L
1982-83	\$Texas A&M	N	2	82-79	W
	Virginia	H	1	83-85	L
1983-84	%Marquette	H	1	66-61	W
	Wake Forest	H	1	72-76	L
	South Carolina	A	1	61-59	W
	Maryland	H	3	65-66	L
1984-85	Tennessee Tech	H	1	67-68	L
	Furman	A	1	55-53	W
1985-86	South Carolina	H	1	73-66	W
1985-86	NC State	H	1	69-73	L
1986-87	Wake Forest	A	1	91-88	W
	Duke	H	1	103-105	L
	Virginia	A	1	94-90	W
1987-88	Georgia Tech	H	2	97-94	W
1988-89	Georgia Tech	H	1	81-79	W
1990-91	Wake Forest	H	1	88-93	L

1991-92	Georgia Tech	H	1	95-78	W
1992-93	South Carolina	A	1	89-84	W
1995-96	Miami (Fla.)	A	1	66-52	W
1996-97	&Kentucky	N	1	79-71	W
	Duke	H	1	86-82	W
	!Minnesota	N	2	84-90	L
1997-98	Maryland	H	1	78-65	W
	NC State	H	1	80-82	L
	Virginia	A	1	74-78	L
1998-99	Maryland	H	1	79-81	L
	*Florida State	N	1	85-87	L
2000-01	Washington	N	1	76-77	L
	Florida State	A	1	84-88	L
2001-02	Wake Forest	H	2	118-115	W
	*Florida State	N	1	84-91	L
2003-04	ETSU	H	1	100-86	W
	*Virginia	N	1	79-83	L
2004-05	South Carolina	A	1	63-62	W
2005-06	Wake Forest	H	1	74-73	W
	NC State	H	2	85-94	L
	Virginia Tech	H	1	74-75	L
	Wake Forest	A	1	68-74	L
2006-07	Miami (Fla.)	H	1	74-70	W
2007-08	North Carolina	H	1	88-90	L
	Florida State	H	2	97-85	W
	Wake Forest	H	1	80-75	W
	North Carolina	A	2	93-103	L
2008-09	Virginia	A	1	81-85	L
2010-11	#Seton Hall	N	1	64-58	W
	*North Carolina	N	1	87-92	L
2011-12	&So. Illinois	N	1	83-75	W
	NC State	H	1	72-69	W
2013-14	Notre Dame	A	2	64-68	L
	Maryland	H	2	77-73	W
	Pittsburgh	H	1	68-73	L
	*Georgia Tech	N	1	69-65	W
2014-15	Arkansas	H	1	68-65	W
	Georgia Tech	H	1	70-63	W
2015-16	Syracuse	A	1	74-73	W
	*Georgia Tech	N	1	85-88	L
2016-17	North Carolina	H	1	86-89	L
2017-18	Louisville	H	1	74-69	W
	Florida State	A	1	79-81	L

Note: Clemson is 71-63 overall, 36-30 at home, 25-17 at Littlejohn; + - North-South Doubleheader; ^ - Volunteer Classic; * - ACC Tournament; % - IPTAY Tournament; ++ - NIT; ** - Rainbow Classic; \$ - Alaska Shootout; & - BCA Classic; ! - NCAA Midwest Regional; # - Paradise Jam; & - Diamond Head Classic

K.J. McDANIELS POSTED 26 POINTS, 14 REBOUNDS AND SIX BLOCKS IN A DOUBLE OVERTIME WIN OVER MARYLAND IN 2014.



LARGEST VICTORY MARGINS

OVERALL				
Date	Opponent	Site	Score	Mar
12-17-1986	Armstrong State	H	112-39	+73
2-9-1912	Butler Guards	N1	78-6	+72
12-13-1980	Illinois Tech	H	108-41	+67
2-26-1977	Roanoke	H	120-56	+64
11-27-1977	Texas Christian	H	125-62	+63
2-19-1916	Erskine	H	72-13	+59
12-16-1986	Prairie View A&M	H	103-45	+58
1-15-1990	Georgia State	H	117-59	+58
12-4-1976	Georgia Southern	H	110-55	+55
12-11-1976	Tennessee Tech	H	133-78	+55
11-26-76	Yale	H	104-50	+54
12-16-1980	West Virginia Tech	H	124-70	+54
1-12-1987	Fla. International	H	108-55	+53
12-29-1987	Delaware State	N4	95-42	+53
11-19-2008	Wofford	H	93-40	+53
2-23-1946	The Citadel	H	76-24	+52
12-16-1977	Biscayne	N2	94-42	+52
12-28-1977	Boston College	N3	128-76	+52
12-29-1987	Fla. International	N5	98-47	+51
1-18-1913	Furman	H	69-19	+50
1-18-1930	Newberry	H	59-9	+50
2-9-1949	Presbyterian	H	79-29	+50
12-19-1984	Baylor	H	102-52	+50
11-26-1985	Wagner	H	105-55	+50
N1 - Greenville, S.C.; N2 - Miami, Fla.; N3 - Milwaukee, Wis.;				
N4 - Little Rock, Ark.; N5 - Tampa, Fla.				

HOME				
Date	Opponent	Site	Score	Mar
12-17-1986	Armstrong State	H	112-39	+73
12-13-1980	Illinois Tech	H	108-41	+67
2-26-1977	Roanoke	H	120-56	+64
11-27-1977	Texas Christian	H	125-62	+63
1-18-1930	Newberry	H	69-9	+60
2-19-1916	Erskine	H	72-13	+59
12-16-1986	Prairie View A&M	H	103-45	+58
1-15-1990	Georgia State	H	117-59	+58
12-4-1976	Georgia Southern	H	110-55	+55
12-11-1976	Tennessee Tech	H	133-78	+55
11-26-1976	Yale	H	104-50	+54
12-16-1980	West Virginia Tech	H	124-70	+54
1-12-1987	Fla. International	H	108-55	+53
11-19-2008	Wofford	H	93-40	+53
2-23-1946	The Citadel	H	76-24	+52
1-18-1913	Furman	H	69-19	+50
2-9-1949	Presbyterian	H	79-29	+50
12-19-1984	Baylor	H	102-52	+50
11-26-1985	Wagner	H	105-55	+50

IN LITTLEJOHN COLISEUM				
Date	Opponent	Site	Score	Mar
12-17-1986	Armstrong State	H	112-39	+73
12-13-1980	Illinois Tech	H	108-41	+67
2-26-1977	Roanoke	H	120-56	+64
11-27-1977	Texas Christian	H	125-62	+63
12-16-1986	Prairie View A&M	H	103-45	+58
1-15-1990	Georgia State	H	117-59	+58
12-4-1976	Georgia Southern	H	110-55	+55
12-11-1976	Tennessee Tech	H	133-78	+55
11-26-1976	Yale	H	104-50	+54
12-16-1980	West Virginia Tech	H	124-70	+54
1-12-1987	Fla. International	H	108-55	+53
11-19-2008	Wofford	H	93-40	+53
12-19-1984	Baylor	H	102-52	+50
11-26-1985	Wagner	H	105-55	+50

AWAY				
Date	Opponent	Site	Score	Mar
2-1-1919	Atlanta Athletic Club	A	60-11	+49
2-18-1933	Presbyterian	A	55-6	+49
2-6-1956	The Citadel	A	114-69	+45
11-17-2009	Liberty	A	79-39	+40
2-18-1921	College of Charleston	A	49-12	+37
2-23-1946	Presbyterian	A	56-18	+36
2-9-1912	Furman	A	46-12	+34
1-30-1982	The Citadel	A	88-56	+32
12-30-1987	Arkansas-LR	A	76-44	+32
12-17-1931	Newberry	A	40-9	+31
2-7-2008	Virginia	A	82-51	+31
12-28-2002	Hartford	A	78-48	+30
2-15-1998	Florida State	A	78-49	+29

NEUTRAL SITE				
Date	Opponent	Site	Score	Mar
2-9-1912	Butler Guards	N1	78-6	+72
12-29-1987	Delaware State	N5	95-42	+53
12-16-1977	Biscayne	N2	94-42	+52
12-28-1977	Boston College	N3	128-76	+52
12-29-1987	Fla. International	N6	98-47	+51
12-30-1978	Boston Univ.	N4	100-55	+45



THE TIGERS EARNED THEIR LARGEST MARGIN OF VICTORY IN THE NCAA TOURNAMENT BY DEFEATING AUBURN 84-53 IN 2018.

12-19-2005	PR-Mayaguez	N7	101-60	+41
11-10-2006	Arkansas State	N8	83-44	+39
12-19-1975	Middle Tennessee	N2	82-46	+36
N1 - Greenville, S.C.; N2 - Knoxville, Tenn.; N3 - Milwaukee, Wis.;				
N4 - Jacksonville, Fla.; N5 - Little Rock, Ark.; N6 - Tampa, Fla.;				
N7 - San Juan, Puerto Rico; N8 - Norfolk, Va.				

ACC				
Date	Opponent	Site	Score	Mar
2-15-1975	Duke	H	100-66	+34
3-14-2008	Boston College	N	82-48	+34
2-14-1999	Florida State	H	78-45	+33
2-7-2008	Virginia	A	82-51	+31
2-15-1998	Florida State	A	78-49	+29
2-17-2009	Maryland	H	93-64	+29
2-28-1999	Georgia Tech	H	92-64	+28
1-9-1965	Virginia	H	99-72	+27
1-6-1986	Wake Forest	H	91-64	+27
2-4-2009	Duke	H	74-47	+27
1-4-1964	Wake Forest	A	87-61	+26
2-12-2000	Florida State	H	84-58	+26
2-25-2006	Virginia	H	90-64	+26
2-14-1973	Wake Forest	H	86-61	+25
2-28-1973	Duke	H	75-50	+25
2-7-1998	Wake Forest	H	71-46	+25
1-12-2011	Georgia Tech	H	87-62	+25

ACC HOME				
Date	Opponent	Site	Score	Mar
2-15-1975	Duke	H	100-66	+34
2-14-1999	Florida State	H	78-45	+33
2-17-2009	Maryland	H	93-64	+29
2-28-1999	Georgia Tech	H	92-64	+28
1-9-1965	Virginia	H	99-72	+27
1-6-1986	Wake Forest	H	91-64	+27
2-4-2009	Duke	H	74-47	+27
2-12-2000	Florida State	H	84-58	+26
2-25-2006	Virginia	H	90-64	+26
2-14-1973	Wake Forest	H	86-61	+25
2-28-1973	Duke	H	75-50	+25
2-7-1998	Wake Forest	H	71-46	+25
1-12-2011	Georgia Tech	H	87-62	+25

ACC ROAD				
Date	Opponent	Site	Score	Mar
2-7-2008	Virginia	A	82-51	+31

2-15-1998	Florida State	A	78-49	+29
1-4-1964	Wake Forest	A	87-61	+26
1-21-1981	Georgia Tech	A	72-48	+24
2-24-1961	Virginia	A	85-63	+22
2-11-2012	Wake Forest	A	78-58	+20
3-2-1994	NC State	A	82-63	+19
12-21-2008	Miami (Fla.)	A	91-72	+19
2-21-2012	Georgia Tech	A	56-37	+19
2-12-1975	Wake Forest	A	71-54	+17
2-28-1964	NC State	A	66-52	+14
1-14-1967	Virginia	A	*102-88	+14
2-21-1990	Wake Forest	A	89-75	+14
*Overtime				

ACC TOURNAMENT				
Date	Opponent	Site	Score	Mar
3-14-2008	Boston College	N4	82-48	+34
3-11-2011	Boston College	N2	70-47	+23
3-1-1962	NC State	N1	67-46	+21
3-6-1998	Wake Forest	N2	75-56	+19
3-5-1964	Maryland	N1	81-67	+14
3-4-1976	Wake Forest	N3	76-63	+13
3-10-1994	NC State	N4	76-63	+13
3-12-1993	Florida State	N4	87-75	+12
3-3-1990	Wake Forest	N4	79-70	+9
N1 - Raleigh, N.C.; N2 - Greensboro, N.C.; N3 - Landover, Md.;				
N4 - Charlotte, N.C.				

POST SEASON				
Date	Opponent	Trn	Site	Score Mar
3-18-2018	Auburn	NCAA	N4	84-53 +31
3-19-2007	Ole Miss	NIT	H	89-68 +21
3-10-1999	Georgia	NIT	H	77-57 +20
3-18-1999	Butler	NIT	H	89-69 +20
3-13-1986	Middle Tennessee	NIT	H	99-81 +18
3-15-2011	UAB	NCAA	N3	70-52 +18
3-21-1994	West Virginia	NIT	A	96-79 +17
3-15-2006	Louisiana Tech	NIT	H	69-53 +16
3-16-1989	St. Mary's	NCAA	N1	83-70 +13
3-17-1986	Georgia	NIT	A	77-65 +12
3-18-1993	Auburn	NIT	H	84-72 +12
3-14-1997	Miami (Ohio)	NCAA	N2	68-56 +12
N1 - Boise, Idaho; N2 - Kansas City, Mo.; N3 - Dayton, Ohio;				
N4 - San Diego, Calif.				

AGAINST ALL COMPETITION

Opponent	First Meeting	Last Meeting	Home	Away	Neutral	Overall
Air Force	2006-07	2006-07			1-0	1-0
Akron	2005-06	2005-06			1-0	1-0
Alabama	1929-30	2016-17	2-2	3-0	2-2	7-4
Alabama-Birmingham (UAB)	1992-93	2010-11		0-1	1-1	1-2
Alabama State	2011-12	2011-12	1-0			1-0
American	1977-78	1977-78	1-0			1-0
American-Puerto Rico	1989-90	1989-90		1-0		1-0
Appalachian State	1974-75	2006-07	7-1		2-0	9-1
Arizona	1988-89	2012-13	0-1	0-1	0-1	0-3
Arkansas	1961-62	2014-15	1-0	0-1	0-1	1-2
Arkansas-Little Rock	1981-82	1986-87	1-0	1-0		2-0
Arkansas-Pine Bluff	1998-99	1998-99	1-0			1-0
Arkansas State	2006-07	2006-07			1-0	1-0
Armstrong State	1986-87	1986-87	1-0			1-0
Army	1962-63	1993-94			2-0	2-0
Asheville	1946-47	1946-47	1-0			1-0
Atlanta Athletic	1918-19	1928-29	1-1			1-1
Atlantic Agriculture	1912-13	1913-14		0-2		0-2
Auburn	1919-20	2017-18	5-4	4-7	4-4	13-15
Augusta State	1984-85	1987-88	2-0			2-0
Austin Peay State	1975-76	1981-82	1-1		0-1	1-2
Baltimore	1939-40	1980-81	1-0	0-1		1-1
Baylor	1963-64	1983-84	1-0		0-2	1-2
Belmont	2013-14	2013-14	1-0			1-0
Bethune-Cookman	1985-86	2005-06	2-0			2-0
Biscayne	1974-75	1977-78	3-0	1-0		4-0
Boston College	1975-76	2017-18	8-1	4-6	5-0	17-7
Boston University	1977-78	1986-87	1-0		1-0	2-0
Bowling Green	1981-82	1981-82	1-0			1-0
Bradley	1985-86	1985-86			1-0	1-0
Brigham Young	1979-80	1989-90			2-0	2-0
Brown	1978-79	1978-79	1-0			1-0
Bucknell	1957-58	1982-83	1-0		1-0	2-0
Buffalo	1976-77	1976-77	1-0			1-0
Buffalo State	1978-79	1978-79	1-0			1-0
Butler	1998-99	2009-10	1-0		1-0	2-0
Butler Guards	1911-12	1911-12		1-0		1-0

Opponent	First Meeting	Last Meeting	Home	Away	Neutral	Overall
California	1998-99	1998-99			0-1	0-1
Campbell	1982-83	1995-96	4-0			4-0
Camp Benning	1921-22	1924-25	0-1	0-1		0-2
Canisius	1977-78	1977-78			1-0	1-0
Catawba	1943-44	1943-44	0-1	0-1		0-2
Catholic	1938-39	1978-79	1-0	1-0	1-0	3-0
Central Florida	1999-00	1999-00			1-0	1-0
Centre	1921-22	1922-23		0-2	0-1	0-3
Chaminade	1998-99	1998-99			1-0	1-0
Charleston, College of	1912-13	2011-12	6-1	3-1		9-2
Charleston Southern (Baptist)	1975-76	2006-07	16-0	2-0		18-0
Charleston "Y"	1912-13	1912-13	1-0			1-0
Cincinnati	1971-72	2003-04	1-0	0-2	0-1	1-3
Citadel, The	1920-21	2012-13	41-8	20-14		61-22
Cleveland State	1976-77	1976-77	1-0			1-0
Coastal Carolina	1987-88	2013-14	5-1	1-1		6-2
Colgate	1978-79	1978-79	1-0			1-0
Connecticut	1989-90	1989-90			0-1	0-1
Cornell	1959-60	1980-81	1-0		1-0	2-0
Coppin State	1990-91	2016-17	2-0		1-0	3-0
Creighton	1962-63	1962-63		0-1		0-1
Davidson	1917-18	2016-17	12-6	5-10	6-2	23-18
Dayton	1974-75	1974-75			0-1	0-1
Delaware	1973-74	1996-97			2-0	2-0
Delaware State	1984-85	2013-14	3-0		1-0	4-0
DePaul	2007-08	2007-08			1-0	1-0
Duke	1925-26	2017-18	23-39	4-60	4-9	31-108
Duquesne	1958-59	1973-74	1-1			1-1
East Carolina	2004-05	2010-11	4-0	1-0		5-0
East Tennessee State	1973-74	2011-12	8-0			8-0
Elon	2001-02	2005-06	1-1			1-1
Erskine	1914-15	1963-64	7-1	3-1		10-2
Evansville	1993-94	1993-94			0-1	0-1
Fairfield	1980-81	1980-81	1-0			1-0
Florida	1923-24	2017-18	6-3	3-5	2-1	11-9
Florida A&M	1985-86	2014-15	3-0			3-0
Florida Atlantic	1990-91	2000-01			2-0	2-0
Florida International	1986-87	1987-88	1-0			1-0
Florida Southern	1974-75	1975-76	1-0	1-0		2-0
Florida State	1951-52	2017-18	20-12	8-22	4-7	32-41
Fordham	1986-87	1986-87			1-0	1-0
Furman	1911-12	2013-14	56-21	41-30	2-0	99-51
Gardner-Webb	2002-03	2014-15	4-0		0-1	4-1
Georgetown (DC)	2004-05	2004-05			0-1	0-1
Georgetown (KY)	1921-22	1923-24	1-0	2-1		3-1
George Washington	1938-39	1999-00	1-5	1-5	0-2	2-12
Georgia	1912-13	2016-17	15-24	8-29	2-4	25-57
Georgia Southern	1976-77	2006-07	3-0			3-0
Georgia State	1985-86	2013-14	5-0			5-0
Georgia Tech	1912-13	2017-18	45-16	25-43	1-4	71-63
Georgia Naval	1943-44	1943-44		0-1		0-1
Gonzaga	1997-98	2012-13			0-2	0-2
Greenville "Y"	1916-17	1921-22	1-1	2-0		3-1
Hampton	2004-05	2004-05	1-0			1-0
Hardin-Simmons	1967-68	1967-68			0-1	0-1
Hartford	2000-01	2001-02	1-0	1-0		2-0
Harvard	1975-76	1975-76	1-0			1-0
Hawaii	1980-81	1980-81		1-0		1-0
Hawaii-Pacific	1986-87	1986-87		1-0		1-0
High Point	2002-03	2016-17	3-0		1-0	4-0
Hofstra	1988-89	2017-18	1-0	1-0	2-0	4-0
Holy Cross	1971-72	2005-06			2-0	2-0
Howard	1992-93	1992-93	1-0			1-0
Illinois	1997-98	2013-14	1-1	1-1	0-1	2-3
Illinois-Chicago	1982-83	1982-83	1-0			1-0
Illinois State	1980-81	1980-81			1-0	1-0
Illinois Tech	1980-81	1980-81	1-0			1-0
Indiana	1980-81	1980-81			1-0	1-0
Indiana State	1970-71	2004-05	1-0	1-0	1-0	3-0
Iona	1997-98	1997-98			1-0	1-0
Iowa	1962-63	2011-12		1-1	0-1	1-2
Jacksonville	1975-76	1975-76		1-0		1-0
Jewish Athletic	1931-32	1931-32	0-1			0-1
Kansas	2017-18	2017-18			0-1	0-1
Kansas State	1982-83	1998-99			1-1	1-1
Kentucky	1921-22	1997-98	1-4	2-6	1-2	4-12
Kent State	1960-61	1978-79	2-0	0-1		2-1
Lafayette	1957-58	1957-58			1-0	1-0
Lamar	1979-80	1979-80			1-0	1-0
La Salle	1974-75	2001-02			2-1	2-1
Liberty	1988-89	2009-10	4-0	1-0		5-0
Long Beach State	2009-10	2010-11			2-0	2-0
Louisiana Lafayette	2017-18	2017-18	1-0			1-0
Louisiana State	1955-56	2014-15	0-1	0-1	3-1	3-3
Louisiana Tech	1980-81	2005-06	1-0		1-0	2-0
Louisville	1973-74	2017-18	2-1	0-3		2-4
Maine	2002-03	2002-03	1-0			1-0
Manhattan	1965-66	1965-66			1-0	1-0
Marist	2012-13	2012-13			1-0	1-0
Marquette	1976-77	1983-84	1-0	0-2		1-2




THE TIGERS HAVE
WON FOUR STRAIGHT
IN THE SERIES WITH
BOSTON COLLEGE.

AGAINST ALL COMPETITION

Opponent	First Meeting	Last Meeting	Home	Away	Neutral	Overall
Marshall	1960-61	1996-97	1-0	0-2	0-1	1-3
Maryville	1923-24	1923-24		0-1		0-1
Maryland	1938-39	2013-14	36-27	10-53	4-10	50-90
Maryland-Baltimore County	1990-91	1990-91	1-0			1-0
Maryland-Eastern Shore	1981-82	1985-86	2-0			2-0
Massachusetts	1984-85	2015-16			1-2	1-2
Mercer	1921-22	2016-17	6-2	1-2		7-4
Miami (Fla.)	1955-56	2017-18	8-2	3-7	3-2	14-11
Miami (Ohio)	1996-97	1996-97			1-0	1-0
Michigan	1987-88	2010-11	0-1		0-3	0-4
Middle Tennessee	1975-76	1988-89	5-0		1-0	6-0
Minnesota	1974-75	2015-16	1-0	1-3	0-2	2-5
Mississippi	1965-66	2007-08	2-1		1-1	3-2
Mississippi State	1981-82	2007-08	1-0	1-0	1-0	3-0
Missouri	1985-86	2009-10			1-2	1-2
Monaghan	1924-25	1924-25		0-1		0-1
Monmouth	2006-07	2006-07			1-0	1-0
Morehead State	1991-92	1991-92	1-0			1-0
Morgan State	1985-86	1994-95	2-0			2-0
Morris Brown	2001-02	2003-04	1-0		1-0	2-0
Muhlenburg	1956-57	1956-57			0-1	0-1
Nebraska	2016-17	2016-17	1-0			1-0
Nevada	2014-15	2014-15			1-0	1-0
Nevada-Las Vegas	1983-84	1983-84		0-1		0-1
Newberry	1912-13	1930-31	8-4	4-7		12-11
New Holland	1924-25	1924-25		0-1		0-1
New Mexico State	2017-18	2017-18			1-0	1-0
New Orleans "Y"	1925-26	1925-26		0-1		0-1
Niagara	1972-73	1989-90	1-0		1-0	2-0
Norfolk State	2004-05	2004-05	1-0			1-0
North Carolina	1925-26	2017-18	17-39	0-59	4-34	21-132
North Carolina A&T	2017-18	2017-18	1-0			1-0
North Carolina Central	2015-16	2015-16	1-0			1-0
UNC Asheville	1979-80	2017-18	8-0			8-0
UNC Charlotte	1979-80	2008-09	1-2	2-0	1-0	4-2
UNC Greensboro	1992-93	2010-11	2-0	1-0		3-0
NC State	1923-24	2017-18	33-33	14-49	6-20	53-102
Nebraska	2016-17	2016-17	1-0			1-0
UNC Wilmington	1997-98	2016-17	2-0			2-0
Northern Iowa	1991-92	1991-92			1-0	1-0
Northwestern	2000-01	2000-01	1-0			1-0
Notre Dame	2013-14	2017-18	1-2	0-3		1-5
Old Dominion	1978-79	2010-11	1-1	1-0	0-1	2-2
Ohio	2017-18	2017-18			1-0	1-0
Ohio State	2004-05	2017-18	1-0	1-0		2-0
Oral Roberts	1991-92	1991-92	1-0			1-0
Oregon	1988-89	1988-89		1-0		1-0
Oregon State	1979-80	1999-00		0-2	1-1	1-3
Oklahoma	2016-17	2016-17			0-1	0-1
Oklahoma City	1959-60	1959-60			0-1	0-1
Oklahoma State	1993-94	1993-94			1-0	1-0
Pennsylvania	1974-75	1974-75	0-1			0-1
Penn State	1999-00	2005-06	1-0	2-1		3-1
Pepperdine	1972-73	1972-73			1-0	1-0
Piedmont	1918-19	1921-22	2-0			2-0
Pittsburgh	1958-59	2017-18	2-1	2-1	0-1	4-3
Prairie View A&M	1986-87	1986-87	1-0			1-0
Presbyterian College	1914-15	2015-16	35-8-1	22-10	57-18-1	
Providence	1974-75	1989-90			1-1	1-1
Puerto Rico-Mayaguez	2005-06	2007-08			2-0	2-0
Purdue	1971-72	2012-13	2-1	1-1		3-2
Radford	1989-90	2003-04	3-0			3-0
Rhode Island	1977-78	1977-78	1-0			1-0
Rice	1960-61	1960-61			0-1	0-1
Rider	1979-80	1987-88	3-0			3-0
Richmond	1937-38	1952-53	0-1	1-2	1-0	2-3
Roanoke	1976-77	1976-77	1-0			1-0
Rollins	1924-25	1970-71	2-0			2-0
Royal Athletic	1931-32	1932-33	2-0			2-0
Rutgers	1998-99	2015-16	0-1	1-0	1-0	2-1
Saint Mary's	1988-89	1988-89			1-0	1-0
St. Francis (N.Y.)	1983-84	1983-84	1-0			1-0
St. John's	1972-73	1973-74	1-0	0-1		1-1
St. Stanislaus	1925-26	1925-26		0-1		0-1
Samford	1980-81	2017-18	4-0			4-0
Savannah	1913-14	1913-14		0-1		0-1
Savannah State	2008-09	2010-11	2-0			2-0
Seton Hall	1985-86	2010-11	0-1	1-0	2-1	3-2
Sewanee	1928-29	1934-35	1-0	2-1		3-1
Siena	1979-80	1979-80	1-0			1-0
Southern Methodist (SMU)	1970-71	2013-14			1-1	1-1
South Alabama	1984-85	1984-85	1-0			1-0
South Carolina	1912-13	2017-18	47-32	28-55	3-3	78-90
SC State	1988-89	2016-17	13-1			13-1
South Florida	1985-86	1985-86	1-0			1-0
Southern Illinois	2011-12	2011-12		1-0		1-0
Southern Mississippi	1982-83	1993-94	1-2	0-1		1-3
Southwest Missouri State	1986-87	1997-98			1-1	1-1
Spartanburg "Y"	1921-22	1921-22		0-2		0-2
Spring Hill	1955-56	1955-56			0-1	0-1
Stetson	1978-79	2013-14	4-0			4-0
Syracuse	1960-61	2017-18	2-1	1-2	1-0	4-3
Temple	1980-81	2013-14	0-2		2-1	2-3
Tennessee	1923-24	1975-76	2-0	1-14	1-1	4-15

CLEMSON HAS WINS OVER PITTSBURGH IN THE LAST FOUR MEETINGS BETWEEN THE TWO SCHOOLS.



Opponent	First Meeting	Last Meeting	Home	Away	Neutral	Overall
Tennessee-Chattanooga	1928-29	1984-85		0-2		0-2
Tennessee State	1991-92	1991-92	1-0			1-0
Tennessee Tech	1933-34	1984-85	1-1	2-2		3-3
Texas	1960-61	1991-92			1-1	1-1
Texas A&M	1969-70	2009-10	1-0	1-1	2-1	4-2
Texas-Arlington	1993-94	1993-94	1-0			1-0
Texas-El Paso (UTEP)	1963-64	2012-13		1-3	1-1	2-4
Texas Christian (TCU)	1977-78	2008-09	1-0		1-0	2-0
Texas Southern	2015-16	2017-18	2-0			2-0
Texas Tech	1978-79	1986-87	1-0	1-0	2-0	4-0
Towson State	1987-88	1987-88	1-0			1-0
Tulane	1921-22	1927-28		1-4		1-4
Tulsa	1959-60	1996-97			1-1	1-1
22nd Infantry	1924-25	1924-25		0-1		0-1
UCLA	1979-80	1979-80			0-1	0-1
UTSA	2015-16	2015-16	1-0			1-0
Utah State	1979-80	1979-80			1-0	1-0
Vanderbilt	1923-24	1993-94	1-1	4-4	0-3	5-8
Villanova	1959-60	2007-08		0-1	0-3	0-4
Virginia	1935-36	2017-18	35-24	17-44	1-7	53-75
Virginia Tech	1924-25	2017-18	9-6	6-12	0-1	15-19
VMI	1935-36	2013-14	3-0	4-1		7-1
Wagner	1983-84	1988-89	2-0			2-0
Wake Forest	1925-26	2017-18	41-36	16-53	5-10	62-99
Washington	1982-83	2000-01			0-2	0-2
Washington & Lee	1934-35	1949-50	1-1	1-3	1-1	3-5
West Chester State	1981-82	1981-82	1-0			1-0
West Virginia	1951-52	2010-11		1-2	0-2	1-4
West Virginia Tech	1980-81	1980-81	1-0			1-0
Western Carolina	1978-79	2017-18	11-0	1-0		12-0
Western Kentucky	1996-96	1997-98	1-0	1-0		2-0
Western Michigan	1997-98	1997-98			0-1	0-1
William & Mary	1940-41	1953-54	1-1	1-1		2-2
Winthrop	1984-85	2014-15	8-2	1-0		9-2
Wisconsin-Green Bay	1990-91	1999-00	1-0		0-1	1-1
Wofford	1911-12	2015-16	35-8	17-8		52-16
Wyoming	1985-86	1985-86		0-1		0-1
Xavier	1998-99	2016-17			1-1	1-1
Yale	1976-77	2001-02	1-1			1-1
Youngstown State	1988-89	1988-89	1-0			1-0

Note: 2018-19 opponents in bold.

AGAINST ALL CONFERENCES

AMERICA EAST

School	Home	Away	Neutral	Total
Hartford	1-0	1-0		2-0
Maine	1-0			1-0
Maryland-Baltimore County	1-0			1-0
Total	3-0	1-0		4-0

AMERICAN ATHLETIC

School	Home	Away	Neutral	Total
Cincinnati	1-0	0-2	0-1	1-3
Connecticut			0-1	0-1
East Carolina	2-0	2-0		4-0
SMU			1-1	1-1
Temple	0-2		2-0	2-2
Tulane		1-4		1-4
Tulsa			1-1	1-1
UCF			1-0	1-0
Total	3-2	3-6	5-4	11-12

ATLANTIC COAST

School	Home	Away	Neutral	Total
Boston College	8-1	4-6	5-0	17-7
Duke	23-39	4-60	4-9	31-108
Florida State	20-12	8-22	4-7	32-41
Georgia Tech	45-16	25-43	1-4	71-63
Louisville	2-1	0-3		2-5
Miami (Fla.)	8-2	3-6	3-2	14-10
North Carolina	17-39	0-59	4-34	21-132
Notre Dame	1-2	0-3		1-5
NC State	33-33	14-49	6-20	53-102
Pittsburgh	2-1	2-1	0-1	3-3
Syracuse	2-1	1-2	1-0	4-3
Virginia	35-24	17-44	1-7	53-75
Virginia Tech	9-6	6-12	0-1	15-19
Wake Forest	41-36	16-53	5-10	62-99
Total	246-213	100-366	34-95	380-674

ATLANTIC SUN

School	Home	Away	Neutral	Total
Jacksonville		1-0		1-0
North Florida	1-0			1-0
Stetson	4-0		1-0	5-0
USC Upstate	1-0			1-0
Total	6-0	1-0	1-0	8-0

ATLANTIC 10

School	Home	Away	Neutral	Total
Davidson	12-6	5-10	7-2	24-18
Dayton			0-1	0-1
Duquesne	1-1			1-1
Fordham			1-0	1-0
George Washington	1-5	1-5	0-2	2-12
La Salle			1-1	1-1
Massachusetts			1-2	1-2
Rhode Island	1-0			1-0
Richmond	0-1	1-2	1-0	2-3
Total	15-13	7-17	11-8	33-38

BIG EAST

School	Home	Away	Neutral	Total
Butler	1-0		1-0	2-0
Creighton		0-1		0-1
DePaul			1-0	1-0
Georgetown			0-1	0-1
Marquette	1-0	0-2		1-2
Providence			1-1	1-1
St. John's (N.Y.)	1-0	0-1		1-1
Seton Hall	0-1	1-0	2-1	3-2
Villanova		0-1	0-3	0-4
Xavier			1-0	1-0
Total	3-1	1-5	6-6	10-12

BIG SOUTH

School	Home	Away	Neutral	Total
Campbell	4-0			4-0
Chas. Southern	16-0	2-0		18-0
Gardner-Webb	4-0		0-1	4-1
High Point	3-0		1-0	4-0
Liberty	4-0	1-0		5-0
UNC Asheville	8-0			8-0
Presbyterian	35-8-1	22-10		57-18-1
Radford	3-0			3-0
Winthrop	8-2	1-0		9-2
Total	90-10-1	26-10	1-1	117-21-1

BIG TEN

School	Home	Away	Neutral	Total
Illinois	1-1	1-1	0-1	2-3
Indiana			1-0	1-0
Iowa		1-1	0-1	1-2
Maryland	36-27	10-53	4-10	50-90

Michigan	0-1		0-3	0-4
Minnesota	1-0	1-3	0-2	2-5
Nebraska	1-0			1-0
Northwestern	1-0			1-0
Ohio State	1-0	1-0		2-0
Penn State	1-0	2-1		3-1
Purdue	2-1	1-1		3-2
Rutgers	0-1	1-0	1-0	2-1
Total	44-31	18-60	6-17	68-108

BIG WEST

School	Home	Away	Neutral	Total
Hawaii		1-1		1-1
Long Beach State			2-0	2-0
Total		1-1	2-0	3-1

BIG 12

School	Home	Away	Neutral	Total
Baylor	1-0		0-2	1-2
Kansas			0-1	0-1
Kansas State			1-1	1-1
Oklahoma			0-1	0-1
Oklahoma State			1-0	1-0
Texas			1-1	1-1
TCU	1-0		1-0	2-0
Texas Tech	1-0	1-0	2-0	4-0
West Virginia		1-2	0-2	1-4
Total	3-0	2-2	6-8	11-10

COLONIAL ATHLETIC

School	Home	Away	Neutral	Total
College of Charleston	6-1	3-1		9-2
Delaware			2-0	2-0
Elon	1-1			1-1
Hofstra	1-0	1-0	2-0	4-0
UNC Wilmington	1-0			1-0
Towson	1-0			1-0
William & Mary	1-1	1-1		2-2
Total	11-3	5-2	4-0	20-5

CONFERENCE USA

School	Home	Away	Neutral	Total
Charlotte	1-2	2-0	1-0	4-2
Florida Atlantic			2-0	2-0
Florida International	1-0			1-0
Louisiana Tech	1-0		1-0	2-0
Marshall	1-0	0-2	0-1	1-3
Middle Tennessee	5-0		1-0	6-0
Old Dominion	1-1	1-0	0-1	2-2
Rice			0-1	0-1
Southern Miss	1-2	0-1		1-3
UAB		0-1	1-1	1-2
UTEP		1-3	1-1	2-4
UTSA	1-0			1-0
Western Kentucky	1-0	1-0		2-0
Total	13-5	5-7	7-5	25-17

HORIZON

School	Home	Away	Neutral	Total
Cleveland State	1-0			1-0
Illinois-Chicago	1-0			1-0
Wisconsin-Green Bay	1-0		0-1	1-1
Youngstown State	1-0			1-0
Oakland	1-0			1-0
Total	5-0		0-1	5-1

IVY

School	Home	Away	Neutral	Total
Brown	1-0			1-0
Cornell	1-0		1-0	2-0
Harvard	1-0			1-0
Pennsylvania	0-1			0-1
Yale	1-1			1-1
Total	4-2		1-0	5-2

METRO ATLANTIC

School	Home	Away	Neutral	Total
Canisius			1-0	1-0
Fairfield	1-0			1-0
Iona			1-0	1-0
Manhattan			1-0	1-0
Marist			1-0	1-0
Monmouth			1-0	1-0
Niagara	1-0		1-0	2-0
Rider	3-0			3-0
Siena	1-0			1-0
Total	6-0		6-0	12-0

MID-AMERICAN

School	Home	Away	Neutral	Total
Akron			1-0	1-0
Bowling Green	1-0			1-0
Buffalo	1-0			1-0
Kent State	2-0	0-1		2-1
Miami (Ohio)			1-0	1-0
Ohio			0-1	0-1
Western Michigan			0-1	0-1
Total	4-0	0-1	2-2	6-3

MID-EASTERN ATHLETIC

School	Home	Away	Neutral	Total
Bethune-Cookman	2-0			2-0
Coppin State	2-0			2-0
Delaware State	3-0		1-0	4-0
Florida A&M	3-0			3-0
Hampton	1-0			1-0
Howard	1-0			1-0
Maryland-Eastern Shore	2-0			2-0
Morgan State	2-0			2-0
Norfolk State	1-0			1-0
North Carolina A&T	1-0			1-0
North Carolina Central	1-0			1-0
Savannah State	2-0			2-0
SC State	13-1			13-1
Total	34-1		1-0	35-1



BRAD BROWNELL IS THE WINNINGEST COACH IN CLEMSON HISTORY AGAINST ACC COMPETITION.



AGAINST ALL CONFERENCES

CLEMSON OWNS 77 WINS OVER SOUTH CAROLINA, SECOND-MOST OVER ANOTHER TEAM (FURMAN) IN ITS HISTORY.



MISSOURI VALLEY

School	Home	Away	Neutral	Total
Bradley			1-0	1-0
Evansville			0-1	0-1
Illinois State			1-0	1-0
Indiana State	1-0	1-0	1-0	3-0
Missouri State			1-1	1-1
Northern Iowa			1-0	1-0
Southern Illinois			1-0	1-0
Total	1-0	1-0	6-2	8-3

MOUNTAIN WEST

School	Home	Away	Neutral	Total
Air Force			1-0	1-0
UNLV		0-1		0-1
Utah State			1-0	1-0
Wyoming		0-1		0-1
Nevada			1-0	1-0
Total		0-2	3-0	3-2

NORTHEAST

School	Home	Away	Neutral	Total
Fairleigh Dickinson	1-0			1-0
St. Francis (N.Y.)	1-0			1-0
Wagner	2-0			2-0
Robert Morris	1-0			1-0
Total	5-0			5-0

OHIO VALLEY

School	Home	Away	Neutral	Total
Austin Peay	1-1			1-1
Belmont	1-0			1-0
Morehead State	1-0			1-0
Tennessee State	1-0			1-0
Tennessee Tech	1-1	2-2		3-3
Total	5-2	2-2		7-4

PAC-12

School	Home	Away	Neutral	Total
Arizona	0-1		0-1	0-2
California			0-1	0-1
Oregon			0-1	0-1
Oregon State		0-2	1-1	1-3
UCLA			0-1	0-1

Washington			0-2	0-2
Total	0-1	0-2	1-7	1-10

PATRIOT

School	Home	Away	Neutral	Total
American	1-0			1-0
Army			2-0	2-0
Boston University	1-0		1-0	2-0
Bucknell	1-0		1-0	2-0
Colgate	1-0			1-0
Holy Cross			2-0	2-0
Lafayette			1-0	1-0
Total	4-0		7-0	11-0

SOUTHEASTERN

Eastern Division

School	Home	Away	Neutral	Total
Florida	6-3	3-5	2-1	11-9
Georgia	15-24	8-28	2-4	25-56
Kentucky	1-4	2-6	1-2	4-12
Missouri			1-2	1-2
South Carolina	48-32	27-55	3-3	78-90
Tennessee	2-0	1-14	1-1	4-15
Vanderbilt	1-1	4-4	0-3	5-8
Total	73-64	45-112	10-16	128-192

Western Division

School	Home	Away	Neutral	Total
Alabama	2-1	3-0	1-3	6-4
Arkansas	1-0	0-1	0-1	1-2
Auburn	5-4	4-7	4-4	13-15
Louisiana State	0-1	0-1	3-1	3-3
Mississippi	2-1		1-1	3-2
Mississippi State	1-0	1-0	1-0	3-0
Texas A&M	1-0	1-1	1-2	3-3
Total	12-7	9-10	11-12	32-29

SOUTHERN

School	Home	Away	Neutral	Total
Chattanooga		0-2		0-2
Citadel	41-8	19-14		60-22
East Tennessee St.	8-0			8-0
Furman	57-21	40-30	2-0	99-51
Mercer	6-2	1-2		7-4
UNC Greensboro	2-0	1-0		3-0

Samford	4-0			4-0
VMI	3-0	4-1		7-1
Western Carolina	10-0	1-0		11-0
Wofford	36-8	16-8		52-16
Total	167-39	82-57	2-0	251-96

SOUTHLAND

School	Home	Away	Neutral	Total
Lamar			1-0	1-0
Total			2-0	2-0

SOUTHWESTERN ATHLETIC

School	Home	Away	Neutral	Total
Alabama State	1-0			1-0
Arkansas-Pine Bluff	1-0			1-0
Prairie View	1-0			1-0
Texas Southern	2-0			2-0
Total	5-0			5-0

SUMMIT

School	Home	Away	Neutral	Total
Oral Roberts	1-0			1-0
Total	1-0			1-0

SUN BELT

School	Home	Away	Neutral	Total
Appalachian State	7-1		2-0	9-1
Arkansas-Little Rock	1-0	1-0		2-0
Arkansas State			1-0	1-0
Coastal Carolina	5-1	1-1		6-2
Georgia Southern	3-0			3-0
Georgia State	5-0			5-0
Louisiana Lafayette	1-0			1-0
South Alabama	1-0			1-0
Texas-Arlington	1-0			1-0
Total	24-2	2-1	3-0	29-3


WEST COAST

School	Home	Away	Neutral	Total
BYU			2-0	2-0
Gonzaga			0-2	0-2
Pepperdine			1-0	1-0
Saint Mary's			1-0	1-0
Total			4-2	4-2

LAST SECOND VICTORIES

Date	Score	Site	Opponent
1-8-63	66-64	Greenville, S.C.	Furman
<i>Mike Bohonak inbounded to Gary Burnisky, who scored with one second left.</i>			
12-3-63	66-64	Clemson, S.C.	North Carolina
<i>Mike Bohonak made a 10-foot shot with two seconds left.</i>			
12-17-63	53-52	Charlottesville, Va.	Virginia
<i>Mike Bohonak made a short jumper with three seconds left.</i>			
2-19-66	76-74	Charlotte, N.C.	NC State
<i>Joe Ayoob hit a 45-foot shot with one second left in overtime.</i>			
2-11-67	70-68	Clemson, S.C.	Wake Forest
<i>Ken Gardner made a shot with one second left.</i>			
2-15-69	78-77	Clemson, S.C.	NC State
<i>Trip Jones made a shot with five seconds left.</i>			
1-19-72	74-72	Clemson, S.C.	Furman
<i>Bud Martin hit two free throws with four seconds left.</i>			
12-5-73	81-80	West Lafayette, Ind.	Purdue
<i>Tim Capehart made two free throws with seven seconds left.</i>			
2-19-73	56-54	Charlottesville, Va.	Virginia
<i>Clemson turned the ball over with five seconds left, Virginia called timeout. Mike Browning stole the inbound pass and scored on a layup with one second left.</i>			
12-28-1978	58-57	El Paso, Texas	Texas Tech
<i>Derrick Johnson made a 20-foot shot with four seconds left.</i>			
12-30-1980	58-57	Honolulu, Hawaii	Indiana
<i>Chris Dodds made a 9-foot shot from the right baseline with 10 seconds left.</i>			
1-24-1983	58-56	Clemson, S.C.	Georgia Tech
<i>Chris Michael made a 15-foot jumper from the left baseline with two seconds left.</i>			
2-11-1984	61-59	Columbia, S.C.	South Carolina
<i>Anthony Jenkins made a 19-foot shot from the top of the key with two seconds left.</i>			
1-30-1985	52-50	Clemson, S.C.	North Carolina
<i>Chris Michael made a 22-foot jumper from the right wing with three seconds left.</i>			
12-21-1985	65-64	Lubbock, Texas	Texas Tech
<i>Larry Middleton made a 20-foot jumper from the left wing with four seconds left.</i>			
1-20-87	67-66	Atlanta, Ga.	Georgia Tech
<i>Michael Tait hit a right corner jumper with three seconds left.</i>			
2-4-1987	80-79	College Park, Md.	Maryland
<i>Michael Brown made a three-point shot from the right wing with eight seconds left.</i>			
2-14-1987	94-90	Charlottesville, Va.	Virginia
<i>Horace Grant made a three-point shot with two seconds left to give Clemson 93-90 lead. Michael Brown added a free throw for the four-point margin off a UVA technical foul.</i>			
2-21-1988	65-62	Clemson, S.C.	Virginia
<i>Elden Campbell scored on a contested layup from the right side and was fouled with one second left, he made the free throw.</i>			
12-6-1989	72-71	Greensboro, N.C.	Providence
<i>Dale Davis made a pair of free throws with 14 seconds left.</i>			
12-20-1990	71-70	Miami, Fla.	Coppin State
<i>Colby Brown tipped in the game-winning basket with 1 second left.</i>			
3-8-1996	75-73	Greensboro, N.C.	North Carolina
<i>Greg Buckner dunked off a pass from Harold Jamison with 0.6 seconds left.</i>			
12-30-1996	47-45	San Juan, PR	Missouri
<i>Terrell McIntyre made a three-point shot with 12 seconds left.</i>			
1-18-2003	78-77	Clemson, S.C.	Virginia
<i>Olu Babalola made two free throws with 5.7 seconds left.</i>			
12-4-2004	63-62	Columbia, S.C.	South Carolina
<i>Cheyenne Moore hit a three-point goal with 3.4 seconds left.</i>			
3-1-2005	66-64	Clemson, S.C.	Virginia Tech
<i>Olu Babalola hit a three-point shot with 9.8 seconds left to tie the game at 64 and Sharrod Ford dunked at the buzzer off a Shawan Robinson steal and assist.</i>			
1-3-2007	68-66	Tallahassee, Fla.	Florida State
<i>James Mays inbounded to Vernon Hamilton, who found a streaking Cliff Hammonds, who hit a high-arching layup from the left side with 2.8 seconds left.</i>			
1-7-2007	75-74	Clemson, S.C.	Georgia Tech
<i>James Mays made a driving left-handed layup with 2.2 seconds left.</i>			
3-4-2007	75-74	Blacksburg, Va.	Virginia Tech
<i>K.C. Rivers hit a driving bank shot with 18 seconds remaining.</i>			

Date	Score	Site	Opponent
3-2-2008	73-70	College Park, Md.	Maryland
<i>Terrence Oglesby hit a three-pointer from the wing with 2.3 seconds left to cap a comeback win from a school-record 20-point second half deficit.</i>			
3-9-2008	70-69	Clemson, S.C.	Virginia Tech
<i>Demontez Stitt sank a pair of free throws with 3.8 seconds remaining.</i>			
11-29-2009	70-69	Anaheim, Calif.	Butler
<i>Demontez Stitt hit go-ahead free throws with 3.3 seconds left, and Trevor Booker blocked the ensuing three-point attempt.</i>			
2-25-2012	72-69	Clemson, S.C.	NC State
<i>Andre Young hit go-ahead three-pointer with 11.8 seconds left in overtime, and NC State's C.J. Leslie missed on the other end to tie at the buzzer.</i>			
3-23-2014	50-49	Clemson, S.C.	Illinois
<i>Rod Hall scored the game-winning layup with 9.3 seconds left, and Illinois missed a long three-pointer on the other end.</i>			
1-24-2015	59-57	Clemson, S.C.	Wake Forest
<i>Josh Smith put back Rod Hall's miss with 0.5 seconds left.</i>			
1-28-2018	72-70	Atlanta, Ga.	Georgia Tech
<i>Marcquise Reed driving layup with 24 seconds left.</i>			



SHARROD FORD'S DUNK AT THE BUZZER LIFTED CLEMSON TO A 66-64 WIN OVER VIRGINIA TECH IN 2005.




LITTLEJOHN COLISEUM RECORDS

CLEMSON - TEAM


Most Points:	133 vs. Tennessee Tech, Dec. 11, 1976
Most Points, First Half:	65 vs. Roanoke, Feb. 26, 1977
Most Points, Second Half:	72 vs. Morehead St., Nov. 30, 1991
Most Points, Both Teams:	233 (Clemson 118, Wake Forest 115 (20T)), Feb. 13, 2002
Fewest Points:	38 vs. UNC Asheville, Feb. 23, 1980
Most Field Goal Attempts:	86 vs. many (3), last vs. Catholic, Nov. 24, 1977
Most Field Goals Made:	52 vs. Tennessee Tech, Dec. 11, 1976
	52 vs. Bowling Green State, Nov. 27, 1982
Best Field Goal Percentage:	70.1 (48-68) vs. Florida Southern, Feb. 28, 1976
Lowest Field Goal Percentage:	26.0 (19-73) vs. Duke, Jan. 23, 1982
Most Three-Point Goals:	15 vs. North Carolina, Jan. 30, 2018
Most Three-Point Attempts:	38 vs. North Carolina, Jan. 14, 1995
Best Three-Point Goal Percentage:	.846 (11-13) vs. North Carolina, Jan. 31, 2004
Most Free Throw Attempts:	52 vs. Georgia Tech, Jan. 29, 1972
Most Free Throws Made:	39 vs. Georgia Tech, Jan. 29, 1972
Best Free Throw Percentage:	.95.7 (22-23) vs. Duke, Jan. 7, 1997
Most Rebounds:	71 vs. West Virginia Tech, Dec. 16, 1980
	71 vs. Georgia State, Jan. 15, 1990
Most Assists:	36 vs. West Virginia Tech, Dec. 16, 1980
	36 vs. Bowling Green State, Nov. 27, 1982
Most Turnovers:	36 vs. Austin Peay State, Nov. 29, 1975
Most Players in Double Figures:	7 vs. many (3), last vs. Morehead State, Nov. 30, 1991
Largest Crowd in Littlejohn Coliseum:	13,863 vs. Duke, Jan. 9, 1980

OPPONENTS - TEAM

Most Points:	115 by Wake Forest, Feb. 13, 2002
Most Points, First Half:	59 by Georgia Tech, Jan. 24, 2001
Most Points, Second Half:	70 by North Carolina, Jan. 28, 1987
Fewest Points:	27 by North Carolina-Asheville, Feb. 23, 1980
Most Field Goal Attempts:	94 by Austin Peay, Nov. 29, 1975
Most Field Goals Made:	41 by Illinois-Chicago, March 5, 1983
Best Field Goal Percentage:	67.6 (23-34) by Wake Forest, Feb. 26, 1971
Lowest Field Goal Percentage:	18.0 (9-50) by Wofford, Feb. 6, 1996
Most Three-Point Goals:	19 by Wake Forest, Feb. 13, 2002
Most Three-Point Attempts:	42 by Wake Forest, Feb. 13, 2002
Best Three-Point Goal Percentage:	.600 (9-15) by North Carolina, Jan. 28, 1987
Most Free Throw Attempts:	51 by North Carolina, Jan. 14, 1994
Most Free Throws Made:	36 by Wake Forest, Feb. 27, 1969
	36 by North Carolina, Jan. 9, 1974
Most Rebounds:	70 by South Carolina, Jan. 26, 1970
Most Assists:	27 by South Carolina, Feb. 9, 1985
Most Turnovers:	47 by Appalachian State, Dec. 7, 1974
Most Players in Double Figures:	6 by NC State, Feb. 21, 1976
	6 by NC State, Feb. 12, 1990



WILL SOLOMON STILL HOLDS THE LITTLEJOHN SCORING RECORD WITH 43 POINTS AGAINST VIRGINIA IN 2000.



LARRY MIDDLETON SHARES THE BEST SHOOTING PERCENTAGE MARK BY A TIGER IN LITTLEJOHN HISTORY AT 92.3 PERCENT (12-13 FIELD GOALS).

CLEMSON - INDIVIDUAL

Most Points Scored:	43 by Will Solomon vs. Virginia, Jan. 15, 2000
Most Field Goal Attempts:	31 (made 17) by Skip Wise vs. Pennsylvania, Nov. 30, 1974
Most Field Goals Made:	17 (att. 31) by Skip Wise vs. Pennsylvania, Nov. 30, 1974
Best Field Goal Percentage:	.92.3 (12-13) by Larry Middleton vs. Rider, Dec. 1, 1985
	.92.3 (12-13) Horace Grant vs. Georgia State, Nov. 28, 1986
	.92.3 (12-13) Dale Davis vs. Georgia Tech, March 4, 1989
Most Free Throw Attempts:	19 (made 11) by Dale Davis vs. SC State, Dec. 17, 1990
Most Free Throws Made:	16 by Butch Zatezalo vs. Wake Forest, Feb. 27, 1969
Most Rebounds:	23 by Tree Rollins vs. Tennessee Tech, Dec. 11, 1976
	23 by Tree Rollins vs. Maryland, Jan. 19, 1977
Most Assists:	20 by Grayson Marshall vs. Maryland- Eastern Shore, Nov. 25, 1985
Most Blocked Shots:	10 by Tree Rollins vs. Duke, Feb. 23, 1977
	10 by Tree Rollins vs. Presbyterian, Dec. 13, 1975
	10 by Tree Rollins vs. Jacksonville, Dec. 16, 1976
	10 by Sharone Wright vs. UNC Greensboro, Dec. 12, 1992
	10 by Sharone Wright vs. Maryland, Jan. 26, 1993
Most Steals:	7 by Stan Rome vs. Maryland, Jan. 19, 1977
	7 by Devin Gray vs. The Citadel, Dec. 19, 1992
	7 by Terrell McIntyre vs. Georgia Tech, March 1, 1998
	7 by K.C. Rivers vs. Duke, Feb. 4, 2009
	7 by Andre Young vs. Maryland, Jan. 31, 2010
Three-Point Goals:	8 by David Young vs. Wake Forest, Jan. 12, 1991
	8 by Will Solomon vs. Virginia, Jan. 15, 2000
Three-Point Goal Percentage:	1.00 (7-7) by Marc Campbell vs. Virginia, Feb. 23, 1983
	vs. Maryland, Feb. 19, 1983

OPPONENTS - INDIVIDUAL

Most Points Scored:	43 by Hawkeye Whitney (NC State), Jan. 30, 1979
Most Field Goal Attempts:	32 (made 10) by Pete Maravich (Louisiana State), Dec. 7, 1968
Most Field Goals Made:	18 by Hawkeye Whitney (NC State), Jan. 30, 1979
Best Field Goal Percentage:	.93.3 (14-15) by Keith Gatlin (Maryland), Feb. 17, 1985
Most Free Throw Attempts:	22 (made 18) by Pete Maravich (Louisiana State), Dec. 7, 1968
Most Free Throws Made:	18 (att. 22) by Pete Maravich (Louisiana State), Dec. 7, 1968
Most Rebounds:	21 by Will Hetzel (Maryland), Feb. 22, 1969
Most Assists:	13 by Neal Murray (Middle Tennessee), Dec. 15, 1985
Most Blocked Shots:	7 by Sam Harris (Old Dominion), Nov. 18, 2007
Most Steals:	10 by Zakee Waddood (East Tennessee State), Dec. 15, 2003
Three-Point Goals:	11 by Craig Dawson (Wake Forest), Feb. 13, 2002
Three-Point Percentage:	1.00 (6-6) by Sam Cassell (Florida State), Jan. 20, 1993

LITTLEJOHN COLISEUM RECORDS

QUICK FACTS

Name:	Littlejohn Coliseum
The arena was named for J.C. Littlejohn, a long-time Clemson University employee, for many years the school's business manager.	
Capacity:	9,000
First Game:	Nov. 30, 1968 (Clemson 76, Georgia Tech 72)
Largest Crowd:	13,863 (Jan. 9, 1980 vs. Duke)
Clemson upset the No. 1 Blue Devils, 87-82 in overtime.	
Largest Season Attendance:	156,103 (1997-98)
The 1997-98 team also set the record for per game basis (11,151).	
First Point:	Dave Thomas
The Clemson player hit a jump shot at the 18:37 mark of the first half versus Georgia Tech on Nov. 30, 1968.	
Longest Clemson Win Streak:	29
The streak started on Jan. 7, 1989 with a 75-58 victory over Maryland and ended with a 100-108 loss to UNC Charlotte on Dec. 15, 1991. (Note: Included in the 29 consecutive wins in Littlejohn Coliseum were 13 victories over ACC teams. Of the 13 wins in ACC competition, five came against teams ranked in the AP top 25, including three top-10 teams.	
Record in Littlejohn Coliseum	
ACC Home:	204-158 (.564)
Non-Conference Home:	344-42 (.891)
Totals:	548-200 (.732)

RECORDS VS. ALL COMPETITION

Alabama	2-0	Fairfield	1-0
Alabama State	1-0	Florida A&M	3-0
American	1-0	Florida International	1-0
Appalachian State	7-1	Florida Southern	1-0
Arkansas-Little Rock	1-0	Florida State	17-11
Arkansas-Pine Bluff	1-0	Furman	29-1
Armstrong State	1-0	Gardner-Webb	4-0
Auburn	3-1	George Washington	0-1
Augusta State	2-0	Georgia	3-0
Austin Peay State	1-1	Georgia Southern	3-0
Baltimore	1-0	Georgia State	5-0
Baylor	1-0	Georgia Tech	37-8
Belmont	1-0	Hartford	1-0
Bethune-Cookman	2-0	Harvard	1-0
Biscayne	3-0	High Point	3-0
Boston College	7-1	Hofstra	1-0
Boston University	1-0	Howard	1-0
Bowling Green State	1-0	Illinois	1-1
Brown	1-0	Illinois-Chicago	1-0
Buffalo	1-0	Illinois Tech	1-0
Buffalo State	1-0	Indiana State	1-0
Butler	1-0	Kent State	2-0
Campbell	4-0	Liberty	4-0
Catholic	1-0	Louisiana-Lafayette	1-0
Charleston Southern	16-0	Louisiana State	0-1
Charlotte	1-2	Louisiana Tech	1-0
Citadel, The	16-1	Louisville	1-1
Cleveland State	1-0	Marquette	1-0
Coastal Carolina	5-1	Marshall	1-0
Colgate	1-0	Maryland	23-20
College of Charleston	1-1	Maryland-Baltimore County	1-0
Coppin State	1-0	Maryland-Eastern Shore	2-0
Cornell	1-0	Mercer	5-0
Davidson	1-0	Miami (Fla.)	6-2
Delaware State	3-0	Michigan	0-1
Duke	18-25	Middle Tennessee	5-0
East Carolina	3-0	Minnesota	1-0
East Tennessee State	8-0	Mississippi	2-1
Elon	1-1	Mississippi State	1-0
		Morehead State	1-0
		Morgan State	2-0
		Morris Brown	1-0
		Niagara	1-0
		Nebraska	1-0
		Notre Dame	1-1
		North Carolina	14-30
		North Carolina A&T	1-0
		UNC Asheville	7-0
		UNC Greensboro	2-0
		NC State	26-19
		UNC Wilmington	2-0
		North Florida	1-0
		Northwestern	1-0
		Oakland	1-0
		Ohio	1-0
		Old Dominion	1-1
		Oral Roberts	1-0
		Pennsylvania	0-1
		Pittsburgh	1-1
		Prairie View	1-0
		Presbyterian	7-0
		Purdue	2-1
		Radford	3-0
		Rhode Island	1-0



CLEMSON IS 37-8
ALL-TIME AGAINST
GEORGIA TECH
IN LITTLEJOHN
COLISEUM.

ATTENDANCE RECORDS

Season	Games	Attendance	Avg.	Results	Pct.
1968-69	11	55,150	5,014	4-7	.364
1969-70	11	50,877	4,625	6-5	.546
1970-71	12	63,488	5,291	8-4	.667
1971-72	10	81,278	8,128	6-4	.600
1972-73	11	85,750	7,795	9-2	.818
1973-74	13	103,519	7,963	9-4	.692
1974-75	12	113,515	9,460	11-1	.917
1975-76	13	107,220	8,248	8-5	.615
1976-77	15	134,841	8,883	13-2	.867
1977-78	15	138,115	9,208	10-5	.667
1978-79	16	144,535	9,033	13-3	.813
1979-80	15	130,900	8,727	15-0	1.000
1980-81	16	145,792	9,112	12-4	.750
1981-82	16	139,731	8,733	11-5	.688
1982-83	16	131,063	8,191	9-7	.563
1983-84	16	129,600	8,100	11-5	.688
1984-85	16	130,136	8,134	12-4	.750
1985-86	19	144,699	7,616	14-5	.737
1986-87	17	142,274	8,369	15-2	.882
1987-88	16	117,250	7,328	12-4	.750
1988-89	14	114,123	8,151	13-1	.929
1989-90	14	122,540	8,753	14-0	1.000
1990-91	16	121,314	7,582	9-7	.563
1991-92	16	114,691	7,168	12-4	.750
1992-93	16	113,803	7,113	11-5	.688
1993-94	15	108,074	7,205	11-4	.733
1994-95	16	116,754	7,297	11-5	.688
1995-96	16	150,037	9,377	14-2	.875
1996-97	15	147,019	9,801	12-3	.800
1997-98	14	156,103	11,151	11-3	.786
1998-99	15	141,728	9,449	12-3	.800
1999-00	16	142,679	8,918	7-9	.438
2000-01	16	137,909	8,619	9-7	.563
2001-02	16	139,954	8,747	8-8	.500
2002-03	9	80,600	8,956	5-4	.555
2003-04	16	122,900	7,681	10-6	.625
2004-05	15	111,886	7,459	10-5	.667
2005-06	16	106,251	6,641	12-4	.750
2006-07	20	147,122	7,356	16-4	.800
2007-08	16	137,739	8,609	14-2	.875
2008-09	16	135,619	8,476	13-3	.813
2009-10	16	151,442	9,465	14-2	.875
2010-11	17	140,920	8,289	15-2	.882
2011-12	16	125,249	7,828	11-5	.688
2012-13	15	118,305	7,887	8-7	.533
2013-14	19	142,231	7,486	16-3	.842
2014-15	17	129,800	7,635	11-6	.611
2015-16	Home games held in Greenville, S.C. due to renovation				
2016-17	17	123,442	7,262	11-6	.611
2017-18	16	123,895	7,743	15-1	.938
Totals	743	6,013,862	8,094	544-199	.732

Largest Crowds			
Attendance	Date	W/L	Results
13,863	1-9-1980	W	Clemson 87, Duke 82 (OT)
13,136	2-28-1990	W	Clemson 97, Duke 93
12,632	1-29-1977	W	Clemson 93, North Carolina 73
12,611	1-7-1987	W	Clemson 73, NC State 69
12,267	1-19-1981	L	Virginia 74, Clemson 59
12,258	1-17-1981	L	Maryland 68, Clemson 62 (OT)
12,013	2-24-1990	W	Clemson 69, North Carolina 61
11,909	1-11-1978	L	Duke 107, Clemson 85
11,800	1-22-1975	W	Clemson 83, Maryland 82
11,800	2-22-1975	W	Clemson 92, NC State 70
11,800	1-24-1976	L	Virginia 69, Clemson 62
11,742	1-23-1988	W	Clemson 69, South Carolina 65

Robert Morris	1-0	Texas Arlington	1-0
Rider	3-0	Texas A&M	1-0
Roanoke	1-0	Texas Christian	1-0
Rollins	1-0	Texas Southern	1-0
Rutgers	0-1	Texas Tech	1-0
St. John's	1-0	Towson State	1-0
Saint Francis (N.Y.)	1-0	Vanderbilt	0-1
Samford	4-0	Virginia	24-20
Savannah State	2-0	VMI	1-0
Seton Hall	0-1	Virginia Tech	9-3
Siena	1-0	Wagner	2-0
South Alabama	1-0	Wake Forest	27-19
South Carolina	22-8	West Chester State	1-0
SC State	13-1	West Virginia Tech	1-0
South Florida	1-0	Western Carolina	11-0
Southern Mississippi	1-2	Western Kentucky	1-0
Stetson	4-0	Winthrop	8-1
Syracuse	2-1	Wisconsin-Green Bay	1-0
Temple	0-2	Wofford	9-1
Tennessee State	1-0	Yale	1-1
Tennessee Tech	0-1	Youngstown State	1-0



2018-19 SERIES SCORES

AKRON (1-0)

at Clemson (0-0)

at Akron (0-0)

at Neutral Site (1-0)

Year	Rank	Site	W/L	CU	Opp
2005-06		N	W	66	59

BOSTON COLLEGE (17-7)

at Clemson (8-1)

at Boston College (4-6)

at Neutral Site (5-0)

Year	Rank	Site	W/L	CU	Opp
1975-76		N	W	80	60
1976-77	11/NR	N	W	128	76
2003-04		H	W	72	62
2004-05		A	L	70	79
2005-06	NR/18	A	L	61	67
2006-07	16/NR	H	W	74	54
2006-07		A	L	59	54
2007-08		H	W	78	56
2007-08		N	W	82	48
2008-09	11/NR	A	W	87	77
2009-10	21/NR	H	W	72	56
2009-10	21/NR	A	L	69	75
2010-11		H	W	77	69
2010-11		N	W	70	47
2011-12		A	L	57	59
2012-13		A	L	68	75
2012-13		H	L	61	68
2013-14		A	W	62	60
2014-15		H	W	64	49
2015-16		H	W	65	54
2015-16		A	W	66	50
2016-17		H	W	82	68
2017-18	25/NR	A	W	74	70
2017-18	19/NR	N	W	90	82

CHARLESTON SOUTHERN (18-0)

at Clemson (16-0)

at Charleston Southern (2-0)

at Neutral Site (0-0)

Year	Rank	Site	W/L	CU	Opp
1975-76		H	W	94	49
1979-80		H	W	93	59
1982-83		H	W	81	60
1983-84		H	W	71	59
1985-86		H	W	89	63
1987-88		H	W	81	60
1991-92		H	W	87	67
1993-94		A	W	120	103
1994-95		H	W	96	66
1995-96		H	W	79	60
1996-97	10/NR	H	W	80	57
1997-98	21/NR	H	W	65	42
1999-2000		H	W	69	51
2000-01		H	W	87	77
2001-02		H	W	82	45
2004-05		H	W	73	55
2005-06		A	W	68	56
2006-07		H	W	74	50

THE CITADEL (60-22)

at Clemson (41-8)

at The Citadel (19-14)

at Neutral Site (0-0)

Year	Rank	Site	W/L	CU	Opp
1914-15		A	L	20	28
1920-21		A	L	26	28
1921-22		A	L	8	29
1921-22		H	W	20	19
1924-25		A	L	18	34
1924-25		H	L	21	25
1925-26		H	L	23	26
1925-26		H	L	23	26
1928-29		A	L	37	40
1928-29		H	W	^35	33
1929-30		H	W	^38	35
1931-32		H	W	19	12
1936-37		A	W	44	38
1937-38		A	L	26	28
1937-38		H	W	47	35
1938-39		A	L	38	42
1938-39		H	W	51	36
1939-40		A	W	38	27
1939-40		H	W	46	30
1940-41		A	W	62	48
1940-41		H	W	62	43
1941-42		A	W	39	38
1941-42		H	W	37	25
1942-43		A	L	35	49
1942-43		H	L	38	63
1944-45		A	W	52	43
1944-45		A	L	29	52
1944-45		H	L	^39	41
1944-45		H	W	43	38

1945-46	A	W	63	46	
1945-46	H	W	76	24	
1946-47	H	W	60	40	
1946-47	A	L	53	58	
1947-48	H	L	50	52	
1947-48	A	L	43	47	
1948-49	H	W	65	39	
1948-49	A	W	63	44	
1949-50	H	W	63	38	
1949-50	A	W	59	34	
1950-51	H	W	69	43	
1950-51	A	W	73	57	
1951-52	H	W	89	59	
1951-52	A	W	66	63	
1952-53	A	W	64	58	
1952-53	H	W	79	50	
1953-54	A	W	76	52	
1953-54	H	W	78	55	
1955-56	A	W	86	70	
1955-56	A	W	114	69	
1956-57	A	L	66	71	
1956-57	H	W	68	66	
1957-58	H	L	57	60	
1958-59	A	L	44	55	
1960-61	H	W	78	68	
1961-62	A	W	68	62	
1962-63	H	W	93	56	
1963-64	A	L	57	68	
1964-65	H	W	90	75	
1965-66	A	W	70	61	
1966-67	H	W	102	85	
1967-68	A	L	70	74	
1968-69	H	L	72	73	
1972-73	H	W	72	54	
1973-74	H	W	62	58	
1974-75	H	W	106	75	
1975-76	A	W	81	68	
1977-78	H	W	99	65	
1978-79	H	W	71	58	
1978-79	A	L	56	58	
1980-81	19/NR	H	W	82	58
1981-82		A	W	88	56
1982-83		H	W	63	56
1983-84		H	W	92	70
1988-89		H	W	96	82
1989-90		A	W	71	54
1990-91		H	W	91	77
1992-93		H	W	76	54
1993-94		H	W	76	64
1994-95		H	W	77	66
2000-01	H	W	84	76	
2004-05	H	W	76	52	
2010-11	H	W	69	54	
2011-12	A	W	73	50	
2012-13	H	W	92	51	

DUKE (31-108)

at Clemson (23-39)

at Duke (4-60)

at Neutral Site (4-9)

Year	Rank	Site	W/L	CU	Opp
1925-26		A	L	12	46
1930-31		N	L	27	31
1933-34		A	L	23	36
1936-37		H	L	25	33
1937-38		N	L	30	40
1938-39		A	L	33	39
1938-39		H	W	38	36
1939-40		A	L	49	54
1939-40		H	L	^37	39
1940-41		A	L	42	45
1945-46		H	L	29	42
1945-46		A	L	33	61
1947-48		A	L	47	80
1947-48		H	W	63	57
1954-55		A	L	54	115
1954-55		H	L	66	75
1955-56		A	L	63	97
1955-56	NR/6	H	L	80	109
1956-57		H	L	78	84
1956-57	NR/15	A	L	70	80
1957-58		A	L	66	79
1957-58	NR/13	N	L	57	73
1958-59		H	W	56	55
1958-59		A	L	41	45
1959-60		A	L	59	68
1959-60		H	L	41	50
1960-61	NR/8	H	L	58	75
1960-61	NR/5	A	L	59	79
1961-62	NR/6	A	L	66	89
1961-62	NR/10	H	L	96	104
1961-62	NR/8	N	W	77	72
1962-63	NR/2	H	L	67	92
1962-63	NR/6	A	L	67	78
1963-64	NR/3	A	L	52	75

1963-64	NR/9	H	L	75	81
1964-65	NR/6	H	L	79	80
1964-65	NR/10	A	L	81	106
1965-66		A	L	66	83
1965-66	NR/1	H	L	85	87
1966-67		A	L	61	85
1966-67	NR/14	H	W	73	68
1967-68		A	L	79	101
1967-68	NR/8	H	L	70	82
1967-68	NR/6	N	L	40	43
1968-69		A	L	70	96
1968-69		H	L	76	85
1969-70		H	L	88	92
1969-70		A	L	75	91
1970-71		H	L	56	82
1970-71		A	L	60	70
1971-72		A	L	69	71
1971-72		H	W	59	40
1972-73		A	L	73	75
1972-73		H	W	75	50
1973-74		A	L	50	63
1973-74		H	W	74	68
1974-75		A	L	72	75
1974-75	18/NR	H	W	100	66
1974-75	14/NR	N	W	78	76
1975-76		H	W	^102	96
1975-76		A	W	90	89
1976-77	17/NR	A	W	^80	73
1976-77	18/NR	H	W	67	63
1976-77	18/NR	N	W	82	74
1977-78		H	L	85	107
1977-78	NR/13	A	L	62	78
1977-78	NR/15	N	L	72	83
1978-79	NR/7	A	L	54	73
1978-79	NR/6	H	W	70	49
1979-80	18/1	H	W	^87	82
1979-80	12/17	A	L	^82	87
1980-81	19/NR	A	L	57	75
1980-81		H	W	^54	52
1981-82		H	L	44	50
1981-82		A	L	^^72	73
1982-83		A	L	96	99
1982-83		H	W	93	86
1983-84		H	L	65	67
1983-84	NR/15	A	W	77	76
1984-85	NR/5	H	L	83	100
1984-85	NR/6	A	L	73	90
1985-86	NR/5	A	L	78	89
1985-86	NR/1	H	L	69	77
1986-87	10/12	H	L	^103	105
1986-87	13/17	A	L	59	65
1987-88	NR/5	A	L	63	101
1988-89	NR/9	H	W	79	77
1988-89	NR/8	A	L	62	92
1988-89	NR/9	H	W	79	74
1989-90	NR/5	A	L	80	94
1989-90	20/5	H	W	97	93
1990-91	NR/7	H	L	70	99
1990-91	NR/8	A	L	62	79
1991-92	NR/1	A	L	73	112
1991-92	NR/1	H	L	97	98
1992-93	NR/1	A	L	67	110
1992-93	NR/3	H	L	84	93
1993-94	NR/3	H	L	65	71
1993-94	NR/1	A	L	74	78
1993-94	NR/5	N	L	64	77
1994-95	NR/9	A	W	75	70
1994-95		H	W	51	44
1995-96	22/19	H	W	51	48
1995-96	24/NR	A	L	53	83
1996-97	5/10	H	W	^86	82
1996-97	8/6	A	L	77	84
1997-98	24/2	A	L	80	81
1997-98	NR/2	H	L	66	70
1997-98	NR/1	N	L	64	66

2018-19 SERIES SCORES

Year	Rank	Site	W/L	CU	Opp	NEBRASKA (1-0)						1982-83						
1912-13		A	W	26	22								NR/5	N	L	79	105	
1912-13		H	L	11	29								1983-84	NR/1	A	L	75	97
1919-20		A	L	17	32								1983-84	NR/1	H	L	71	82
1919-20		H	W	41	17								1983-84	NR/1	N	L	66	78
1920-21		A	L	22	28								1984-85	NR/11	H	W	52	50
1922-23		H	L	17	26								1984-85	NR/13	A	L	50	84
1922-23		A	L	22	35								1985-86	NR/1	A	L	67	85
1923-24		H	L	13	48								1985-86	NR/1	H	L	64	79
1923-24		A	L	22	39								1986-87	14/1	H	L	99	108
1924-25		A	W	20	18								1986-87	10/3	A	L	80	96
1924-25		H	W	32	30								1987-88	NR/8	H	L	64	88
1927-28		A	L	24	42								1987-88	NR/9	A	L	52	88
1928-29		A	L	23	29								1988-89	NR/8	H	W	85	82
1928-29		A	W	30	26								1988-89	NR/5	A	L	86	100
1929-30		A	W	25	24								1989-90		A	L	60	83
1929-30		H	W	40	26								1989-90	23/NR	H	W	69	61
1932-33		H	L	28	29								1990-91	NR/9	H	L	77	90
1933-37		A	L	25	31								1990-91	NR/6	A	L	57	73
1934-35		H	W	43	29								1990-91	NR/7	N	L	59	67
1935-36		A	W	35	32								1991-92	NR/8	A	L	69	103
1935-36		H	W	39	31								1991-92	NR/4	H	L	72	80
1936-37		A	L	13	51								1992-93	NR/5	H	L	72	82
1937-38		A	L	33	53								1992-93	NR/3	A	L	67	80
1940-41		A	L	51	63								1993-94	NR/1	A	L	62	106
1940-41		H	W	52	49								1993-94	NR/2	H	W	77	69
1942-43		A	L	32	43								1994-95	18/2	H	L	66	83
1943-44		H	L	34	50								1994-95	NR/2	A	L	39	66
1943-44		A	L	24	58								1994-95	NR/3	N	L	62	78
1945-46		A	L	38	52								1995-96	16/10	A	L	53	86
1945-46		H	L	46	61								1995-96	NR/17	H	L	48	53
1964-65		A	L	78	93								1995-96	NR/20	N	W	75	73
1965-66		A	L	72	87								1996-97	2/19	A	L	48	61
1965-66		H	W	106	90								1996-97	12/8	H	L	69	76
1966-67		A	W	76	55								1997-98	21/1	H	L	70	73
1966-67		H	L	77	88								1997-98	NR/2	A	L	79	88
1967-68		A	L	64	99								1998-99	14/9	A	L	53	69
1967-68		H	L	51	80								1998-99	NR/9	H	W	78	63
1968-69		H	W	76	72								1999-00	NR/14	A	L	45	65
1968-69		A	L	66	72								1999-00		H	L	60	73
1969-70		A	L	84	96								2000-01	NR/6	A	L	65	92
1969-70		H	W	88	78								2000-01	NR/1	H	W	75	65
1970-71		A	L	55	72								2000-01	NR/6	N	L	81	99
1970-71		H	L	64	74								2001-02		H	L	69	87
1971-72		A	W	66	57								2001-02		A	L	78	96
1971-72		H	W	83	70								2002-03		A	L	66	68
1972-73		H	W	86	77								2002-03		H	W	80	77
1972-73		A	W	74	57								2003-04	NR/12	H	W	81	72
1973-74		H	W	63	61								2003-04	NR/14	A	L	53	69
1973-74		A	W	71	58								2004-05	NR/6	H	L	58	77
1974-75	16/NR	A	W	85	69								2004-05	NR/4	A	L	56	88
1976-77	16/NR	H	W	98	69								2004-05	NR/2	N	L	81	88
1979-80		A	W	56	48								2005-06		A	L	61	76
1979-80	16/NR	H	W	76	52								2006-07	16/4	H	L	77	55
1980-81	20/NR	A	W	65	54								2007-08	19/1	H	L	^88	90
1980-81	19/NR	H	W	72	48								2007-08	NR/3	A	L	^93	103
1981-82		A	W	62	57								2007-08	NR/1	N	L	81	86
1981-82		H	W	55	49								2008-09	9/5	A	L	70	94
1982-83		A	L	66	71								2009-10	19/12	H	W	83	64
1982-83		H	W	58	56								2010-11		A	L	65	75
1983-84		H	W	79	69								2010-11	NR/20	H	L	62	64
1983-84		A	L	52	59								2010-11	NR/6	N	L	^87	92
1984-85	NR/8	A	W	90	81								2011-12	NR/7	A	L	52	74
1984-85	NR/16	H	L	59	64								2012-13		H	L	59	68
1985-86	NR/5	H	L	71	83								2013-14		A	L	61	80
1985-86	NR/4	A	L	63	74								2014-15	NR/19	H	L	50	74
1985-86	NR/6	N	L	61	79								2015-16	NR/7	A	L	69	80
1986-87	10/NR	A	W	67	66								2016-17	NR/14	H	L	^86	89
1986-87	13/NR	H	W	88	77								2017-18	20/15	A	L	79	87
1987-88		A	L	76	85								2017-18	20/19	H	W	82	78
1987-88	NR/13	H	W	^97	94								NORTH CAROLINA CENTRAL (1-0)					
1988-89	NR/22	A	L	74	75								at Clemson (1-0)					
1988-89	NR/25	H	W	^81	79								at North Carolina Central (0-0)					
1989-90	NR/13	H	W	91	90								at Neutral Site (0-0)					
1989-90	20/11	A	L	69	85								Year	Rank	Site	W/L	CU	Opp
1990-91	NR/25	A	L	68	89								2015-16		H	W	74	40
1990-91	NR/24	H	W	69	62								NC STATE (53-102)					
1991-92	NR/24	H	W	^95	78								at Clemson (33-33)					
1991-92		A	L	82	101								at NC State (14-49)					
1992-93	NR/22	A	W	83	80								at Neutral Site (6-20)					
1992-93		H	L	59	66								Year	Rank	Site	W/L	CU	Opp
1992-93		N	L	61	69								1923-24		H	L	15	22
1993-94		H	W	88	69								1925-26		A	L	23	41
1993-94		A	L	79	90								1925-26		A	L	16	32
1994-95	NR/21	A	L	50	80								1928-29		N	L	28	31
1994-95		H	W	65	63								1933-34		A	L	27	36
1995-96	24/25	H	W	73	70								1934-35		H	W	44	21
1995-96	NR/18	A	L	74	87								1935-36		A	L	33	47
1996-97	7/NR	H	W	70	57								1935-36		H	L	21	27
1996																		

2018-19 SERIES SCORES

1937-38		H	L	^31	33	1991-92		H	L	75	78	1920-21		A	W	24	10	1968-69		A	L	62	77
1937-38		A	L	35	55	1991-92		A	L	61	63	1922-23		H	W	27	19	1968-69		H	L	79	106
1938-39		A	L	37	54	1992-93		A	L	70	72	1923-24		H	L	16	30	1969-70	NR/3	H	L	76	97
1939-40		H	W	66	31	1992-93		H	W	92	82	1924-25		A	L	18	35	1969-70	NR/2	A	L	52	99
1939-40		A	W	48	38	1993-94		H	W	95	73	1925-26		A	W	38	35	1969-70	NR/3	N	L	33	34
1940-41		H	W	48	39	1993-94		A	W	82	63	1925-26		H	L	20	36	1970-71	NR/2	A	L	53	81
1940-41		A	L	43	44	1993-94		N	W	76	63	1926-27		A	L	26	33	1970-71	NR/7	H	L	44	47
1941-42		A	L	36	52	1994-95		A	W	60	55	1926-27		A	L	11	37	1971-72	NR/8	H	L	58	62
1942-43		H	L	40	48	1994-95		H	W	62	45	1926-27		H	L	23	48	1971-72	NR/8	A	L	64	77
1942-43		A	L	34	69	1995-96	18/NR	H	L	61	64	1927-28		H	W	38	33	1977-78		A	L	66	72
1945-46		H	L	43	48	1995-96		A	W	80	76	1927-28		A	W	^^48	46	1977-78		H	W	79	58
1945-46		A	L	^46	51	1996-97	3/NR	H	W	51	42	1928-29		A	L	^24	27	1978-79		A	W	70	65
1946-47		H	L	54	86	1996-97	7/NR	A	L	54	58	1928-29		A	W	17	12	1978-79		H	W	74	64
1946-47		A	L	21	69	1997-98		H	L	^80	82	1929-30		H	W	47	24	1979-80		H	W	93	73
1953-54		A	L	59	113	1997-98		A	W	77	72	1931-32		A	W	^24	22	1979-80	16/NR	A	W	61	60
1954-55	NR/4	H	L	72	112	1998-99	21/NR	H	W	80	72	1931-32		A	L	23	31	1980-81		A	W	82	69
1954-55	NR/6	A	L	85	119	1998-99		A	L	71	84	1931-32		H	W	31	22	1980-81		H	W	115	91
1954-55	NR/5	A	L	76	101	1999-00	NR/21	H	W	59	42	1931-32		H	L	22	24	1981-82		H	W	67	65
1955-56	NR/2	H	L	83	100	1999-00		A	W	66	63	1932-33		A	L	26	47	1981-82		A	L	86	94
1955-56	NR/4	A	L	88	105	2000-01		H	W	72	69	1932-33		H	L	20	28	1982-83		A	L	77	94
1955-56	NR/5	A	L	84	88	2000-01		A	L	51	85	1933-34		H	L	15	41	1982-83		H	W	86	81
1956-57	NR/8	H	W	^96	94	2001-02		H	L	79	80	1933-34		A	L	17	42	1983-84		H	W	72	71
1956-57		A	L	71	75	2001-02	NR/24	A	L	54	83	1933-34		A	L	18	41	1983-84		A	W	61	59
1957-58	NR/12	H	W	63	59	2002-03		A	L	56	78	1934-35		A	L	30	38	1984-85		A	L	66	71
1957-58	NR/10	A	L	54	56	2002-03		H	L	60	63	1934-35		H	W	22	16	1984-85		H	W	98	81
1958-59	NR/5	H	L	54	56	2003-04		A	L	69	86	1935-36		H	W	31	30	1985-86		H	W	^73	66
1958-59	NR/6	N	L	54	69	2003-04	NR/13	H	W	60	55	1935-36		A	W	43	30	1985-86		A	L	64	65
1959-60		A	L	69	90	2004-05		H	L	70	80	1936-37		A	L	^30	32	1986-87	12/NR	A	W	71	65
1959-60		N	W	65	62	2005-06	NR/14	H	L	^85	94	1936-37		H	W	31	29	1986-87		H	W	74	52
1960-61		H	L	67	70	2006-07	14/NR	A	W	87	76	1937-38		A	W	54	38	1987-88		H	W	69	65
1960-61		N	L	52	63	2007-08	25/NR	H	W	70	54	1937-38		H	W	58	39	1987-88		A	L	63	75
1961-62		A	L	64	80	2007-08		A	W	71	64	1938-39		A	W	38	16	1988-89		A	L	70	90
1961-62		N	L	71	73	2008-09	11/NR	H	W	63	51	1938-39		H	W	43	16	1988-89		H	W	78	65
1961-62		N	W	67	46	2009-10	19/NR	A	W	73	70	1939-40		A	W	37	32	1989-90	17/NR	H	W	83	65
1962-63		H	L	55	56	2009-10		N	L	57	59	1939-40		H	W	56	25	1989-90		A	L	53	54
1962-63		N	L	50	66	2010-11		H	W	60	50	1940-41		A	L	31	50	1990-91		A	L	53	58
1962-63		N	L	78	79	2010-11		A	L	61	69	1940-41		H	L	39	40	1991-92		H	W	55	52
1963-64		A	W	66	52	2011-12		H	W	^72	69	1941-42		A	L	35	62	1992-93		A	W	^89	84
1963-64		N	L	^43	45	2012-13	NR/14	A	L	62	66	1941-42		H	L	24	38	1993-94		H	L	88	91
1964-65	NR/18	H	L	74	78	2012-13		H	L	57	58	1942-43		A	L	30	48	1994-95		A	W	83	59
1964-65	NR/18	N	L	61	62	2013-14		H	W	73	56	1942-43		H	L	40	42	1995-96		H	W	72	58
1965-66		A	L	58	76	2014-15		A	W	68	57	1943-44		H	L	37	66	1996-97	8/NR	A	W	58	39
1965-66		N	W	^76	74	2014-15		H	L	61	66	1943-44		A	L	31	57	1997-98	25/6	H	W	62	57
1966-67		H	W	80	60	2015-16		A	L	74	77	1944-45		H	L	34	58	1998-99		A	W	70	66
1966-67		N	W	62	50	2016-17		H	W	78	74	1944-45		A	L	38	76	1999-00		H	W	61	58
1967-68		A	L	66	78	2016-17		N	W	75	61	1944-45		N	L	24	55	2000-01		A	L	64	76
1967-68		N	L	67	69	2017-18		H	W	78	62	1945-46		H	W	47	42	2001-02		H	L	59	81
1968-69		H	W	78	77	2017-18	19/NR	A	L	77	78	1945-46		A	L	41	51	2002-03		A	L	59	76
1968-69		N	L	74	84							1946-47		A	L	39	73	2003-04		H	L	61	76
1969-70		A	L	87	119							1946-47		H	L	55	73	2004-05		A	W	^63	62
1969-70	NR/5	N	L	84	102							1947-48		H	L	54	73	2005-06		H	W	82	63
1970-71		H	W	59	50							1947-48		A	L	57	59	2006-07		A	W	74	53
1970-71		N	L	^57	64							1948-49		H	L	48	51	2007-08	18/NR	H	W	85	74
1971-72		A	L	46	58							1948-49		A	L	49	82	2008-09	16/NR	A	W	98	87
1971-72		N	L	59	74							1949-50		H	L	56	66	2009-10	18/NR	H	W	72	61
1972-73	NR/2	H	L	76	86							1949-50		A	L	40	43	2010-11		A	L	60	64
1972-73	NR/2	N	L	61	68							1950-51		H	L	61	76	2011-12		H	L	55	58
1973-74	NR/4	A	L	68	96							1950-51		A	W	78	72	2012-13		A	W	64	55
1973-74	NR/1	H	L	75	80							1951-52		A	L	65	71	2013-14		H	W	71	57
1974-75	15/6	A	L	89	92							1951-52		H	W	78	64	2014-15		A	L	45	68
1974-75	16/4	H	W	92	70							1952-53		A	W	74	63	2015-16	NR/25	H	L	59	65
1975-76	NR/10	A	L	89	92							1952-53		H	L	67	71	2016-17	NR/20	A	W	62	60
1975-76	NR/12	H	W	103	90							1953-54		A	L	57	65	2017-18		H	W	64	48
1976-77	16/NR	H	W	60	59							1953-54		H	L	61	64						
1976-77	18/NR	A	W	68	66							1954-55		H	L	87	90						
1977-78		A	L	69	73							1954-55		A	L	68	85						
1977-78		H	L	65	72							1955-56		N	W	94	87						
1978-79	NR/20	H	W	85	72							1955-56		A	L	79	94						
1978-79		A	L	58	83							1955-56		H	L	83	89						
1979-80	16/NR	A	L	67	80							1956-57		H	W	79	71						
1979-80	10/20	H	W	78	70							1956-57		N	L	85	113						
1980-81		H	W	76	68							1957-58		N	W	85	65						
1980-81		A	W	82	76							1957-58		A	L	67	74						
1981-82		A	L	59	75							1957-58		H	L	60	61						
1981-82		H	W	65	54							1958-59		N	W	55	49						
1982-83		H	L	70	76																		

2018-19 SERIES SCORES

1960-61		A	W	85	63
1961-62		H	W	^70	68
1961-62		A	W	72	71
1962-63		H	W	86	64
1962-63		A	W	52	50
1963-64		A	W	53	52
1963-64		H	W	90	73
1964-65		H	W	99	72
1964-65		A	L	67	69
1965-66		H	W	70	69
1965-66		A	L	61	63
1966-67		A	W	^102	88
1966-67		H	L	71	73
1967-68		H	L	92	95
1967-68		A	L	73	81
1968-69		A	L	75	82
1968-69		H	W	92	90
1969-70		H	W	104	87
1969-70		A	L	79	94
1970-71		A	L	56	66
1970-71	NR/15	H	W	45	44
1971-72	NR/8	H	L	58	62
1971-72	NR/6	A	L	60	62
1972-73		H	W	64	63
1972-73		A	W	^56	54
1973-74		H	W	61	51
1973-74		A	L	68	81
1973-74		N	L	63	68
1974-75		H	W	86	68
1974-75		A	W	74	64
1975-76		H	L	62	69
1975-76		A	L	77	90
1976-77		A	W	63	54
1976-77	18/NR	H	L	65	71
1976-77	18/NR	N	L	60	72
1977-78	NR/13	H	W	^79	70
1977-78	NR/17	A	W	63	55
1978-79		A	L	54	61
1978-79		H	L	68	72
1979-80	17/12	H	W	88	68
1979-80	10/NR	A	L	87	89
1979-80	17/NR	N	W	57	49
1980-81	19/2	H	L	59	74
1980-81	NR/1	A	L	58	73
1981-82	NR/3	A	L	68	89
1981-82	NR/1	H	L	54	56
1981-82	NR/3	N	L	54	56
1982-83	NR/7	A	L	87	105
1982-83	NR/3	H	L	^83	85
1983-84		A	W	70	62
1983-84		H	L	73	74
1983-84		A	L	70	77
1984-85		H	W	82	62
1984-85		A	L	66	69
1985-86		H	L	81	83
1985-86		A	L	69	82
1986-87	14/NR	H	W	89	83
1986-87	12/NR	A	W	^94	90
1987-88		A	L	75	77
1987-88		H	W	65	62
1988-89		H	W	88	70
1988-89		A	L	93	85
1988-89		N	L	73	90
1989-90		A	W	76	70
1989-90		H	W	74	63
1989-90	17/NR	N	L	66	69
1990-91	NR/13	H	L	78	82
1990-91		A	L	47	57
1991-92		H	W	51	48
1991-92		A	L	49	69
1992-93	NR/14	A	L	82	100
1992-93	NR/24	H	L	78	83
1993-94		H	L	57	64
1993-94		A	L	44	52
1994-95	18/NR	A	L	37	61
1994-95	NR/17	H	L	44	62
1995-96	16/NR	H	W	89	79
1995-96		A	L	51	62
1996-97	12/25	A	W	62	52
1996-97	7/NR	H	W	71	65
1997-98	25/NR	H	W	69	52
1997-98		A	L	^74	78
1998-99	25/NR	A	L	58	65
1998-99		H	W	88	65
1999-00		H	L	91	98
1999-00		A	L	62	76
2000-01	NR/13	H	L	76	104
2000-01	NR/7	A	L	65	84
2001-02	NR/7	H	W	68	52
2001-02	NR/10	A	L	71	85
2002-03		H	W	78	77
2002-03		A	W	73	64
2003-04		A	L	50	61
2003-04		H	L	55	58
2003-04		N	L	^79	83
2004-05		A	L	79	81

2005-06		A	L	58	64
2005-06		H	W	90	64
2006-07	17/NR	H	L	63	64
2007-08		A	W	82	51
2008-09	11/NR	A	L	^81	85
2008-09	18/NR	H	W	75	57
2009-10		H	W	72	49
2010-11		A	L	47	49
2011-12	NR/16	A	L	61	65
2011-12	NR/22	H	W	60	48
2012-13		H	W	59	44
2012-13		A	L	41	78
2013-14	NR/16	H	L	58	63
2014-15	NR/2	A	L	42	65
2015-16	NR/13	A	L	62	69
2015-16	NR/4	H	L	57	64
2016-17	NR/18	H	L	73	77
2017-18	18/2	A	L	36	61
2017-18	19/1	N	L	58	64

VIRGINIA TECH (15-19)

at Clemson (9-6)

at Virginia Tech (6-12)

at Neutral Site (0-1)

Year	Rank	Site	W/L	CU	Opp
1924-25		H	L	13	27
1935-36		A	W	46	32
1965-66		A	L	62	72
1965-66		H	L	87	90
1966-67		A	W	70	68
1967-68		H	L	78	101
1968-69		A	L	75	86
1969-70		H	W	87	79
1970-71		A	L	66	76
1970-71		H	W	56	53
1971-72		H	W	85	73
1971-72		A	L	44	48
1994-95		A	L	54	62
2004-05		A	L	57	59
2004-05		H	W	66	64
2005-06		H	L	^74	75
2005-06		A	W	86	81
2006-07	NR/21	A	W	75	74
2007-08		H	W	70	69
2008-09	11/NR	A	W	86	82
2008-09	12/NR	H	L	77	80
2009-10		A	L	59	70
2010-11		H	W	69	60
2011-12		A	L	65	67
2011-12		H	W	58	56
2011-12		N	L	63	68
2012-13		H	W	77	70
2012-13		A	L	61	69
2013-14		A	W	56	49
2014-15		H	W	75	54
2015-16		A	L	57	60
2016-17		H	L	81	82
2016-17		A	L	70	71
2017-18	15/NR	A	L	58	65


WAKE FOREST (62-99)

at Clemson (41-36)

at Wake Forest (16-53)

at Neutral Site (5-10)

Year	Rank	Site	W/L	CU	Opp
1925-26		A	L	34	40
1936-37		H	L	36	53
1936-37		H	L	27	29
1937-38		A	W	42	33
1937-38		H	W	46	40
1938-39		H	L	38	39
1938-39		A	L	38	44
1938-39		N	W	30	28
1939-40		H	W	30	28
1939-40		A	L	39	53
1940-41		A	L	35	42
1940-41		H	W	54	53
1941-42		A	L	40	58
1941-42		H	L	37	52
1942-43		H	L	56	71
1946-47		H	L	43	58
1946-47		A	L	51	67
1947-48		A	L	48	68
1947-48		H	L	59	66
1948-49		A	L	50	58
1948-49		H	W	59	57
1949-50		H	L	58	66
1949-50		A	L	52	65
1950-51		A	L	^72	73
1950-51		H	W	57	47
1951-52		A	W	68	63
1951-52		H	W	^85	84
1952-53		H	L	66	93
1952-53		A	L	56	87
1953-54		H	L	69	101
1953-54		A	L	57	98




CLEMSON IS 4-3 ALL-TIME AGAINST SYRACUSE, INCLUDING A 74-70 THRILLER IN THE 2007 NIT.

1954-55	A	L	65	120	1974-75	H	W	80	77		
1954-55	H	L	79	100	1974-75	18/NR	A	W	71	54	
1955-56	N	L	79	98	1975-76	NR/5	A	W	86	81	
1955-56	H	L	103	104	1975-76		H	L	77	84	
1955-56	A	L	87	108	1975-76		N	W	76	63	
1956-57	NR/13	A	L	70	81	1976-77	17/7	H	L	82	84
1956-57	NR/10	H	L	72	93	1976-77	15/4	A	W	70	66
1957-58		A	W	81	72	1977-78		N	L	^90	91
1957-58		H	W	86	76	1977-78	NR/14	H	W	91	81
1958-59		A	L	47	57	1978-79		H	W	^71	66
1958-59		H	W	58	51	1978-79		N	W	85	74
1959-60	NR/12	A	L	62	77	1979-80	18/NR	A	L	83	86
1959-60		H	L	64	83	1979-80	16/NR	H	W	86	69
1959-60	NR/18	N	L	59	74	1980-81	20/6	A	L	71	73
1960-61		A	L	59	81	1980-81	NR/11	H	W	81	71
1960-61		H	L	65	86	1980-81	NR/11	N	L	71	80
1961-62		A	L	54	81	1981-82		H	L	54	68
1961-62		H	L	82	83	1981-82	NR/16	A	L	76	94
1961-62	NR/16	N	L	66	77	1982-83		A	L	76	89
1962-63		A	L	62	80	1982-83		H	L	82	86
1962-63		H	W	71	70	1983-84	NR/15	H	L	^72	76
1963-64		A	W	87	61	1983-84	NR/13	A	L	57	68
1963-64		H	L	73	75	1984-85		A	L	61	83
1963-64		N	L	64	86	1984-85		H	W	80	65
1964-65		A	L	75	82	1985-86		H	W	91	64
1964-65		H	W	84	65	1985-86		A	W	46	43
1965-66		A	W	72	71	1986-87	20/NR	A	W	^91	88
1965-66		H	W	104	89	1986-87	10/NR	H	W	87	71
1966-67		A	L	80	90	1986-87	13/NR	N	L	62	69
1966-67		H	W	70	68	1987-88		H	W	75	62
1966-67		N	L	^61	63	1987-88		A	L	73	79
1967-68		H	W	70	67	1988-89		A	W	75	71
1967-68		A	W	78	66	1988-89		H	W	94	83
1968-69		A	L	84	100	1989-90		H	W	76	57
1968-69		H	L	^104	112	1989-90		A	W	89	75
1969-70		A	L	71	97	1989-90	17/NR	N	W	79	70
1969-70		H	W	105	95	1990-91		H	L	^88	93
1970-71		A	L	57	74	1990-91		A	L	55	81
1970-71		H	L	54	64	1991-92	NR/20	H	L	58	73
1971-72		A	L	51	59	1991-92		A	L	48	60
1971-72		H	L	63	70	1992-93		A	L	56	74
1972-73		H	W	86	61	1992-93		H	W	76	74
1972-73		A	L	55	58	1993-94		H	W	75	68
1973-74		A	L	65	74	1993-94		A	L	69	80
1973-74		H	W	74	73	1994-95	NR/16	A	L	60	69

2018-19 SERIES SCORES

1994-95	NR/12	H	L	52	64
1995-96	19/6	H	W	55	41
1995-96	NR/10	A	L	48	68
1995-96	NR/12	N	L	60	68
1996-97	2/4	H	L	62	65
1996-97	7/2	A	L	49	55
1997-98	24/NR	A	L	66	70
1997-98		H	W	71	46
1997-98		N	W	75	56
1998-99	21/NR	H	L	61	64
1998-99		A	L	69	79
1999-00		H	L	53	67
1999-00		A	L	63	79
2000-01	NR/10	A	L	63	71
2000-01	NR/24	H	L	60	92
2001-02	NR/19	A	L	55	96
2001-02		H	W	^118	115
2002-03	NR/17	H	L	60	81
2002-03	NR/12	A	L	68	80
2003-04	NR/5	A	L	63	78
2003-04	NR/20	H	L	67	82
2004-05	NR/3	H	L	68	103
2005-06		H	W	^74	73
2005-06		A	L	^68	74
2006-07		A	L	65	67
2007-08	25/NR	H	W	^80	75
2008-09	9/2	H	L	68	78
2008-09	18/10	A	L	88	96
2009-10		A	L	65	70
2010-11		H	W	63	49
2011-12		H	W	71	60
2011-12		A	W	78	58
2012-13		H	W	60	44
2013-14		H	W	61	53
2013-14		A	L	57	62
2014-15		H	W	59	57
2015-16		A	W	76	62
2016-17		A	W	73	68
2016-17		H	W	95	83
2017-18	20/NR	A	W	75	67

Note: Rank signifies Clemson/opponent poll position heading into the game; ^ - Denotes one overtime period.



BUTCH ZATEZALO'S 46 POINTS AGAINST WAKE FOREST IN 1969 TIED FOR THE THIRD-BEST SCORING EFFORT IN A GAME BY A CLEMSON PLAYER.

THE TIGERS WON FOUR STRAIGHT AT HOME OVER VIRGINIA TECH, STARTING IN 2011.



LAST TIME IT HAPPENED

BY A TEAM

THREE 20-POINT SCORERS, SAME GAME

By Clemson - Vernon Hamilton (24), Akin Akingbala (22) and Shawan Robinson (22) vs. Georgia Tech at Littlejohn Coliseum on March 4, 2006 (Clemson 95, Georgia Tech 82).

By Opponent - Jayson Tatum (20), Luke Kennard (20) and Frank Jackson (20) for Duke at Barclays Center on March 8, 2017 (Duke 79, Clemson 72).

SIX DOUBLE-FIGURE SCORERS, SAME GAME

By Clemson - Tanner Smith (17), Demontez Stitt (16), Andre Young (13), Trevor Booker (12), David Potter (11) and Bryan Narcisse (10) vs. Long Beach State in the 76 Classic in Anaheim, Calif., on Nov. 27, 2009 (Clemson 87, Long Beach State 79).

By Opponent - Dahntay Jones (10), Mike Dunleavy (15), Carlos Boozer (23), Chris Duhon (13), Jason Williams (19) and Daniel Ewing (14) for Duke on Dec. 2, 2001 (Duke 96, Clemson 80).

SEVEN DOUBLE-FIGURE SCORERS, SAME GAME

By Clemson - Devin Gray (17), Steve Harris (15), Corey Wallace (15), David Young (15), Sharone Wright (14), Andre Bovain (12) and Chris Whitney (11) vs. Morehead State at Littlejohn Coliseum on Nov. 30, 1991 (Clemson 114, Morehead State 69).

By Opponent - Cornel Parker (20), Junior Burroughs (15), Ted Jeffries (14), Corey Alexander (13), Jason Williford (12), Doug Smith (11) and Yuri Barnes (11) of Virginia at Charlottesville on Jan. 13, 1993 (Virginia 100, Clemson 82).

SCORED 100 POINTS

By Clemson - Scored 103 points vs. Western Carolina on Dec. 23, 2006 to improve Clemson's record to 12-0. The Tigers hit a Littlejohn Coliseum record 15 three-point baskets (Clemson 103, Western Carolina 60).

By Opponent - 109 by Florida State on Feb. 5, 2017 (Florida State 109, Clemson 61).

SCORED 100 POINTS AWAY FROM HOME

By Clemson - Scored 101 points vs. Puerto Rico-Mayaguez in a first round game of the 2005 San Juan Shootout. The Tigers hit a school-record 16 three-pointers in the victory (Clemson 101, PR-Mayaguez 60).

By Opponent - 115 by Wake Forest at Clemson on Feb. 13, 2002 (Clemson 118, Wake Forest 115 2OT).

SCORED 100 POINTS, YET LOST GAME

By Clemson - Scored 108 points in 111-108 loss to Georgia Tech at Clemson on Jan. 24, 2001.

By Opponent - Wake Forest scored 115 in a 118-115 Clemson win at Clemson on Feb. 13, 2002 (2OT).

SCORED 110 POINTS

By Clemson - Scored 118 vs. Wake Forest at Littlejohn Coliseum on Feb. 13, 2002 (2OT).

By Opponent - 115 by Wake Forest at Clemson on Feb. 13, 2002 (Clemson 118, Wake Forest 115 2OT).

SCORED 120 POINTS

By Clemson - Scored 120 vs. Charleston Southern at North Charleston Coliseum on Dec. 1, 1993 (Clemson 120, Charleston Southern 103).

By Opponent - Scored 122 by Florida State at Tallahassee, Fla., on Jan. 22, 1970 (Florida State 122, Clemson 80).

50-POINT VICTORY

By Clemson - +53 in a 93-40 win over Wofford at Littlejohn Coliseum on Nov. 19, 2008.

By Opponent - +55 by Wake Forest in a 120-65 contest in Winston-Salem, N.C., on Feb. 10, 1955.

MADE 50 FIELD GOALS

By Clemson - 50 (79 attempts) vs. Bowling Green at Littlejohn Coliseum on Nov. 27, 1981 (Clemson 109, Bowling Green 91).

By Opponent - 50 (105 attempts) by Florida State at Tallahassee, Fla., on Jan. 22, 1970 (Florida State 122, Clemson 80).

SHOT 65 PERCENT FROM THE FIELD

By Clemson - Clemson made 69.2 percent of its field goal attempts (27-39) against Georgia Tech on Jan. 12, 2011 at Littlejohn Coliseum (Clemson 87, Georgia Tech 62).

By Opponent - 66.1 percent (41-62) by Florida State on Feb. 5, 2017 at the Tucker Center in Tallahassee, Fla. (Florida State 109, Clemson 61).

SHOT 90 PERCENT FROM THE FOUL LINE

(Min. 15 Attempts)

By Clemson - 90.9 percent (20-22) against Boston College at Barclays Center in Brooklyn, N.Y. on March 8, 2018 (Clemson 90, Boston College 82)

By Opponent - 94.1 percent (14-17) by Virginia Tech at Littlejohn Coliseum in Clemson, S.C. on Jan. 22, 2017 (Virginia Tech 82, Clemson 81).

A +30 REBOUND MARGIN

By Clemson - +30 (52-22) vs. Wagner at Littlejohn Coliseum on Dec. 10, 1988 (Clemson, 79, Wagner 36).

By Opponent - +34 (74-40) by Florida State in Tallahassee, Fla., on Jan. 22, 1970 (Florida State 122, Clemson 80).

A TEAM HANDED OUT 30 ASSISTS

By Clemson - 30 vs. Coppin State at Littlejohn Coliseum on Nov. 21, 2005 (Clemson 102, Coppin State 71).

By Opponent - 35 by Georgia Tech at Alexander Memorial Coliseum on Feb. 1, 1968 (Georgia Tech 99, Clemson 64).

TEAM ATTEMPTED 50 FREE THROWS

By Clemson - 52 (made 32) vs. Georgia State at Littlejohn

Coliseum on Jan. 15, 1990 (Clemson 117, Georgia State 59).

By Opponent - 59 (made 41) by North Carolina vs. Clemson in Chapel Hill, N.C., on Jan. 28, 1998. FT attempt total was a record including two ACC teams. Clemson ended the game with four players on the court (North Carolina 88, Clemson 79).

TEAM MADE 35 FREE THROWS

By Clemson - 38 (attempted 45) vs. Mercer at Littlejohn Coliseum on Dec. 30, 1993 (Clemson 87, Mercer 69).

By Opponent - 38 (attempted 46) by Virginia Tech in Blacksburg, Va. on Feb. 6, 2010 (Virginia Tech 70, Clemson 59).

BY INDIVIDUAL PLAYERS

SCORED 30 POINTS

By Clemson - 31 by Gabe DeVoe against Kansas (10-17 field goals, 6-9 3pt FGs, 8-9 free throws) at CenturyLink Center in Omaha, Neb., on March 23, 2018 (Kansas 80, Clemson 76)

By Opponents - 32 by Cameron Johnson of North Carolina on 10-18 field goals, 6-10 3pt FGs, and 6-6 free throws on Jan. 30, 2018 at Littlejohn Coliseum in Clemson, S.C. (Clemson 82, North Carolina 78).

SCORED 35 POINTS

By Clemson - 36 by Edward Scott vs. Florida State at Clemson on Feb. 23, 2002. Scott made 12-24 FGs, 5-6 on 3pt FGs, and 7-8 free throws (Clemson 87, Florida State 78).

By Opponent - 40 by Harrison Barnes of North Carolina on 12-17 field goals (6-8 on three-pointers, 10-11 on free throws) against Clemson in the semifinals of the ACC Tournament at Greensboro Coliseum on March 12, 2011 (North Carolina 92, Clemson 87 in OT).

SCORED 40 POINTS

By Clemson - 41 by Will Solomon vs. Georgia Tech at Clemson on Jan. 24, 2001. Solomon made 13-22 FGs, 7-12 on 3pt FGs and 8-9 free throws (Georgia Tech 111, Clemson 108).



VERNON HAMILTON AND AKIN AKINGBALA WERE TWO OF CLEMSON'S THREE 20-POINT SCORERS THE LAST TIME IT HAPPENED IN THE SAME GAME, VERSUS GEORGIA TECH IN 2006.



LAST TIME IT HAPPENED



GABE DeVOE POSTED
18 POINTS IN JUST
SIX MINUTES AS A
FRESHMAN AGAINST
NC STATE IN 2015.

By Opponent - 40 by Harrison Barnes of North Carolina on 12-17 field goals (6-8 on three-pointers, 10-11 on free throws) against Clemson in the semifinals of the ACC Tournament at Greensboro Coliseum on March 12, 2011 (North Carolina 92, Clemson 87 in OT).

TWO PLAYERS, 30 POINTS

By Clemson - Tony Stockman and Edward Scott each scored 30 points versus Wake Forest at Littlejohn Coliseum on Feb. 13, 2002 (Clemson 118, Wake Forest 115 in 2 OT).

By Opponent - Gene Banks (31) and Mike Gminski (30) for Duke in Clemson's overtime win over the No. 1 Blue Devils at Littlejohn Coliseum on Jan. 9, 1980 (Clemson 87, Duke 82 OT).

MORE POINTS THAN MINUTES PLAYED

(Min. 15 Points Scored)

By Clemson - Gabe DeVoe scored 18 points in six minutes versus NC State on March 3, 2015 (NCSU 66, Clemson 61).

By Opponent - Talib Zanna of Pittsburgh scored 22 points in 21 minutes at Petersen Events Center on Jan. 21, 2014 (Pittsburgh 76, Clemson 43).

SCORED 15 FIELD GOALS

By Clemson - 15 by Horace Grant vs. Furman at Littlejohn Coliseum on Jan. 14, 1987 (Clemson 94, Furman 77).

By Opponent - 16 by Vince Taylor of Duke at Cameron Indoor Stadium on Feb. 24, 1982 (Duke 73, Clemson 72 in 3 OT).

ATTEMPTED 25 FIELD GOALS

By Clemson - 29 by Edward Scott (made 10) vs. Wake Forest at Winston-Salem on March 1, 2003 (Wake Forest 80, Clemson 68).

By Opponent - 26 by Courtney Pigram (made 12) for East Tennessee State at Clemson on March 14, 2007

(Clemson 64, East Tennessee State, 57).

SCORED 15 FREE THROWS

By Clemson - 16 by Milton Jennings vs. Virginia Tech at Littlejohn Coliseum on Jan. 27, 2013 (Clemson 77, Virginia Tech 70).

By Opponent - 15 by Marcus Georges-Hunt of Georgia Tech in the ACC Tournament in Washington, D.C., on Mar. 9, 2016 (Georgia Tech 88, Clemson 85).

COLLECTED 20 REBOUNDS

By Clemson - 20 by Harold Jamison versus Florida State in the first round of the ACC Tournament in Charlotte, N.C., on March 4, 1999 (Florida State 87, Clemson 85 in OT).

By Opponent - 23 by J.J. Hickson of NC State at the RBC Center on Feb. 16, 2008 (Clemson 71, NC State 64).

HANDED OUT 15 ASSISTS

By Clemson - 16 by Edward Scott vs. Wake Forest at Littlejohn Coliseum on Feb. 13, 2002 (Clemson 118, Wake Forest 115 2 OT).

By Opponent - 17 by Tyrone Bogues of Wake Forest at Greensboro Coliseum on Jan. 10, 1987 (Clemson 91, Wake Forest 88 OT).

COLLECTED 6 STEALS

By Clemson - 6 by Avry Holmes against Georgia Tech at Bon Secours Wellness Arena in Greenville, S.C., on Feb. 13, 2016 (Clemson 66, Georgia Tech 52).

By Opponent - 7 by Javaris Crittenton of Georgia Tech in Atlanta, Ga., on Feb. 3, 2007 (Georgia Tech 80, Clemson 62).

BLOCKED 8 SHOTS

By Clemson - 8 by Landry Nnoko against Virginia Tech at Cassell Coliseum on Feb. 6, 2016 (Virginia Tech 60, Clemson 57).

By Opponent - 10 by Cherokee Parks of Duke at Charlotte

Coliseum in ACC Tournament on March 11, 1994 (Duke 77, Clemson 64).

20 POINTS, 20 REBOUNDS IN A GAME

By Clemson - 22 points and 21 rebounds by Dale Davis vs. South Carolina State at Littlejohn Coliseum on Dec. 17, 1990 (Clemson 103, South Carolina State 83).

By Opponent - 22 points and 20 rebounds by Eric Williams of Wake Forest at Littlejohn Coliseum on Jan. 11, 2006 (Clemson 74, Wake Forest 73 OT).

THREE DOUBLE-DOUBLES IN A GAME

By Clemson - K.J. McDaniels (24 points, 10 rebounds), Jaron Blossomgame (14 points, 14 rebounds) and Landry Nnoko (10 points, 13 rebounds) at Littlejohn Coliseum on Jan. 11, 2014 (Clemson 72, Duke 59).

By Opponent - Phil Henderson (22 points, 10 rebounds), Bobby Hurley (10 points, 10 assists) and Christian Laettner (25 points, 12 rebounds) of Duke at Littlejohn Coliseum on Feb. 28, 1990 (Clemson 97, Duke 93).

A TRIPLE-DOUBLE

By Clemson - Sharone Wright had 12 points, 14 rebounds, and 10 blocked shots vs. Maryland at Littlejohn Coliseum on Jan. 26, 1993 (Clemson 82, Maryland 72).

By Opponent - never accomplished.

A FOUR-POINT PLAY

By Clemson - Jordan Roper at the 17:27 mark of the first half against Georgia Tech in the ACC Tournament in Washington, D.C., on Mar. 9, 2016 (Georgia Tech 88, Clemson 85).

By Opponent - Tahj Shamsid-Deen at the 19:06 mark of the second half in Littlejohn Coliseum on Dec. 14, 2014 (Clemson 72, Auburn 61).

ALL-TIME RESULTS

1911-12 (4-0 OVERALL)

F. 9	A	W	46-12	Furman
F. 9	N1	W	78-6	Butler Guards
F. 10	A	W	34-23	Wofford
M. 9	H	W	56-13	Wofford
N1 — Greenville, S.C.				

1912-13 (9-5 OVERALL)

J. 18	H	W	69-19	Furman
J. 24	H	W	29-21	Newberry
J. 25	H	W	40-10	Wofford
J. 31	A	L	15-75	Georgia
F. 1	A	L	10-60	Atlanta Agriculture
F. 5	A	W	38-21	Charleston
F. 5	A	W	29-22	Charleston "Y"
F. 6	A	L	18-39	South Carolina
F. 7	A	W	26-22	Georgia Tech
F. 8	H	L	11-29	Georgia Tech
F. 14	H	W	72-23	Wofford
F. 20	A	W	33-11	Newberry
F. 21	A	L	21-22	Wofford
F. 22	A	W	38-26	Furman

1913-14 (1-3 OVERALL)

J. 10	H	W	27-10	Furman
J. 23	A	L	18-28	Savannah
J. 31	A	L	30-45	Atlanta Agriculture
F. 28	A	L	16-29	South Carolina

1914-15 (3-5 OVERALL)

F. 5	H	W	27-25	Furman
F. 12	H	L	17-19	Wofford
F. 18	A	L	20-34	Spartanburg "Y"
F. 19	A	L	23-25	Wofford
F. 20	A	W	27-26	Furman
M. 4	A	L	20-27	Columbia "Y"
M. 5	A	W	37-29	South Carolina
M. 6	A	L	20-28	The Citadel

1915-16 (2-6-1 OVERALL)

J. 20	A	L	32-58	Newberry
J. 21	A	L	20-41	South Carolina
J. 22	A	W	22-20	Erskine
F. 1	H	T	39-39	Presbyterian
F. 4	A	L	28-34	Presbyterian
F. 5	A	L	28-37	Wofford
F. 17	H	W	72-13	Erskine
F. 21	H	L	23-46	Wofford
F. 26	H	L	24-34	Newberry

1916-17 (8-2 OVERALL)

J. 18	H	W	65-16	Coll. of Charleston
J. 23	A	W	32-22	Presbyterian
J. 24	A	L	19-34	South Carolina
F. 2	A	W	36-30	Greenville "Y"
F. 9	A	W	36-31	Wofford
F. 10	A	L	26-30	Newberry
F. 17	H	W	37-29	Newberry
F. 22	H	W	51-27	South Carolina
F. 23	H	W	59-23	Presbyterian
F. 26	H	W	37-24	Wofford

1917-18 (3-2 OVERALL)

F. 1	H	W	63-22	Presbyterian
F. 15	H	W	50-22	Wofford
F. 22	H	W	64-23	Newberry
M. 1	A	L	32-34	Presbyterian
M. 2	A	L	24-36	Davidson

1918-19 (3-1 OVERALL)

J. 22	H	W	34-31	Wofford
J. 31	A	L	12-31	Georgia
F. 1	A	W	60-11	Atlanta Ath. Club
F. 15	H	W	73-34	Piedmont

Note: Quarantine ended season early.

1919-20 (8-6 OVERALL)

J. 15	H	L	39-40	Wofford
J. 17	A	W	38-23	Furman
J. 19	A	L	15-22	South Carolina
J. 23	A	L	17-32	Georgia
J. 24	A	L	22-36	Georgia Tech
J. 26	H	L	12-60	Auburn
J. 30	H	L	24-34	Georgia
NA	H	W	36-18	Furman
F. 7	A	W	28-25	Davidson
F. 14	A	W	32-23	Presbyterian
F. 19	H	W	53-15	Newberry
F. 21	H	W	41-17	Georgia Tech
F. 23	H	W	38-15	South Carolina
M. 2	H	W	51-37	Presbyterian

1920-21 (10-5 OVERALL)

J. 12	H	W	37-29	Wofford
J. 14	H	W	50-15	Furman
J. 26	H	W	51-32	Greenville "Y"
J. 29	A	L	22-45	Georgia
F. 3	H	W	65-24	Coll. of Charleston
F. 5	A	L	22-28	Georgia Tech
F. 8	H	W	35-21	Presbyterian
F. 11	A	W	21-8	Presbyterian
F. 12	A	L	14-15	Newberry
F. 14	H	W	44-16	South Carolina
F. 17	A	W	24-10	South Carolina
F. 18	A	W	49-12	Coll. of Charleston
F. 19	A	L	26-28	The Citadel
F. 25	N1	L	25-45	Auburn
M. 5	A	W	25-15	Wofford

N1 — Southern Conference Tournament, Atlanta, Ga.

1921-22 (8-13 OVERALL, 0-3 SOCON, 12TH)

J. 7	H	L	31-35	Greenville "Y"
J. 11	A	L	11-34	Spartanburg "Y"
J. 13	H	L	16-24	Georgia
J. 16	A	W	24-18	Greenville "Y"
J. 19	A	L	9-32	Mercer
J. 20	A	L	24-38	Camp Benning
J. 21	A	L	19-32	Auburn
J. 24	H	L	17-27	Furman
J. 26	A	W	29-17	Presbyterian
J. 28	A	W	30-16	Coll. of Charleston
J. 28	A	L	8-29	The Citadel
J. 30	A	L	26-45	Furman
F. 4	H	W	21-12	Piedmont College
F. 13	H	W	35-8	Coll. of Charleston
F. 14	H	W	20-19	The Citadel
F. 16	A	L	14-38	Kentucky
F. 17	A	W	34-28	Georgetown (Ky.)
F. 18	A	L	24-44	Centre
F. 21	H	L	16-32	Davidson
F. 24	N1	L	20-31	Tulane
M. 4	H	W	25-15	Presbyterian

N1 — Southern Conference Tournament, Atlanta, Ga.

1922-23 (11-6 OVERALL, 3-3 SOCON, T-8TH)

J. 11	H	L	23-29	Georgia
J. 13	H	L	17-26	Georgia Tech
J. 20	H	W	27-19	South Carolina
J. 22	H	L	12-17	Mercer
J. 27	A	L	22-35	Georgia Tech
J. 29	H	W	24-19	Auburn
J. 30	H	W	23-14	Furman
F. 2	H	W	39-7	Georgetown (Ky.)
F. 5	A	W	25-18	Furman
F. 12	H	W	28-7	Coll. of Charleston
F. 15	A	W	30-13	Kentucky
F. 16	A	W	19-12	Georgetown (Ky.)
F. 17	A	L	24-26	Centre
F. 21	H	W	25-18	Davidson
F. 22	H	W	32-5	Presbyterian
F. 27	N1	L	23-27	Centre
M. 5	H	W	35-13	Presbyterian

N1 — Southern Conference Tournament in Atlanta, Ga.

1923-24 (2-14 OVERALL, 0-6 SOCON, T-19TH)

J. 5	H	L	13-48	Georgia Tech
J. 11	H	L	6-24	Georgia
J. 12	A	L	9-23	Spartanburg "Y"
J. 16	A	L	13-38	Georgia
J. 17	H	L	16-30	South Carolina
J. 22	H	L	11-19	Furman
J. 31	H	L	15-22	NC State
F. 1	A	L	11-34	Newberry
F. 2	A	L	22-39	Presbyterian
F. 8	A	L	22-39	Georgia Tech
F. 9	H	L	17-20	Presbyterian
F. 13	A	L	13-39	Kentucky
F. 14	A	L	13-33	Georgetown (Ky.)
F. 15	A	L	9-13	Maryville
F. 16	A	L	12-18	Tennessee
F. 20	A	L	13-24	Furman
F. 23	H	W	29-7	Coll. of Charleston
F. 28	N1	W	17-15	Florida
F. 29	N1	L	13-42	Vanderbilt

N1 — Southern Conference Tournament, Atlanta, Ga.

1924-25 (4-14 OVERALL, 3-2 SOCON, T-8TH)

J. 1	A	L	29-42	Monaghan "Y"
J. 2	A	L	26-28	New Holland
J. 3	A	L	35-39	22nd Infantry

J. 10	A	W	20-18	Georgia Tech
J. 15	H	W	19-17	Georgia
J. 23	H	L	20-21	Newberry
J. 26	H	L	22-24	Presbyterian
J. 28	A	L	24-35	Newberry
J. 29	A	L	18-35	South Carolina
J. 30	A	L	10-30	Coll. of Charleston
J. 31	A	L	18-34	The Citadel
F. 6	H	L	23-35	Camp Benning
F. 7	H	W	32-13	Rollins
F. 13	H	L	21-25	The Citadel
F. 14	H	W	32-30	Georgia Tech
F. 19	H	L	18-34	Furman
F. 21	A	L	11-41	Furman
F. 26	H	L	13-27	Virginia Tech

^ — denotes overtime

1925-26 (4-17 OVERALL, 1-7 SOCON, T-19TH)

J. 6	A	L	15-32	Saint Stanislaus
J. 7	A	L	23-24	New Orleans "Y"
J. 8	A	L	22-40	Tulane
J. 9	A	L	15-36	Tulane
J. 13	A	L	34-40	Wake Forest
J. 14	A	L	12-46	Duke
J. 15	A	L	24-48	North Carolina
J. 16	A	L	23-41	NC State
J. 21	H	L	16-32	NC State
J. 23	H	W	34-29	Presbyterian
J. 30	H	W	31-28	Newberry
F. 3	H	L	20-36	Furman
F. 6	H	L	21-25	Wofford
F. 8	H	L	18-21	Presbyterian
F. 9	A	W	38-35	South Carolina
F. 10	A	L	22-26	Newberry
F. 12	H	L	23-26	The Citadel
F. 15	A	W	32-30	Davidson
F. 17	A	L	28-44	Georgia
F. 20	H	L	20-36	South Carolina
F. 22	A	L	31-37	Furman

^ — denotes overtime

1926-27 (2-13 OVERALL, 1-7 SOCON, 19TH)

J. 7	A	L	26-33	South Carolina
J. 8	A	L	11-37	South Carolina
J. 12	H	L	17-37	Wofford
J. 13	H	L	4-17	Tennessee
J. 21	H	L	23-48	South Carolina
J. 29	H	L	23-24	Newberry
F. 2	A	L	26-42	Auburn
F. 3	A	L	23-45	Auburn
F. 9	H	L	16-24	Presbyterian
F. 11	A	W	20-18	Newberry
F. 12	A	L	38-39	Presbyterian
F. 14	A	L	23-34	Georgia
F. 16	H	W	33-16	Florida
F. 18	H	L	22-41	Furman
F. 21	A	L	28-50	Furman

1927-28 (9-14 OVERALL, 5-7 SOCON, 11TH)

D. 15	A	L	23-27	Kent. Wesleyan
D. 16	A	L	17-33	Kentucky
D. 17	A	L	16-42	Cincinnati
D. 19	A	L	16-33	Georgetown (Ky.)
J. 7	A	L	26-33	Furman
J. 11	H	W	44-21	Wofford
J. 16	A	L	31-37	Mercer
J. 17	A	L	24-42	Georgia Tech
J. 18	A	L	26-56	Auburn
J. 19	A	L	23-30	Auburn
J. 20	A	L	23-30	Tulane
J. 21	A	W	34-15	Tulane
J. 28	H	W	16-15	Newberry
J. 31	H	L	32-36	Georgia
F. 3	H	L	18-35	Furman
F. 6	A	L	25-38	Georgia
F. 8	H	W	32-29	Florida
F. 9	H	W	26-25	Florida
F. 10	H	W	38-33	South Carolina
F. 15	H	W	35-24	Davidson
F. 21	A	W	38-37	Newberry
F. 22	A	W	48-46	South Carolina
F. 24	N1	L	26-27	Auburn

N1 — Southern Conference Tournament, Atlanta, Ga.; ^ — denotes overtime

1928-29 (15-12 OVERALL, 6-4 SOCON, 9TH)

D. 18	A	L	37-41	Erskine
J. 2	A	L	30-56	Atlanta Ath. Club
J. 3	A	L	21-36	Tennessee
J. 4	A	L	25-31	Chattanooga
J. 5	A	L	23-29	Georgia Tech
J. 10	A	L	24-40	Mercer

J. 11	A	W	36-23	Florida
J. 12	A	W	31-21	Florida
J. 14	A	L	37-40	The Citadel
J. 15	A	L	24-27	South Carolina
J. 18	H	W	24-17	Newberry
J. 19	H	W	50-14	Wofford
J. 29	A	W	32-26	Presbyterian
J. 30	A	W	25-22	Newberry
F. 1	H	W	46-20	Auburn
F. 2	A	L	33-42	Furman
F. 7	H	W	30-16	Erskine
F. 8	H	W	49-14	Sewanee
F. 9	H	L	28-29	Furman
F. 12	A	W	34-17	Wofford
F. 14	H	W	30-23	Georgia
F. 15	A	W	17-12	South Carolina
F. 16	H	W	35-33	The Citadel
F. 19	A	L	25-41	Georgia
F. 26	H	W	38-17	Presbyterian
M. 1	A1	W	30-26	Georgia Tech
M. 2	N1	L	28-31	NC State
A1,N1 — Southern Conference Tournament				
Atlanta, Ga.: ^ denotes overtime				

ALL-TIME RESULTS

F. 23 H W 28-23 Wofford
^ — denotes overtime

1932-33 (10-9 OVERALL, 0-1 SOCON, 10TH)

D. 15	H	W	39-21	Royal Athletic Club
J. 2	H	W	44-34	Tennessee Tech
J. 3	A	L	22-39	Vanderbilt
J. 4	A	W	32-18	Sewanee
J. 7	H	L	28-29	Georgia Tech
J. 13	H	L	28-38	Florida
J. 14	H	L	33-37	Florida
J. 16	A	L	18-67	Kentucky
J. 20	A	L	26-47	South Carolina
F. 2	H	L	32-42	Kentucky
F. 3	H	W	31-16	Furman
F. 4	A	W	38-25	Presbyterian
F. 10	A	L	26-27	Furman
F. 14	A	W	35-25	Georgia
F. 16	H	W	36-29	Georgia
F. 17	A	W	30-28	Wofford
F. 18	A	W	55-6	Presbyterian
F. 20	H	W	26-23	Wofford
F. 21	H	L	20-28	South Carolina

1933-34 (7-12 OVERALL, 0-6 SOCON, 10TH)

J. 3	A	L	26-38	North Carolina
J. 4	A	L	23-36	Duke
J. 5	A	L	27-36	NC State
J. 9	A	L	27-30	Tennessee
J. 10	A	L	25-27	Vanderbilt
J. 11	A	W	31-20	Tennessee Tech
J. 16	H	L	25-34	Wofford
J. 19	H	L	15-41	South Carolina
J. 30	H	W	28-23	Furman
J. 31	H	W	43-21	Presbyterian
F. 2	A	W	32-29	Wofford
F. 6	A	L	23-29	Georgia
F. 7	A	L	25-31	Georgia Tech
F. 9	H	L	31-36	Florida
F. 10	H	W	31-26	Florida
F. 13	A	W	29-15	Furman
F. 16	A	L	17-42	South Carolina
F. 17	A	L	18-41	South Carolina
F. 20	H	W	29-23	Georgia

1934-35 (15-3 OVERALL 3-1 SOCON, 2ND)

J. 3	A	W	32-22	Vanderbilt
J. 4	A	W	28-19	Tennessee Tech
J. 5	A	W	40-16	Sewanee
J. 7	A	W	40-33	Tennessee
J. 12	H	W	43-29	Georgia Tech
J. 15	A	W	51-40	Wofford
J. 18	H	W	44-21	NC State
J. 26	A	W	31-20	Georgia
F. 2	H	W	20-17	Furman
F. 5	A	L	30-38	South Carolina
F. 7	A	W	43-26	Furman
F. 9	H	L	^43-44	Georgia
F. 12	H	W	32-18	Wofford
F. 14	H	W	22-16	South Carolina
F. 16	H	W	50-20	Mercer
F. 20	H	W	39-23	Presbyterian
F. 22	H	W	48-33	Washington & Lee
F. 28	N1	L	25-29	Washington & Lee

N1 — Southern Conference Tournament, Raleigh, N.C.; ^ denotes overtime

1935-36 (15-7 OVERALL, 5-5 SOCON, 5TH)

D. 19	A	W	33-23	Auburn
D. 20	A	W	31-18	Auburn
J. 3	A	L	23-24	North Carolina
J. 4	A	W	45-34	Virginia
J. 6	A	L	33-47	NC State
J. 11	A	W	35-32	Georgia Tech
J. 14	H	W	37-13	Wofford
J. 17	H	W	31-30	South Carolina
J. 18	H	W	46-27	Presbyterian
J. 25	H	W	39-31	Georgia Tech
F. 1	A	W	41-33	Furman
F. 5	A	W	46-32	Virginia Tech
F. 6	A	L	26-34	Washington & Lee
F. 7	A	W	43-36	Virginia Military
F. 12	A	L	13-33	Georgia
F. 14	H	W	50-23	Furman
F. 15	A	W	43-30	South Carolina
F. 18	H	L	21-27	NC State
F. 20	H	W	27-24	Georgia
F. 24	H	L	^34-35	North Carolina
F. 26	A	W	20-19	Wofford
M. 5	A1	L	^31-32	NC State

A1 — Southern Conference Tournament, Raleigh, N.C.; ^ denotes overtime

1936-37 (6-15 OVERALL, 2-7 SOCON, 14TH)

D. 16	H	L	25-33	Duke
D. 17	A	L	22-33	Tennessee
J. 4	A	L	36-52	Florida
J. 5	A	W	^31-30	Florida
J. 11	A	L	29-54	NC State
J. 12	H	L	36-53	Wake Forest
J. 14	A	W	38-31	Wofford
J. 20	A	L	13-51	Georgia Tech
J. 23	H	L	^35-36	Georgia
J. 30	A	L	27-30	Presbyterian
F. 3	A	W	^40-34	Furman
F. 5	A	L	^30-32	South Carolina
F. 9	H	L	^40-41	NC State
F. 12	H	W	44-38	The Citadel
F. 13	A	L	20-29	Georgia
F. 15	H	L	33-41	Auburn
F. 16	H	L	26-33	Auburn
F. 18	H	L	27-29	Wake Forest
F. 20	H	L	25-29	Furman
F. 23	H	W	31-29	South Carolina
F. 25	A	W	33-32	Wofford

^ denotes overtime

1937-38 (16-7 OVERALL, 9-4 SOCON, 4TH)

D. 17	H	W	28-15	Tennessee
J. 8	A	W	41-26	Davidson
J. 11	A	L	22-26	Georgia
J. 13	H	W	39-29	Presbyterian
J. 15	H	L	^31-33	NC State
J. 18	H	W	60-36	Wofford
J. 22	H	W	46-15	Furman
F. 1	A	L	34-44	North Carolina
F. 2	A	W	42-33	Wake Forest
F. 3	A	L	35-55	NC State
F. 8	H	W	40-28	Georgia
F. 11	A	W	54-38	South Carolina
F. 12	A	L	26-28	The Citadel
F. 15	A	W	43-35	Furman
F. 16	H	W	46-40	Wake Forest
F. 19	H	W	58-39	South Carolina
F. 21	A	W	35-34	Davidson
F. 23	A	L	33-53	Georgia Tech
F. 25	H	W	47-35	The Citadel
F. 28	A	W	52-24	Wofford
M. 3	N1	W	35-32	Richmond
M. 4	N1	W	38-33	Washington & Lee
M. 5	N1	L	30-40	Duke

N1 — Southern Conference Tournament, Raleigh, N.C.; ^ — denotes overtime

1938-39 (16-8 OVERALL, 6-6 SOCON, T-9TH)

D. 10	A	L	24-29	Tennessee
D. 15	A	L	35-45	Maryland
D. 16	A	L	44-47	George Washington
D. 17	A	W	33-30	Catholic
J. 4	H	L	38-39	Wake Forest
J. 7	A	W	37-30	Georgia
J. 10	A	L	33-39	Duke
J. 11	A	L	37-54	NC State
J. 12	A	L	38-44	Wake Forest
J. 18	A	W	51-43	Presbyterian
J. 21	H	W	43-31	Furman
J. 28	H	W	62-37	Wofford
F. 6	H	W	38-29	Georgia
F. 10	A	W	38-16	South Carolina

F. 11	A	L	38-42	The Citadel
F. 13	H	W	38-36	Duke
F. 18	H	W	43-16	South Carolina
F. 20	H	W	51-36	The Citadel
F. 22	A	W	41-28	Furman
F. 23	A	W	29-22	Wofford
M. 1	N1	W	44-43	North Carolina
M. 2	N1	W	30-28	Wake Forest
M. 3	N1	W	49-33	Davidson
M. 4	N1	W	39-27	Maryland

N1 — Southern Conference Tournament, Raleigh, N.C.

1939-40 (9-12 OVERALL 9-7 SOCON, 6TH)

D. 21	N1	L	30-55	Kentucky
D. 30	A	L	41-54	Baltimore
J. 1	A	L	26-53	Maryland
J. 2	A	L	32-49	George Washington
J. 6	H	L	29-32	Georgia
J. 10	H	W	30-28	Wake Forest
J. 12	H	W	68-36	Furman
J. 13	H	W	66-31	NC State
J. 18	A	W	48-38	NC State
J. 19	A	L	49-54	Duke
J. 27	H	W	48-30	Maryland
F. 3	H	L	^31-39	North Carolina
F. 9	A	W	37-32	South Carolina
F. 10	A	W	38-27	The Citadel
F. 12	H	L	^37-39	Duke
F. 14	A	L	37-38	Furman
F. 17	H	W	56-25	South Carolina
F. 19	A	L	30-47	North Carolina
F. 20	A	L	39-53	Wake Forest
F. 23	H	W	46-30	The Citadel
F. 29	N2	L	41-50	North Carolina

N1 — Asheville, N.C.; N2 — Southern Conference Tournament, Raleigh, N.C.; ^ denotes overtime

1940-41 (8-14 OVERALL, 7-8 SOCON, 7TH)

D. 13	H	L	51-65	Georgia
D. 17	A	L	40-60	William & Mary
D. 18	A	L	45-52	Richmond
D. 19	N1	W	48-34	Maryland
D. 20	A	L	40-64	George Washington
J. 2	A	L	43-58	Georgia
J. 6	H	W	43-32	Furman
J. 8	A	L	51-63	Georgia Tech
J. 10	H	W	48-39	NC State
J. 14	H	L	49-69	George Washington
J. 16	A	L	43-44	NC State
J. 17	A	L	35-42	Wake Forest
J. 18	A	L	42-45	Duke
J. 22	H	W	^52-49	Georgia Tech
F. 7	A	L	31-50	South Carolina
F. 8	A	W	62-48	The Citadel
F. 10	A	L	53-76	North Carolina
F. 13	A	W	56-36	Furman
F. 15	H	L	39-40	South Carolina
F. 18	H	W	54-53	Wake Forest
F. 21	H	W	62-43	The Citadel
F. 24	H	L	48-59	Presbyterian

N1 — Baltimore, Md.; ^ — denotes overtime

1941-42 (3-14 OVERALL, 2-10 SOCON, 15TH)

J. 6	N1	L	31-38	Georgia
J. 7	H	L	34-67	George Washington
J. 10	H	L	39-40	Furman
J. 13	A	L	36-52	NC State
J. 14	A	L	40-58	Wake Forest
J. 16	H	L	34-54	North Carolina
J. 24	H	L	52-63	Georgia
J. 31	A	L	27-57	Wofford
F. 5	H	L	28-54	William & Mary
F. 6	A	L	35-62	South Carolina
F. 7	A	W	39-38	The Citadel
F. 10	A	L	42-56	Furman
F. 14	H	L	24-38	South Carolina
F. 20	A	L	29-53	Presbyterian
F. 23	H	L	37-52	Wake Forest
F. 24	H	W	37-25	The Citadel
F. 27	H	W	31-22	Wofford

N1 — Augusta, Ga.

1942-43 (3-13 OVERALL, 0-10 SOCON, 15TH)

D. 16	H	W	42-22	Erskine
J. 8	H	L	40-48	NC State
J. 12	H	L	56-71	Wake Forest
J. 14	A	W	48-44	Presbyterian
J. 20	H	W	54-45	Wofford
J. 23	H	L	44-49	Presbyterian
F. 1	A	L	34-69	NC State
F. 2	A	L	32-52	North Carolina
F. 5	A	L	30-48	South Carolina
F. 6	A	L	35-49	The Citadel
F. 10	A	L	32-43	Georgia Tech
F. 13	H	L	40-42	South Carolina
F. 16	A	L	31-53	Davidson
F. 20	A	L	36-46	Wofford
F. 24	H	L	38-63	The Citadel
F. 27	H	L	32-49	Davidson

1943-44 (1-10 OVERALL, 1-2 SOCON, T-7TH)

J. 10	H	L	40-44	Georgia
J. 12	A	L	33-55	Presbyterian
J. 19	A	L	31-54	Georgia
J. 22	H	L	34-50	Georgia Tech
J. 29	A	L	24-58	Georgia Tech
F. 1	H	W	43-41	Presbyterian
F. 2	H	L	29-38	Catawba
F. 12	H	L	37-66	South Carolina
F. 15	A	L	33-42	Catawba
F. 16	A	L	40-42	Davidson
F. 19	A	L	31-57	South Carolina

1944-45 (8-8 OVERALL, 3-5 SOCON, 8TH)

J. 8	A	L	30-37	Georgia
J. 13	A	W	32-21	Wofford
J. 17	A	W	44-36	Presbyterian
J. 19	H	L	34-58	South Carolina
J. 23	H	L	40-51	Georgia
J. 27	H	W	29-22	Furman
F. 2	H	W	58-34	Presbyterian
F. 6	H	W	68-36	Wofford
F. 8	A	L	38-76	South Carolina
F. 9	A	W	52-43	The Citadel
F. 10	A	L	29-52	The Citadel
F. 15	H	L	^39-41	The Citadel
F. 16	H	W	43-38	The Citadel
F. 17	H	L	31-34	Davidson
F. 20	A	W	34-31	Furman
F. 23	N1	L	24-55	South Carolina

N1 — Southern Conference Tournament, Raleigh, N.C.; ^ denotes overtime

1945-46 (9-11 OVERALL, 5-7 SOCON, T-9TH)

D. 12	H	L	34-41	Georgia
D. 20	A	L	38-52	Georgia Tech
J. 5	H	L	46-61	Georgia Tech
J. 7	H	L	43-48	NC State
J. 8	A	W	34-21	Wofford
J. 15	H	W	44-36	Furman
J. 17	H	W	60-25	Wofford
J. 19	H	L	29-42	Duke
J. 23	A	W	56-18	Presbyterian
J. 26	H	W	47-42	South Carolina
F. 2	H	W	56-46	Presbyterian
F. 6	H	L	33-44	Davidson
F. 8	A	L	41-51	South Carolina
F. 9	A	W	63-46	The Citadel
F. 13	A	L	46-51	NC State
F. 14	A	L	33-61	Duke
F. 15	A	W	53-49	Davidson
F. 19	A	L	39-49	Furman
F. 21	A	L	51-72	Georgia
F. 23	H	W	76-24	The Citadel

ALL-TIME RESULTS

^ denotes overtime

1946-47 (7-13 OVERALL, 2-12 SOCON, 14TH)

D. 11	H	W	58-30	Erskine
D. 14	H	W	52-50	Wofford
J. 7	H	W	58-42	Presbyterian
J. 8	H	L	43-58	Wake Forest
J. 11	H	L	54-86	NC State
J. 15	A	L	21-69	NC State
J. 16	A	L	51-67	Wake Forest
J. 21	A	L	31-40	Wofford
J. 24	H	W	60-40	The Citadel
J. 25	A	L	39-73	South Carolina
F. 8	H	L	55-73	South Carolina
F. 10	A	L	56-101	Washington & Lee
F. 11	A	L	63-64	Virginia Military
F. 14	A	W	57-53	Davidson
F. 15	A	W	54-53	Presbyterian
F. 17	A	L	53-65	Furman
F. 20	A	L	48-86	Davidson
F. 24	H	L	45-50	Furman
F. 25	A	W	63-47	Erskine
M. 1	A	L	53-58	The Citadel

1947-48 (6-17 OVERALL, 3-14 SOCON, 15TH)

D. 9	H	L	43-60	Davidson
D. 11	H	L	52-61	Georgia
D. 13	H	L	58-65	Washington & Lee
D. 16	A	L	46-52	Wofford
D. 20	H	L	35-60	George Washington
J. 9	A	L	67-79	George Washington
J. 10	A	L	42-49	Maryland
J. 13	H	W	59-44	Wofford
J. 16	A	L	47-80	Duke
J. 17	A	L	48-68	Wake Forest
J. 21	H	L	54-73	South Carolina
J. 23	H	L	50-52	The Citadel
F. 2	H	W	82-40	Presbyterian
F. 4	H	W	77-52	Furman
F. 6	A	L	57-59	South Carolina
F. 7	A	L	43-47	The Citadel
F. 12	A	L	52-85	Davidson
F. 14	A	W	64-43	Presbyterian
F. 17	H	W	63-57	Duke
F. 19	H	L	59-66	Wake Forest
F. 20	A	W	63-61	Furman
F. 23	H	L	61-63	Maryland
F. 28	A	L	35-81	Georgia

1948-49 (10-11 OVERALL, 6-9 SOCON, 11TH)

D. 3	A	L	48-70	Georgia
D. 8	H	L	58-60	Georgia
D. 11	A	L	50-58	Wake Forest
D. 14	H	W	49-44	Wofford
D. 17	A	L	45-47	Richmond
D. 18	A	L	50-74	Maryland
J. 8	H	W	65-39	The Citadel
J. 11	A	W	61-59	Wofford
J. 13	A	L	45-48	Furman
J. 15	H	W	59-57	Wake Forest
J. 21	H	L	48-51	South Carolina
F. 1	A	L	55-65	Davidson
F. 4	A	L	49-82	South Carolina
F. 5	A	W	63-44	The Citadel
F. 9	H	W	79-29	Presbyterian
F. 11	A	L	70-73	Washington & Lee
F. 12	A	W	64-43	Virginia Military
F. 15	A	W	65-41	Presbyterian
F. 19	H	L	52-54	Davidson
F. 21	H	W	68-49	Maryland
F. 26	H	W	70-53	Furman

1949-50 (10-10 OVERALL, 8-8 SOCON, 9TH)

D. 3	A	L	40-59	Georgia
D. 6	H	L	57-65	Georgia
D. 10	H	W	55-53	Presbyterian
D. 16	A	W	60-55	Maryland
D. 17	A	L	75-53	Richmond
J. 7	A	L	^55-56	Furman
J. 10	H	L	58-66	Wake Forest
J. 14	H	W	^88-82	Davidson
J. 18	H	W	63-38	The Citadel
J. 21	H	L	56-66	South Carolina
F. 3	A	L	40-43	South Carolina
F. 4	A	W	59-34	The Citadel
F. 7	H	L	61-66	George Washington
F. 10	A	W	74-51	Presbyterian
F. 14	A	L	65-77	Davidson
F. 15	A	L	52-65	Wake Forest
F. 18	H	L	52-56	Furman
F. 20	A	W	78-63	Washington & Lee
F. 21	A	W	83-73	Virginia Military

F. 25 H W 70-68 Maryland

^ denotes overtime

1950-51 (11-7 OVERALL, 9-4 SOCON, 3RD)

D. 9	A	L	76-78	Presbyterian
D. 14	A	L	45-58	Georgia
D. 18	H	W	70-69	Georgia
J. 6	H	W	87-78	Presbyterian
J. 9	H	L	61-76	South Carolina
J. 16	H	W	85-59	Furman
J. 20	H	W	69-43	The Citadel
J. 27	H	W	74-62	Davidson
F. 1	A	W	89-72	Furman
F. 3	H	W	50-44	Maryland
F. 9	A	L	55-56	Davidson
F. 10	A	L	^72-73	Wake Forest
F. 15	H	W	57-47	Wake Forest
F. 20	A	L	^50-54	Maryland
F. 21	A	W	82-76	George Washington
F. 23	A	W	78-72	South Carolina
F. 24	A	W	73-57	The Citadel
M. 6	N1	L	48-50	Maryland

N1 — Southern Conference Tournament, Raleigh, N.C.; ^ denotes overtime

1951-52 (17-7 OVERALL, 11-4 SOCON, 4TH)

D. 1	H	W	57-47	Georgia
D. 5	A	W	77-54	Georgia
D. 11	H	W	85-72	Presbyterian
D. 14	A	W	^78-76	Presbyterian
D. 17	A	L	52-61	Tennessee
D. 27	A1	L	62-73	Florida
D. 28	N1	W	62-56	Florida State
D. 29	N1	W	85-60	Georgia
J. 5	A	L	59-65	North Carolina
J. 8	H	W	70-65	Furman
J. 12	H	W	89-59	The Citadel
J. 15	A	L	65-71	South Carolina
J. 26	A	W	66-63	The Citadel
J. 30	A	W	67-66	Furman
F. 2	H	W	67-49	Davidson
F. 4	H	W	80-65	George Washington
F. 8	A	W	71-69	Davidson
F. 9	A	W	68-63	Wake Forest
F. 16	H	W	77-69	North Carolina
F. 19	H	W	^85-84	Wake Forest
F. 22	A	L	73-88	West Virginia (NR,12)
F. 23	A	L	69-80	West Virginia (NR,12)
F. 28	H	W	78-64	South Carolina
M. 6	N2	L	65-78	George Washington

A1, N1 — Gator Bowl Tournament; N2 — Southern Conference Tournament; ^ denotes overtime

1952-53 (8-10 OVERALL, 6-8 SOCON, 10TH)

D. 2	A	L	60-66	Georgia
D. 4	H	W	77-64	Presbyterian
D. 6	H	L	55-57	Georgia
D. 10	A	L	56-82	North Carolina
D. 13	H	L	60-74	Richmond
D. 16	A	W	82-64	Presbyterian
J. 2	H	W	81-71	William & Mary
J. 9	H	L	64-66	Furman
J. 14	H	L	66-93	Wake Forest
J. 16	A	W	74-63	South Carolina
J. 17	A	W	64-58	The Citadel
J. 19	H	W	79-50	The Citadel
J. 21	H	L	80-91	North Carolina
F. 2	H	L	67-71	South Carolina
F. 13	A	W	64-59	Davidson
F. 14	A	L	56-87	Wake Forest
F. 23	H	W	72-58	Davidson
F. 27	A	L	70-95	Furman

1953-54 (5-18 OVERALL, 0-9 ACC, 8TH)

D. 1	A	L	61-92	Presbyterian
D. 3	H	L	41-81	Maryland
D. 5	H	L	63-71	Georgia
D. 8	A	L	56-82	Tennessee
D. 9	A	L	80-97	Tennessee Tech
D. 12	A	L	51-77	Georgia
D. 15	H	W	72-56	Presbyterian
D. 19	A	L	48-85	North Carolina
J. 4	A	W	75-72	William & Mary
J. 5	A	L	55-95	George Washington
J. 6	A	L	54-79	Maryland
J. 12	A	L	69-87	Furman
J. 15	A	L	57-65	South Carolina
J. 16	A	W	76-52	The Citadel
J. 29	H	W	78-55	The Citadel
F. 1	H	L	55-70	Furman
F. 6	H	L	69-101	Wake Forest

F. 9	A	L	57-98	Wake Forest
F. 13	H	L	56-72	North Carolina
F. 16	H	L	61-64	South Carolina
F. 20	A	L	59-113	NC State
F. 27	H	W	81-69	Davidson
M. 5	N1	L	59-75	Maryland (NR,17)

N1 — ACC Tournament, Raleigh, N.C.

1954-55 (2-21 OVERALL, 0-14 ACC, 8TH)

D. 1	H	L	75-81	Presbyterian
D. 3	A	L	54-115	Duke
D. 4	A	L	66-99	North Carolina
D. 7	A	W	74-72	Georgia
D. 14	H	L	72-112	NC State(NR,4)
D. 17	H	L	94-100	Virginia
J. 3	A	L	55-94	Tennessee
J. 4	A	L	71-84	Tennessee Tech
J. 8	H	L	63-71	Maryland (NR,11)
J. 11	H	L	66-75	Duke
J. 15	H	L	87-95	North Carolina
J. 18	H	L	87-90	South Carolina
J. 29	H	L	73-89	Furman
F. 1	A	L	56-92	Presbyterian
F. 4	A	L	65-120	Wake Forest
F. 5	A	L	85-119	NC State (NR,6)
F. 14	A	L	68-106	Virginia
F. 15	A	L	66-68	Maryland (NR,11)
F. 18	A	L	68-85	South Carolina
F. 21	H	W	105-94	Georgia
F. 24	A	L	87-124	Furman
F. 26	H	L	79-100	Wake Forest
M. 3	A1	L	76-101	NC State (NR,5)

A1 — ACC Tournament, Raleigh, N.C.

1955-56 (9-17 OVERALL, 1-13 ACC, 8TH)

D. 2	A	L	63-97	Duke
D. 3	A	L	58-73	North Carolina
D. 13	H	L	83-100	NC State (NR,2)
D. 16	H	W	75-73	Virginia
D. 19	N1	W	94-76	Florida State
D. 20	N1	W	89-86	Tennessee
D. 21	N1	L	79-98	Wake Forest
D. 28	N2	W	100-95	Louisiana State
D. 29	N2	W	94-87	South Carolina
J. 4	N3	L	91-102	Spring Hill
J. 5	N3	W	98-96	Miami (Fla.)
J. 7	H	L	63-71	Maryland
J. 11	H	L	80-109	Duke (NR,6)
J. 14	H	L	^99-103	North Carolina (NR,9)
J. 18	A	L	79-94	South Carolina
J. 21	A	W	112-99	Furman
J. 28	H	L	103-104	Wake Forest
J. 30	A	W	86-70	The Citadel
F. 3	A	L	87-108	Wake Forest
F. 4	A	L	88-105	NC State (NR,4)
F. 6	A	W	114-69	The Citadel
F. 13	A	L	85-96	Virginia
F. 14	A	L	69-81	Maryland
F. 21	H	L	83-89	South Carolina
F. 23	H	L	80-91	Furman
M. 1	A4	L	84-88	NC State (NR,5)

N1 — Carrousel Classic, Charlotte, N.C.; N2 — Gator Bowl Tournament, Jacksonville, Fla.; N3 — Senior Bowl Tournament, Mobile, Ala.; A4 — ACC Tournament, Raleigh, N.C.; ^ denotes overtime

1956-57 (7-17 OVERALL, 3-11 ACC, T-7TH)

D. 4	H	L	78-84	Duke
D. 8	N1	L	75-94	North Carolina
D. 11	H	W	^96-94	NC State (NR,8)
D. 15	A	L	66-71	The Citadel
D. 17	N2	L	64-89	Auburn
D. 18	N2	W	75-67	Davidson
D. 19	N2	L	65-88	Muhlenburg
D. 27	N3	L	76-84	Georgia
D. 28	N3	L	71-105	Florida
J. 4	H	L	52-59	Maryland
J. 11	A	L	54-86	North Carolina (NR,2)
J. 12	A	L	70-80	Duke (NR,15)
J. 16	H	W	^80-77	Furman
F. 1	A	L	70-81	Wake Forest (NR,13)
F. 2	A	L	71-75	NC State
F. 8	H	L	72-93	Wake Forest (NR,10)
F. 12	H	W	79-71	South Carolina
F. 15	H	W	68-66	The Citadel
F. 16	H	W	^84-81	Virginia
F. 21	A	W	91-79	Furman
F. 23	A	L	71-85	Virginia
F. 25	A	L	65-74	Maryland
M. 2	N1	L	85-113	South Carolina
M. 7	N4	L	61-81	North Carolina (NR,1)

N1 — Charlotte, N.C.; N2 — Carrousel Classic, Charlotte, N.C.; N3 — Gator Bowl Tournament, Jacksonville, Fla.; N4 — ACC Tournament, Raleigh, N.C.; ^ denotes overtime

1957-58 (8-16 OVERALL, 4-10 ACC, 6TH)

D. 4	H	L	60-72	Georgia
D. 6	A	L	66-79	Duke
D. 7	A	L	55-79	North Carolina
D. 10	H	W	63-59	NC State (NR,12)
D. 19	N1	L	75-78	Alabama
D. 20	N1	W	78-65	Lafayette
D. 21	N1	W	71-66	Bucknell
D. 30	N2	L	64-76	Florida
D. 31	N2	W	85-65	South Carolina
J. 3	H	L	^85-88	Virginia
J. 4	H	W	73-66	Maryland (NR,7)
J. 11	A	L	67-74	South Carolina
J. 14	A	W	81-72	Wake Forest
J. 18	H	L	81-90	North Carolina (NR,6)
J. 25	H	L	57-60	The Citadel</

ALL-TIME RESULTS

N1 — All-College Tournament, Okla.lahoma City, Okla.; N2 — Charlotte, N.C.; N3 — North-South Doubleheader, Charlotte, N.C.; N4 — ACC Tournament, Raleigh, N.C.; ^ denotes overtime

1960-61 (10-16 OVERALL, 5-9 ACC, 6TH)

D. 2	N1	W	78-67	Syracuse
D. 3	A1	L	65-79	Kent State
D. 6	H	L	67-70	NC State
D. 8	A	L	65-82	Marshall
D. 12	A	L	57-74	Florida State
D. 15	H	L	58-75	Duke (NR,8)
D. 17	H	W	78-68	The Citadel
D. 19	H	L	64-65	Florida State
D. 29	N2	W	48-44	Texas
D. 30	A2	L	65-66	Rice
J. 4	A	L	59-81	Wake Forest
J. 5	H	W	57-53	Furman
J. 7	H	W	74-63	Davidson
J. 12	A	L	61-70	Furman
J. 14	A	W	71-63	South Carolina
J. 16	H	L	65-86	Wake Forest
J. 28	A	L	59-79	Duke (NR,5)
J. 31	A	L	46-77	North Carolina (NR,5)
F. 3	H	W	89-81	Virginia
F. 10	H	W	76-59	Maryland
F. 17	N3	L	52-63	NC State
F. 18	N3	L	55-61	North Carolina (NR,7)
F. 21	H	W	93-72	South Carolina
F. 24	A	W	85-63	Virginia
F. 25	A	L	^80-82	Maryland
M. 2	N4	L	75-91	Maryland

A1,N1 — Midwest Invite, Kent, Ohio; N2 — Rice-Texas Classic, Houston, Texas; N3 — North-South Doubleheader, Charlotte, N.C.; N4 — ACC Tournament, Raleigh, N.C.; ^ denotes overtime


1961-62 (12-15 OVERALL, 4-10 ACC, 6TH)

D. 2	H	W	87-84	Virginia Military
D. 5	H	L	52-54	North Carolina
D. 9	H	W	^70-68	Virginia
D. 11	A	L	66-89	Duke (NR,6)
D. 14	A	W	^82-77	Florida State
D. 16	A	W	68-62	The Citadel
D. 29	N1	L	60-62	Arkansas
D. 30	A1	L	63-89	Furman
J. 6	A	L	54-81	Wake Forest
J. 8	H	W	75-69	Florida State
J. 11	H	L	96-104	Duke (NR,10)
J. 13	A	L	75-90	Marshall
J. 15	H	W	86-63	Furman
J. 27	A	L	64-80	NC State
J. 29	A	W	97-88	Furman
F. 3	H	L	82-83	Wake Forest
F. 6	A	L	74-86	South Carolina
F. 10	H	W	73-61	Maryland
F. 12	A	L	55-61	Davidson
F. 16	N2	L	59-69	North Carolina
F. 17	N2	L	71-73	NC State
F. 20	H	L	81-87	South Carolina
F. 23	A	W	72-71	Virginia
F. 24	A	W	75-68	Maryland
M. 1	N3	W	67-46	NC State
M. 2	N3	W	77-72	Duke (NR,8)
M. 3	N3	L	66-77	Wake Forest (NR,16u)

N1 — Poinsettia Classic, Greenville, S.C.; N2 — North-South Doubleheader, Charlotte, N.C.; N3 — ACC Tournament, Raleigh, N.C.; ^ denotes overtime

1962-63 (12-13 OVERALL, 5-9 ACC, T-4TH)

D. 3	H	L	55-56	NC State
D. 5	A	L	48-64	North Carolina
D. 8	A	W	93-73	Georgia
D. 13	H	L	67-92	Duke (NR,2)
D. 15	A	L	67-87	Creighton
D. 17	A	L	64-74	Iowa
D. 28	N1	L	58-60	Vanderbilt
D. 29	N1	W	72-49	Army
J. 3	H	W	77-60	Georgia
J. 5	A	L	62-80	Wake Forest
J. 8	A	W	66-64	Furman
J. 12	A	L	67-78	Duke (NR,6)
J. 14	H	W	93-56	The Citadel
J. 26	H	W	74-73	Furman
J. 28	A	W	68-58	Virginia Military
F. 2	H	W	71-70	Wake Forest
F. 5	H	W	80-61	South Carolina
F. 8	H	W	86-64	Virginia
F. 9	H	W	62-60	Maryland
F. 15	N2	L	50-66	NC State
F. 16	N2	L	63-79	North Carolina



THE 1961-62
TIGERS

F. 19	A	L	45-51	South Carolina
F. 22	A	W	52-50	Virginia
F. 23	A	L	67-69	Maryland
F. 28	N3	L	78-79	NC State

N1 — Poinsettia Classic, Greenville, S.C.; N2 — North-South Doubleheader, Charlotte, N.C.; N3 — ACC Tournament, Raleigh, N.C.

1963-64 (13-12 OVERALL, 8-6 ACC, 3RD)

D. 3	H	W	^66-64	North Carolina
D. 5	H	L	86-87	Georgia
D. 8	A	L	57-68	The Citadel
D. 14	A	L	52-75	Duke (NR,3)
D. 16	A	L	48-56	Maryland
D. 17	A	W	53-52	Virginia
D. 20	H	W	100-80	Virginia Military
D. 28	A1	L	55-76	Texas Western (NR,14u)
D. 30	N1	L	71-73	Baylor
J. 4	A	W	87-61	Wake Forest
J. 8	H	L	75-81	Duke (NR,9)
J. 11	H	W	74-64	Erskine
J. 14	A	W	74-68	Furman
J. 25	A	L	56-67	South Carolina
F. 4	H	L	58-66	Furman
F. 6	A	W	^83-81	Georgia
F. 8	A	W	66-52	NC State
F. 14	N2	W	^97-90	North Carolina
F. 15	N2	L	^43-45	NC State
F. 21	H	L	73-75	Wake Forest
F. 25	H	W	63-50	South Carolina
F. 28	H	W	83-68	Maryland
F. 29	H	W	90-73	Virginia
M. 5	N3	W	81-67	Maryland
M. 6	N3	L	64-86	Wake Forest

N1 — Sun Bowl Carnival, El Paso, Texas; N2 — North-South Doubleheader, Charlotte, N.C.; N3 — ACC Tournament, Raleigh, N.C.; ^ denotes overtime

1964-65 (8-15 OVERALL, 4-10 ACC, 6TH)

D. 1	A	L	59-77	North Carolina
D. 5	H	W	72-60	Georgia
D. 7	H	W	90-75	The Citadel
D. 16	H	L	79-80	Duke (NR,6)
D. 22	A	L	75-93	Georgia
D. 28	N1	W	77-65	Auburn
D. 29	N1	L	59-68	Baylor
J. 5	H	W	80-66	Furman
J. 7	H	L	^65-67	Maryland
J. 9	H	W	99-72	Virginia
J. 12	A	L	81-106	Duke (NR,10)
J. 30	H	W	94-87	South Carolina
F. 1	A	L	75-82	Wake Forest
F. 3	A	L	78-93	Georgia Tech
F. 6	H	L	74-78	N.C.State (NR,18u)
F. 9	A	L	61-74	Furman
F. 13	A	W	72-67	South Carolina
F. 16	H	W	84-65	Wake Forest
F. 19	N2	L	61-62	NC State (NR,18u)

F. 20	N2	L	84-86	North Carolina
F. 26	A	L	71-88	Maryland
F. 27	A	L	67-69	Virginia
M. 4	N3	L	50-61	Maryland

N1 — Poinsettia Classic, Greenville, S.C.; N2 — North-South Doubleheader, Charlotte, N.C.; N3 — ACC Tournament, Raleigh, N.C.; ^ denotes overtime

1965-66 (15-10 OVERALL, 8-6 ACC, T-3RD)

D. 1	H	W	84-74	North Carolina
D. 4	A	L	68-83	Duke
D. 17	N1	W	76-62	Alabama
D. 18	A1	L	62-72	Virginia Tech
D. 29	N2	W	85-57	Mississippi
D. 30	N2	W	77-67	Manhattan
J. 3	A	L	48-57	South Carolina
J. 6	A	L	72-87	Georgia Tech
J. 11	H	L	85-87	Duke (NR,1)
J. 15	H	W	86-82	South Carolina
J. 18	A	W	70-61	The Citadel
J. 22	H	L	87-90	Virginia Tech
J. 28	H	W	70-69	Virginia
J. 29	H	W	71-66	Maryland
F. 1	A	W	72-71	Wake Forest
F. 3	H	W	107-72	Furman
F. 5	A	L	58-76	NC State
F. 10	A	W	98-86	Furman
F. 14	H	W	104-89	Wake Forest
F. 18	N3	L	66-70	North Carolina
F. 19	N3	W	^76-74	NC State
F. 22	H	W	106-90	Georgia Tech
F. 25	A	L	61-63	Virginia
F. 26	A	W	81-69	Maryland
M. 3	N4	L	52-60	South Carolina

N1 — VPI Invitational, Blacksburg, Va.; N2 — Poinsettia Classic, Greenville, S.C.; N3 — North-South Doubleheader, Charlotte, N.C.; N4 — ACC Tournament, Raleigh, N.C.; ^ denotes overtime

1966-67 (17-8 OVERALL, 9-5 ACC, 4TH)

D. 1	A	L	65-76	North Carolina
D. 3	H	W	102-85	The Citadel
D. 16	N1	W	^73-64	Miami (Fla.)
D. 17	A1	L	44-52	Tennessee
D. 29	N2	W	92-82	Louisiana State
D. 30	A2	W	83-66	Furman
J. 5	A	W	76-55	Georgia Tech
J. 7	A	W	80-68	South Carolina
J. 10	A	L	61-85	Duke
J. 12	A	W	69-68	Furman
J. 14	A	W	^102-88	Virginia
J. 16	A	L	48-68	Maryland
J. 19	A	W	82-67	Furman
J. 21	A	W	70-68	Virginia Tech
J. 24	H	L	77-88	Georgia Tech
J. 31	A	L	80-90	Wake Forest
F. 4	H	W	80-60	NC State
F. 7	H	W	73-57	South Carolina

F. 11	H	W	70-68	Wake Forest
F. 14	H	W	73-68	Duke (NR,14)
F. 17	N3	W	62-50	NC State
F. 18	N3	W	92-88	North Carolina (NR,4)
F. 25	H	W	65-61	Maryland
F. 27	H	L	71-73	Virginia
M. 9	N4	L	^61-63	Wake Forest

N1 — Volunteer Classic, Knoxville, Tenn.; N2 — Poinsettia Classic, Greenville, S.C.; N3 — North-South Doubleheader, Charlotte, N.C.; N4 — ACC Tournament, Greensboro, N.C.; ^ denotes overtime

1967-68 (4-20 OVERALL, 3-11 ACC, T-7TH)

D. 4	A	L	70-74	The Citadel
D. 29	N1	L	63-77	Hardin-Simmons
D. 30	A1	W	78-53	Furman
J. 4	H	L	68-70	Furman
J. 6	H	L	71-93	South Carolina
J. 9	A	L	79-101	Duke
J. 11	H	L	92-95	Virginia
J. 13	H	L	83-115	North Carolina (NR,3)
J. 15	H	W	^94-93	Maryland
J. 20	A	L	73-81	Virginia
J. 24	A	L	81-104	Louisiana State
J. 27	H	L	78-101	Virginia Tech
J. 30	H	W	70-67	Wake Forest
F. 1	A	L	64-99	Georgia Tech
F. 3	A	L	66-78	NC State
F. 7	A	L	74-89	South Carolina
F. 10	A	W	78-66	Wake Forest
F. 16	N2	L	74-96	North Carolina (NR,3)
F. 17	N2	L	67-69	NC State
F. 20	H	L	70-82	Duke (NR,8)
F. 22	A	L	64-66	Furman
F. 24	A	L	68-81	Maryland
F. 28	H	L	51-80	Georgia Tech
M. 7	N3	L	40-43	Duke (NR,6)

N1 — Poinsettia Classic, Greenville, S.C.; N2 — North-South Doubleheader, Charlotte, N.C.; N3 — ACC Tournament, Greensboro, N.C.; ^ denotes overtime

1968-69 (6-19 OVERALL, 2-12 ACC, T-7TH)

N. 30*	H	W	76-72	Georgia Tech
D. 7	H	L	85-86	Louisiana State
D. 16	A	L	69-90	North Carolina (NR,2)
D. 19	A	W	96-74	Alabama
D. 21	N1	L	72-92	Auburn
D. 28	A	L	70-96	Duke
J. 2	H	L	72-73	The Citadel
J. 4	A	L	62-77	South Carolina
J. 8	A	L	66-72	Georgia Tech
J. 11	A	L	75-82	Virginia
J. 13	A	L	78-83	Maryland
J. 16	H	W	91-70	Furman
J. 23	A	W	95-82	Furman
J. 25	A	L	75-86	Virginia Tech
F. 1	H	W	78-77	NC State

ALL-TIME RESULTS

F. 5	H	L	76-85	Duke
F. 7	H	L	67-70	Florida State
F. 10	H	L	79-106	South Carolina
F. 14	N2	L	74-84	NC State
F. 15	N2	L	81-107	North Carolina (NR,2)
F. 18	A	L	84-100	Wake Forest
F. 22	H	L	83-84	Maryland
F. 24	H	W	92-90	Virginia
F. 27	H	L	^104-112	Wake Forest
M. 6	N3	L	70-94	North Carolina (NR,4)
N1 — Birmingham, Ala.; N2 — North-South Doubleheader, Charlotte, N.C.; N3 — ACC Tournament, Charlotte, N.C.; ^ denotes overtime; * — first game in Littlejohn Coliseum				

1969-70 (7-19 OVERALL, 2-12 ACC, 8TH)

D. 4	H	L	60-61	Auburn
D. 17	H	W	104-95	Alabama
D. 20	N1	L	103-111	Louisiana State (NR,15)
D. 22	A2	L	82-90	Texas-El Paso
D. 23	N2	L	63-78	Texas A&M
J. 7	A	L	84-96	Georgia Tech
J. 10	H	W	104-87	Virginia
J. 12	H	L	68-75	Maryland
J. 15	H	L	91-96	North Carolina (NR,7)
J. 17	A	W	81-80	Furman
J. 19	H	W	88-78	Georgia Tech
J. 22	A	L	80-122	Florida State
J. 24	H	W	87-79	Virginia Tech
J. 26	H	L	76-97	South Carolina (NR,3)
J. 28	H	W	93-67	Furman
J. 31	A	L	87-119	NC State (NR,8)
F. 4	H	L	88-92	Duke
F. 7	A	L	52-99	South Carolina (NR,2)
F. 9	A	L	75-91	Duke
F. 13	N3	L	66-110	North Carolina (NR,10)
F. 14	N3	L	84-102	NC State (NR,5)
F. 18	A	L	71-97	Wake Forest
F. 21	A	L	79-94	Virginia
F. 23	A	L	85-103	Maryland
F. 28	H	W	105-95	Wake Forest
M. 5	N4	L	33-34	South Carolina (NR,3)
N1 — Charlotte, N.C.; A2,N2 — Sun Bowl Carnival, El Paso, Texas; N3 — North-South Doubleheader, Charlotte, N.C.; N4 — ACC Tournament, Charlotte, N.C.				

1970-71 (9-17 OVERALL, 3-11 ACC, 8TH)

D. 3	H	W	67-54	Furman
D. 5	H	W	61-46	Mercer
D. 18	A1	L	61-75	Vanderbilt
D. 19	N1	W	67-51	Southern Methodist
J. 2	A	L	53-81	South Carolina (NR,2)
J. 6	A	L	55-72	Georgia Tech
J. 9	A	L	56-66	Virginia
J. 11	A	L	52-56	Maryland
J. 14	A	L	72-92	North Carolina (NR,15)
J. 16	H	L	56-82	Duke
J. 18	H	W	59-50	NC State
J. 20	H	L	64-74	Georgia Tech
J. 23	A	L	66-76	Virginia Tech
J. 28	H	W	45-44	Virginia (NR,15)
J. 30	H	W	^91-87	Indiana State
F. 1	A	L	61-77	Furman
F. 6	H	L	44-47	South Carolina (NR,7)
F. 8	H	W	77-52	Rollins
F. 12	N2	L	^57-64	NC State
F. 13	N2	L	48-86	North Carolina (NR,11)
F. 16	A	L	57-74	Wake Forest
F. 20	H	W	56-53	Virginia Tech
F. 23	H	W	^51-45	Maryland
F. 26	H	L	54-64	Wake Forest
M. 2	A	L	60-70	Duke
M. 11	N3	L	41-76	North Carolina (NR,13)
A1,N1 — Music City Classic, Nashville, Tenn.; N2 — North-South Doubleheader, Charlotte, N.C.; N3 — ACC Tournament, Greensboro, N.C.; ^ denotes overtime				

1971-72 (10-16 OVERALL, 2-12 ACC, 7TH)

D. 4	N1	L	65-76	Davidson
D. 11	H	W	^72-66	Purdue
D. 18	A	W	^82-77	Indiana State
D. 21	A	L	64-93	Cincinnati
D. 29	N2	W	67-49	Holy Cross
D. 30	N2	W	77-67	Auburn
J. 5	A	W	66-57	Georgia Tech
J. 8	H	W	63-61	Maryland (NR,12)
J. 12	H	L	61-81	North Carolina (NR,3)
J. 15	A	L	69-71	Duke
J. 17	A	L	46-58	NC State
J. 19	H	W	74-72	Furman

J. 22	H	W	85-73	Virginia Tech
J. 29	H	W	83-70	Georgia Tech
J. 31	H	L	58-62	Virginia (NR,8)
F. 2	A	L	44-48	Virginia Tech
F. 5	H	L	58-62	South Carolina (NR,8)
F. 11	N3	L	50-73	North Carolina (NR,3)
F. 12	N3	L	59-74	NC State
F. 16	A	L	51-59	Wake Forest
F. 19	A	L	57-67	Maryland (NR,19)
F. 21	A	L	60-62	Virginia (NR,6)
F. 26	H	L	63-70	Wake Forest
M. 1	H	W	59-40	Duke
M. 4	A	L	64-77	South Carolina (NR,8)
M. 9	N4	L	52-54	Maryland (NR,13)
N1 — Charlotte, N.C.; N2 — Poinsettia Classic, Greenville, S.C.; N3 — North-South Doubleheader, Charlotte, N.C.; N4 — ACC Tournament, Greensboro, N.C.; ^ denotes overtime				

1972-73 (12-14 OVERALL, 4-8 ACC, T-4TH)

N. 28	H	W	86-77	Georgia Tech
D. 2	N1	L	59-65	Davidson
D. 6	A	L	69-83	Furman
D. 9	H	W	89-68	Presbyterian
D. 16	N2	L	60-63	Villanova
D. 22	H	W	70-63	Kent State
D. 28	N3	W	80-65	Pepperdine
D. 29	A3	L	59-70	Furman
J. 3	H	W	75-68	Niagara
J. 6	H	L	75-79	Maryland (NR,2)
J. 10	A	L	58-92	North Carolina (NR, 7)
J. 13	A	L	73-75	Duke
J. 17	A	L	59-87	St. John's (NR,17)
J. 20	H	L	76-86	NC State (NR,2)
J. 24	H	W	72-54	The Citadel
J. 27	H	W	64-63	Virginia
F. 3	A	W	74-57	Georgia Tech
F. 6	H	W	89-68	Stetson
F. 9	N4	L	61-68	NC State (NR,2)
F. 10	N4	L	69-84	North Carolina (NR, 6)
F. 14	H	W	86-61	Wake Forest
F. 17	A	L	66-69	Maryland (NR,10)
F. 19	A	W	^56-54	Virginia
F. 24	A	L	55-58	Wake Forest
F. 28	H	W	75-50	Duke
M. 8	N5	L	61-77	Maryland (NR,10)
N1 — Charlotte, N.C.; N2 — Philadelphia, Pa.; A3,N3 — Poinsettia Classic, Greenville, S.C.; N4 — North-South Doubleheader, Charlotte, N.C.; N5 — ACC Tournament, Greensboro, N.C.; ^ denotes overtime				

1973-74 (14-12 OVERALL, 3-9 ACC, T-5TH)

N. 30	H1	W	87-72	Auburn
D. 1	H1	W	68-58	Saint John's
D. 5	A	W	^81-80	Purdue
D. 7	N2	L	58-65	Florida State
D. 8	N2	W	71-66	Duquesne
D. 15	H	W	63-61	Georgia Tech
D. 18	H	L	70-74	Louisville (NR,8)
D. 28	N3	W	78-63	Delaware
D. 29	A3	W	75-67	Furman
J. 5	A	L	60-89	Maryland (NR,3)
J. 9	H	L	90-102	North Carolina (NR,5)
J. 12	A	L	68-96	NC State (NR,4)
J. 16	A	L	50-63	Duke
J. 19	A	L	65-74	Wake Forest

J. 23	H	W	58-54	Furman
J. 26	H	W	61-51	Virginia
J. 30	H	W	^62-58	The Citadel
F. 2	A	L	60-61	North Carolina (NR,4)
F. 6	H	W	73-65	East Tennessee St.
F. 13	H	W	74-73	Wake Forest
F. 16	H	L	54-56	Maryland (NR,6)
F. 20	A	L	68-81	Virginia
F. 23	H	L	75-80	NC State (NR,1)
F. 27	H	W	74-68	Duke
M. 2	A	W	71-58	Georgia Tech
M. 7	N4	L	63-68	Virginia
H1 — IPTAY Tournament; N2 — Steel Bowl Tournament, Pittsburgh, Pa.; N3 — Poinsettia Classic, Greenville, S.C.; N4 — ACC Tournament, Greensboro, N.C.; ^ denotes overtime				

1974-75 (17-11 OVERALL, 8-4 ACC, T-2ND)

Ranked 19th in final UPI Poll				
N. 29	H1	W	93-80	Mississippi
N. 30	H1	L	75-76	Pennsylvania (NR,14)
D. 4	H	W	82-69	Furman
D. 7	H	W	103-57	Appalachian State
D. 18	A	L	75-90	Louisville (NR,4)
D. 20	N2	L	63-67	La Salle
D. 21	A2	L	69-71	Dayton
D. 27	N3	W	63-59	Auburn
D. 28	A3	L	52-66	Minnesota
D. 31	A	W	92-73	Florida Southern
J. 4	H	W	86-68	Virginia
J. 9	A	L	72-74	North Carolina (NR,15)
J. 15	A	L	72-75	Duke
J. 18	H	W	80-77	Wake Forest
J. 22	H	W	83-82	Maryland (NR,3)
J. 25	A	W	74-64	Virginia
J. 29	H	W	106-75	The Citadel
F. 1	H	W	80-72	North Carolina (NR,10)
F. 4	A	L	89-92	NC State (15,6)
F. 12	A	W	71-54	W. Forest (18,NR)
F. 15	H	W	100-66	Duke (18,NR)
F. 19	A	W	85-69	Georgia Tech (16,NR)
F. 22	H	W	92-70	NC State (16,4)
F. 26	A	L	64-70	Maryland (11,2)
M. 1	H	W	93-59	Biscayne (11,NR)
M. 6	N4	W	78-76	Duke (14,NR)
M. 7	N4	L	^71-76	North Carolina (14,12)
M. 15	N5	L	86-91	Providence (14,NR)
H1 — IPTAY Tournament; A2,N2 — Dayton Invitational, Dayton, Ohio; A3,N3 — Pillsbury Classic, Minneapolis, Minn.; N4 — ACC Tournament, Greensboro, N.C.; N5 — NIT, New York, N.Y.; ^ denotes overtime				

1975-76 (18-10 OVERALL, 5-7 ACC, T-4TH)

N. 28	H1	W	78-64	Harvard
N. 29	N1	L	^81-87	Austin Peay
D. 3	A	W	^92-86	Furman
D. 6	H	W	93-49	Baptist
D. 13	H	W	103-64	Presbyterian
D. 16	A	W	59-54	Jacksonville
D. 19	N2	W	82-46	Middle Tennessee
D. 20	A2	L	66-77	Tennessee (NR,11)
D. 29	N3	W	80-60	Boston College
D. 30	N3	W	72-54	Davidson
J. 2	H	W	103-71	Biscayne
J. 7	H	L	64-83	North Carolina (NR,6)
J. 10	A	W	81-68	The Citadel
J. 14	H	W	^102-96	Duke

J. 17	A	W	86-81	Wake Forest (NR,5)
J. 21	A	W	82-77	Maryland (NR, 2)
J. 24	H	L	62-69	Virginia
J. 28	H	W	89-65	Furman
J. 31	A	L	64-79	North Carolina (NR,4)
F. 3	A	L	89-92	NC State (NR,10)
F. 11	H	L	77-84	Wake Forest
F. 14	H	L	89-98	Maryland (NR,4)
F. 18	A	L	77-90	Virginia
F. 21	H	W	103-90	NC State (NR,12)
F. 25	A	W	90-89	Duke
F. 28	H	W	122-79	Florida Southern
M. 4	N4	W	76-63	Wake Forest
M. 5	N4	L	74-82	North Carolina (NR,4)
H1 — IPTAY Tournament; A2,N2 — Volunteer Classic, Knoxville, Tenn.; N3 — Charlotte Invitational, Charlotte, N.C.; N4 — ACC Tournament, Landover, Md.; ^ denotes overtime				

1976-77 (22-6 OVERALL, 8-4 ACC, T-2ND)

N. 26	H	W	104-50	Yale
N. 27	H1	W	108-92	Florida State
D. 1	H	W	110-72	Furman
D. 4	H	W	110-55	Georgia Southern
D. 11	H	W	133-78	Tennessee Tech (16,NR)
D. 14	H	W	98-67	Buffalo (13,NR)
D. 16	N2	W	94-42	Biscayne (13,NR)
D. 18	A	W	78-64	Stetson (13,NR)
D. 27	A3	L	49-67	Marquette (11,6)
D. 28	N3	W	128-76	Boston College (11,NR)
J. 5	N4	L	63-91	North Carolina (16,6)
J. 8	H	W	98-69	Georgia Tech (16,NR)
J. 12	A	W	^80-73	Duke (17,NR)
J. 15	H	L	82-84	Wake Forest (17,7)
J. 19	H	W	93-71	Maryland (NR,13)
J. 22	A	W	63-54	Virginia
J. 26	A	W	94-86	Furman (19,NR)
J. 29	H	W	93-73	North Carolina (19,4)
F. 1	H	W	60-59	NC State (16,NR)
F. 3	H	W	77-55	Cleveland State (16,NR)
F. 8	A	W	70-66	Wake Forest (15,4)
F. 12	A	L	78-84	Maryland (15,NR)
F. 16	H	L	65-71	Virginia (18,NR)
F. 19	A	W	68-66	NC State (18,NR)
F. 23	H	W	67-63	Duke (18,NR)
F. 26	H	W	120-56	Roanoke (19,NR)
M. 3	N5	W	82-74	Duke (18,NR)
M. 4	N5	L	60-72	Virginia (18,NR)
H1 — IPTAY Tournament; N2 — Miami, Fla.; N3 — Dairyland Classic, Milwaukee, Wis.; N4 — Greensboro, N.C.; N5 — ACC Tournament, Greensboro, N.C.; ^ denotes overtime				

1977-78 (15-12 OVERALL, 3-9 ACC, T-6TH)

N. 25	H1	W	125-62	Texas Christian
N. 26	H1	W	82-75	Rhode Island
N. 30	A	W	101-83	Furman
D. 3	H	W	99-65	The Citadel
D. 7	H	W	98-58	American
D. 10	A	L	66-72	South Carolina
D. 17	H	W	93-88	Appalachian State
D. 20	N2	W	82-58	Catholic
D. 21	N2	W	94-61	Canisius
D. 30	N3	W	100-55	Boston University
J. 4	H	L	^77-79	North Carolina (NR,2)
J. 7	H	W	79-58	South Carolina
J. 11	H	L	85-107	Duke

ALL-TIME RESULTS

J. 16	A	L	75-90	Maryland
J. 21	H	W	^79-70	Virginia (NR,13)
J. 25	H	L	68-87	Furman
J. 28	A	L	64-98	North Carolina (NR,3)
J. 31	A	L	69-73	NC State
F. 4	H	W	85-65	Stetson
F. 8	H	W	91-81	Wake Forest (NR,14)
F. 11	H	L	75-80	Maryland
F. 15	A	W	63-55	Virginia (NR,17)
F. 18	H	L	65-72	NC State
F. 22	A	L	62-78	Duke (NR,13)
F. 25	H	W	91-47	Biscayne
M. 1	N5	L	72-83	Duke (NR,15)
N1 — IPTAY Tournament; N2 — Charleston, S.C.; N3 — Jacksonville, S.C.; N4 — Greensboro, N.C.; N5 — ACC Tournament, Greensboro, N.C.; ^ denotes overtime				

1978-79 (19-10 OVERALL, 5-7 ACC, 5TH)

N. 24	H	W	108-67	Catholic
N. 27	H	W	106-74	Furman
D. 1	H1	W	73-57	Brown
D. 2	H1	W	72-52	Kent State
D. 6	A	W	70-65	South Carolina
D. 9	H	W	71-58	The Citadel
D. 16	H	W	71-56	Western Carolina
D. 28	A2	W	68-57	Texas-El Paso
D. 29	N2	W	58-57	Texas Tech
J. 3	N3	L	68-90	North Carolina (NR,3)
J. 6	A	L	56-58	The Citadel
J. 10	A	L	54-73	Duke (NR,7)
J. 13	H	W	^71-66	Wake Forest
J. 17	H	L	63-77	Maryland (NR,19)
J. 20	A	L	54-61	Virginia
J. 24	A	W	64-58	Furman
J. 27	H	W	66-61	North Carolina (NR,2)
J. 30	H	W	85-72	NC State (NR,20)
F. 1	H	W	110-73	Colgate
F. 3	H	W	74-64	South Carolina
F. 7	N3	W	85-74	Wake Forest
F. 10	A	L	69-77	Maryland (NR,19)
F. 14	H	L	68-72	Virginia
F. 17	A	L	58-83	NC State
F. 21	H	W	70-49	Duke (NR,6)
F. 24	H	W	81-47	Buffalo State
M. 1	N4	L	67-75	Maryland
M. 7	A5	W	^68-67	Kentucky
M. 12	H6	L	^59-61	Old Dominion
H1 — IPTAY Tournament; A2,N2 — Sun Bowl Carnival, El Paso, Texas; N3 — Greensboro, N.C.; N4 — ACC Tournament, Greensboro, N.C.; A5 — NIT, Lexington, Ky.; H6 — NIT; ^ denotes overtime				

1979-80 (23-9 OVERALL, 8-6 ACC, 4TH)

N. 30	H1	W	90-72	Siena
D. 1	H1	W	94-61	Middle Tennessee
D. 5	H	W	93-73	South Carolina
D. 8	H	W	93-59	Baptist
D. 15	H	W	98-73	Rider
D. 17	H	W	113-74	Georgia Southern
D. 27	N2	W	79-68	Texas Tech
D. 28	N2	W	85-65	UNC-Charlotte
D. 29	N2	L	67-72	Oregon State (NR,18)
J. 2	H	W	93-76	North Carolina (NR,6)
J. 5	A	W	56-48	Georgia Tech
J. 9	H	W	^87-82	Duke (18,1)
J. 12	A	L	83-86	Wake Forest (18,NR)
J. 16	A	L	83-84	Maryland (17,NR)
J. 19	H	W	88-68	Virginia (17, 12)
J. 23	H	W	85-67	Furman (12,NR)
J. 26	A	L	70-73	North Carolina (12,13)
J. 29	A	L	67-80	NC State (16,NR)
J. 31	H	W	76-52	Georgia Tech (16,NR)
F. 2	A	W	61-60	South Carolina (16,NR)
F. 6	H	W	86-69	Wake Forest (16,NR)
F. 9	H	W	90-81	Maryland (16,7)
F. 13	A	L	87-89	Virginia (10,NR)
F. 16	H	W	78-70	NC State (10,20u)
F. 20	A	L	^82-87	Duke (12,17)
F. 22	H	W	38-27	UNC-Asheville (12,NR)
F. 28	N3	W	57-49	Virginia (17,NR)
F. 29	N3	L	85-91	Maryland (17,7)
M. 6	N4	W	76-73	Utah State
M. 8	N4	W	71-66	Brigham Young (NR,12)
M. 12	N5	W	74-66	Lamar
M. 15	N5	L	74-85	UCLA
H1 — IPTAY Tournament; N2 — Far West Classic, Portland, Ore.; N3 — ACC Tournament, Greensboro, N.C.; N4 — NCAA West Regional, Ogden, Utah; N5 — NCAA West Regional, Tucson, Ariz.; ^ denotes overtime				

1980-81 (20-11 OVERALL, 6-8 ACC, T-5TH)


N. 28	N1	W	82-64	Cornell
N. 29	H1	W	99-71	Fairfield
D. 3	H	W	102-59	Samford
D. 6	A	W	82-69	South Carolina
D. 13	H	W	108-41	Illinois Tech
D. 16	H	W	124-70	West Virginia Tech
D. 19	N2	W	67-56	Illinois State
D. 20	A2	L	67-68	Marquette
D. 28	N3	W	^50-49	Louisiana Tech
D. 29	N3	W	58-57	Indiana (NR,15)
D. 30	A3	W	^75-71	Hawaii
J. 3	H	W	76-68	NC State
J. 7	A1	W	65-54	Georgia Tech (20,NR)
J. 10	A	L	71-73	Wake Forest (20,6)
J. 14	H	W	82-58	The Citadel (19,NR)
J. 17	H	L	^62-68	Maryland (19,10)
J. 19	H	L	59-74	Virginia (19,2)
J. 21	H	W	72-48	Georgia Tech (19,NR)
J. 24	A	L	57-75	Duke (19,NR)
J. 28	H	L	47-61	North Carolina (NR,12)
J. 31	A	W	69-67	Furman
F. 4	A	W	82-76	NC State
F. 8	H	W	115-91	South Carolina
F. 12	A	L	70-72	Maryland (NR,19)
F. 14	A	L	58-73	Virginia (NR,1)
F. 18	H	W	81-71	Wake Forest (NR,11)
F. 21	A	L	61-75	North Carolina (NR,13)
F. 25	H	W	^54-52	Duke
F. 28	H	W	91-69	Baltimore
M. 5	N4	L	71-80	Wake Forest (NR,11)
M. 12	H5	L	82-90	Temple
H1 — IPTAY Tournament; A1 — Omni; N2 — Milwaukee Classic, Milwaukee, Wis.; N3 — Rainbow Classic, Honolulu, Hawaii; N4 — ACC Tournament, Landover, Md.; H5 — NIT; ^ denotes overtime				

1981-82 (14-14 OVERALL, 4-10 ACC, T-6TH)

N. 27	H1	W	109-91	Bowling Green
N. 28	H1	W	79-72	Stetson
D. 2	H	W	102-53	Austin Peay State
D. 5	H	W	61-60	Arkansas-Little Rock
D. 12	H	W	67-65	South Carolina
D. 14	H	W	96-56	West Chester State
D. 18	N2	L	68-80	Iowa (NR,6)
D. 19	N2	W	59-32	Mississippi State
J. 2	A	L	59-75	NC State (NR,20)
J. 6	A	W	62-57	Georgia Tech
J. 9	H	L	54-68	Wake Forest
J. 16	A	L	57-62	Maryland
J. 17	A	L	68-89	Virginia (NR,3)
J. 20	H	W	55-49	Georgia Tech
J. 23	H	L	44-50	Duke
J. 27	A	L	72-77	North Carolina (NR,2)
J. 30	A	W	88-56	The Citadel
F. 3	H	W	65-54	NC State
F. 6	A	L	86-94	South Carolina
F. 10	A	L	76-94	Wake Forest (NR,16)
F. 13	H	L	54-56	Virginia (NR,1)
F. 15	H	W	79-62	Furman
F. 17	H	W	75-66	Maryland
F. 20	H	L	49-55	North Carolina (NR,2)
F. 24	A	L	^72-73	Duke
F. 27	H	W	91-70	Maryland-Eastern Shore
M. 5	N3	L	54-56	Virginia (NR,3)
M. 12	H4	L	49-53	Mississippi
H1 — IPTAY Tournament; N2 — Kettle Classic, Houston, Texas; N3 — ACC Tournament, Greensboro, N.C.; H4 — NIT; ^ denotes overtime				

1982-83 (11-20 OVERALL, 2-12 ACC, 8TH)

N. 26	N1	W	^82-79	Texas A&M
N. 27	N1	L	63-72	Vanderbilt
N. 28	N1	L	66-76	Washington
D. 3	H2	W	85-73	Bucknell
D. 4	H2	L	58-60	Southern Miss
D. 6	H	W	63-56	The Citadel
D. 11	H	W	95-69	Presbyterian
D. 15	H	W	76-59	Campbell
D. 18	H	L	72-75	Vanderbilt
D. 28	N3	L	54-60	Kansas State
D. 29	N3	L	59-69	Texas-El Paso
J. 4	A	W	51-50	Furman
J. 7	H	L	70-76	NC State (NR,16)
J. 11	A	L	66-71	Georgia Tech
J. 15	A	L	76-89	Wake Forest
J. 19	H	L	61-80	Maryland
J. 22	A	L	87-105	Virginia (NR,7)
J. 24	H	W	58-56	Georgia Tech
J. 27	A	L	77-94	South Carolina



JOHN "MOOSE" CAMPBELL
AVERAGED 10.9 POINTS PER
GAME ON CLEMSON'S 1980
NCAA ELITE EIGHT TEAM.

J. 29	A	L	96-99	Duke
F. 2	H	L	81-84	North Carolina (NR,1)
F. 5	H	W	81-60	Baptist
F. 9	A	L	83-90	NC State
F. 12	H	W	86-81	South Carolina
F. 16	H	L	82-86	Wake Forest
F. 19	A	L	88-92	Maryland
F. 23	H	L	^83-85	Virginia (NR,3)
F. 27	A	L	80-93	North Carolina (NR,11)
M. 2	H	W	93-86	Duke
M. 5	H	W	92-88	Illinois-Chicago
M. 11	N4	L	79-105	North Carolina (NR,5)
N1 — Great Alaskan Shootout, Anchorage; H2 — IPTAY Tournament; N3 — Sun Bowl Tournament, El Paso, Texas; N4 — ACC Tournament, Atlanta, Ga.; ^ denotes overtime				

1983-84 (14-14 OVERALL, 3-11 ACC, 8TH)

N. 26	H	W	105-55	Wagner
N. 26	H1	W	^66-61	Marquette
N. 30	H1	W	71-67	Furman
D. 3	H	W	72-71	South Carolina
D. 10	H	W	92-70	The Citadel
D. 17	A	W	70-62	Vanderbilt
D. 19	H	W	102-52	Baylor
D. 28	A	L	55-69	Nevada-Las Vegas
D. 30	N1	L	61-63	Marshall
J. 4	H	W	97-63	Saint Francis
J. 9	H	W	63-61	NC State (NR,12)
J. 11	H	W	79-69	Georgia Tech
J. 14	H	W	71-59	Baptist
J. 17	A	L	72-85	Maryland (NR,7)
J. 21	H	L	73-74	Virginia
J. 26	A	L	52-59	Georgia Tech
J. 28	H	L	65-67	Duke
F. 1	A2	L	75-97	North Carolina (NR,1)
F. 4	H	L	^72-76	Wake Forest (NR,15)
F. 8	A	L	59-69	NC State
F. 11	A	W	61-59	South Carolina
F. 15	A2	L	57-68	Wake Forest (NR,13)
F. 18	H	L	^65-66	Maryland (NR,17u)
F. 21	A	L	70-77	Virginia
F. 26	H	L	71-82	North Carolina (NR,1)
F. 29	A	W	77-76	Duke (NR,15)
M. 3	H	W	62-52	Campbell
M. 9	N2	L	66-78	North Carolina (NR,1)
H1 — IPTAY Tournament; N1 — Las Vegas, Nev.; A2,N2 — Greenboro; ^ denotes overtime				

1984-85 (16-13 OVERALL, 5-9 ACC, T-6TH)

N. 26	H	L	^67-68	Tennessee Tech
N. 30	H1	W	90-55	Campbell
D. 1	H1	W	79-69	South Alabama
D. 5	A	L	66-71	South Carolina
D. 8	H	W	89-62	Augusta

D. 15	H	W	81-75	Middle Tennessee
D. 19	A	W	^55-53	Furman
D. 28	N2	W	86-72	Massachusetts
D. 29	A2	W	81-74	Vanderbilt
J. 2	H	W	84-77	Appalachian State
J. 8	A	W	90-81	Georgia Tech (NR,8)
J. 10	H	L	68-71	NC State
J. 12	A	L	61-83	Wake Forest
J. 16	A	L	84-94	Maryland
J. 19	H	W	82-62	Virginia
J. 23	H	L	59-64	Georgia Tech (NR,16)
J. 26	H	L	83-100	Duke (NR,5)
J. 30	H	W	52-50	North Carolina (NR,11)
F. 2	H	W	96-65	Delaware State
F. 6	A	L	57-69	NC State
F. 9	H	W	98-81	South Carolina
F. 13	H	W	80-65	Wake Forest
F. 17	H	W	71-64	Maryland (NR,10)
F. 20	A	L	66-69	Virginia
F. 23	A	L	50-84	North Carolina (NR,13)
F. 27	A	L	73-90	Duke (NR,6)
M. 2	H	W	100-55	Winthrop
M. 8	N3	L	63-70	NC State (NR,18)
M. 15	%A	L	65-67	UT-Chattanooga
H1 — IPTAY Tournament; N2 — Music City Tournament, Nashville, Tenn.; N3 — ACC Tournament, Atlanta, Ga.; % — NIT; ^ denotes overtime				

1985-86 (19-15 OVERALL, 3-11 ACC, 7TH)

N. 25	H	W	83-57	Maryland-Eastern Shore
N. 29	H1	W	92-67	East Tennessee St.
N. 30	H1	W	70-60	South Florida
D. 2	H	W	101-63	Rider
D. 4	H	W	79-36	Morgan State
D. 7	H	W	^73-66	South Carolina
D. 14	H	W	87-60	Bethune-Cookman
D. 16	H	W	89-63	Baptist
D. 18	H	W	100-60	Georgia State
D. 21	A	W	65-64	Texas Tech
D. 28	N1	W	81-76	Bradley
D. 29	N1	L	64-69	Missouri
D. 30	N1	W	69-62	Seton Hall
J. 6	H	W	91-64	Wake Forest
J. 11	H	L	81-83	Virginia
J. 13	A	L	57-60	NC State
J. 15	H	L	71-83	Georgia Tech (NR,5)
J. 23	A	L	64-65	South Carolina
J. 25	A	W	46-43	Wake Forest
J. 29	A	L	78-89	Duke (NR,5)
F. 1	A	L	67-85	North Carolina (NR,1)
F. 5	H	L	^69-73	NC State (NR,19u)
F. 8	A	L	69-78	Maryland
F. 12	H	L	64-79	North Carolina (NR,1)
F. 13	H	W	96-52	Florida A&M

ALL-TIME RESULTS

F. 15	H	W	70-60	Maryland
F. 17	H	W	75-57	Furman
F. 22	A	L	69-82	Virginia
F. 26	H	L	69-77	Duke (NR,1)
M. 2	A	L	63-74	Georgia Tech (NR,4)
M. 7	N2	L	61-79	Georgia Tech (NR,6)
M. 13	%H	W	99-81	Middle Tennessee
M. 17	%A	W	77-65	Georgia
M. 20	%A	L	57-62	Wyoming
H1 — IPTAY Tournament; N1 — Rainbow Classic; N2 — ACC Tournament, Greensboro, N.C.; % — NIT, ^ denotes overtime				

1986-87 (25-6 OVERALL, 10-4 ACC, 2ND)

Ranked 13th by AP, 15th by UPI

N. 28	H1	W	108-91	Georgia State
N. 29	H1	W	92-77	Boston University
D. 3	H	W	89-58	UNC-Asheville
D. 6	H	W	86-72	Texas Tech
D. 14	A	W	71-65	South Carolina
D. 16	H	W	103-45	Prairie View A&M
D. 17	H	W	112-39	Armstrong State
D. 29	N1	W	95-42	Delaware State
D. 30	A1	W	76-44	Arkansas-Little Rock
J. 2	N2	W	90-86	Fordham
J. 3	A2	W	93-74	Hawaii Pacific
J. 7	H	W	73-69	NC State (20,18)
J. 10	A	W	^91-88	Wake Forest (20,NR)
J. 12	H	W	108-55	Fla. International (12,NR)
J. 14	H	W	94-77	Furman (12,NR)
J. 17	H	W	72-64	Maryland (12,NR)
J. 20	A	W	67-66	Georgia Tech (10,NR)
J. 24	H	L	^103-105	Duke (10,12)
J. 26	H	W	96-69	Winthrop (14,NR)
J. 28	H	L	99-108	North Carolina (14,1)
J. 31	H	W	89-83	Virginia (14,NR)
F. 4	A	W	80-79	Maryland (12,NR)
F. 7	H	W	74-52	South Carolina (12,NR)
F. 11	A	W	78-75	NC State (12,NR)
F. 14	A	W	^94-90	Virginia (12,NR)
F. 18	H	W	87-71	Wake Forest (10,NR)
F. 21	A	L	80-96	North Carolina (10,3)
F. 25	H	W	88-77	Georgia Tech (13,NR)
F. 28	A	L	59-65	Duke (13,17)
M. 6	N3	L	62-69	Wake Forest (13,NR)
M. 13	N4	L	60-65	SW Missouri St. (13,NR)

H1 — IPTAY Tournament; N1 — TCBY Arkansas-Little Rock Classic; N2 — Hawaii Pacific Tournament; N3 — ACC Tournament, Landover, Md.; N4 — NCAA Southeast Regional, Atlanta, Ga.; ^ denotes overtime				
---	--	--	--	--

1987-88 (14-15 OVERALL, 4-10 ACC, 7TH)

N. 27	N1	W	69-54	Oregon State
N. 30	H	W	81-60	Baptist
D. 2	H	W	71-61	Towson State
D. 5	H	W	103-68	Mercer
D. 12	H	W	76-57	Coastal Carolina
D. 15	H	L	85-88	Southern Miss
D. 16	H	W	91-45	Augusta
D. 28	N2	L	88-93	Michigan (NR,11)
D. 29	N2	W	98-47	Fla. International
J. 6	A	L	61-70	NC State
J. 9	A	L	53-68	Maryland
J. 10	A	L	75-77	Virginia
J. 13	H	W	83-48	Rider
J. 16	H	W	75-62	Wake Forest
J. 20	H	W	76-65	Furman
J. 23	H	W	69-65	South Carolina
J. 26	A	L	76-85	Georgia Tech
F. 1	A	L	63-101	Duke (NR, 5)
F. 4	H	L	64-88	North Carolina (NR,8)
F. 6	A	L	63-75	South Carolina
F. 10	H	L	66-70	Maryland
F. 18	H	L	63-88	NC State
F. 21	H	W	65-62	Virginia
F. 24	A3	L	73-79	Wake Forest
F. 28	A	L	52-88	North Carolina (NR,9)
M. 2	H	W	79-77	Duke (NR,9)
M. 5	H	W	^97-94	Georgia Tech (NR,13)
M. 11	N3	L	72-79	NC State (NR,11)
M. 18	A4	L	69-74	Southern Miss
N1 — Taiwan; N2 — South Florida Invitational; N3 — ACC Tournament, Greensboro, N.C.; A4 — NIT; ^ denotes overtime				

1988-89 (19-11 OVERALL, 7-7 ACC, 6TH)

N. 28	H	W	96-82	The Citadel
D. 1	A	W	79-64	Furman
D. 3	A	L	70-90	South Carolina
D. 10	H	W	79-36	Wagner
D. 13	H	W	93-70	S.C. State

D. 17	A	W	77-63	Hofstra
D. 27	N1	W	81-77	Middle Tennessee
D. 29	A1	W	74-61	Oregon
D. 30	A1	L	58-72	Oregon State
J. 5	H	L	65-73	NC State (NR,16)
J. 7	H	W	75-58	Maryland
J. 11	H	W	88-70	Virginia
J. 14	A	W	75-71	Wake Forest
J. 18	H	W	104-74	Youngstown State
J. 21	H	W	77-60	Western Carolina
J. 25	A	L	74-75	Georgia Tech (NR,22)
J. 29	A	L	62-92	Duke (NR,8)
F. 1	H	W	85-82	North Carolina (NR,8)
F. 4	H	W	78-65	South Carolina
F. 7	A	L	87-98	Maryland
F. 11	H	W	96-71	Liberty
F. 15	A	L	75-90	NC State (NR,19)
F. 18	A	L	83-85	Virginia
F. 22	H	W	94-83	Wake Forest
F. 25	A	L	86-100	North Carolina (NR,5)
M. 1	H	W	79-74	Duke (NR,9)
M. 4	H	W	^81-79	Georgia Tech (NR,25)
M. 10	N2	L	73-90	Virginia
M. 16	N3	W	83-70	Saint Mary's (NR,22)
M. 18	N3	L	68-94	Arizona (NR,1)
N1 — Far West Classic; N2 — ACC Tournament, Atlanta, Ga.; N3 — NCAA West Regional, Boise, Idaho; ^ denotes overtime				

1989-90 (24-8 OVERALL, 10-4 ACC, 1ST)

Ranked 17th by AP and UPI,
13th by USA Today

N. 24	A1	W	87-73	American-PR
N. 25	N1	W	74-61	Stetson
N. 26	N1	L	48-57	Alabama
N. 28	A	W	71-54	The Citadel
D. 6	N2	W	72-71	Providence
D. 9	H	W	114-76	Radford
D. 18	A#	W	104-79	UNC-Charlotte
D. 27	N3	L	71-73	Villanova
D. 28	N3	W	85-65	Niagara
J. 2	A	L	77-79	NC State (NR,18)
J. 6	H	W	82-77	Maryland
J. 9	A	W	76-70	Virginia
J. 11	H	W	78-54	UNC-Asheville
J. 13	H	W	76-57	Wake Forest
J. 15	H	W	117-59	Georgia State
J. 17	H	W	97-61	Western Carolina
J. 20	H	W	91-58	Hofstra
J. 25	H	W	91-90	Georgia Tech (NR,13)
J. 27	A	L	60-83	North Carolina
J. 31	A	L	80-94	Duke (NR,5)
F. 3	H	W	83-65	South Carolina
F. 7	A	W	75-73	Maryland
F. 10	H	W	74-63	Virginia
F. 12	H	W	89-81	NC State
F. 14	H	W	85-74	Furman
F. 21	A	W	89-75	Wake Forest
F. 24	H	W	69-61	North Carolina (23,NR)
F. 28	H	W	97-93	Duke (20,5)
M. 3	A	L	69-85	Georgia Tech (20,11)
M. 5	A	L	53-54	South Carolina (17,NR)
M. 9	N4	W	79-70	Wake Forest (17,NR)
M. 10	N4	L	66-69	Virginia (17,NR)
M. 15	N5	W	*49-47	Brigham Young (17,NR)
M. 17	N5	W	*79-75	La Salle (17,12)
M. 22	N6	L	*70-71	Connecticut (17,3)
N1 — San Juan Shootout, San Juan, Puerto Rico; N2 — ACC-Big East Challenge, Greensboro Coliseum; # — Charlotte Coliseum; N3 — Texaco Star Classic, San Diego, Calif.; N4 — ACC Tournament, Charlotte, N.C.; N5 — NCAA Eastern Regional, Hartford, Conn.; N6 — NCAA Eastern Regional, East Rutherford, N.J.; * — NCAA participation vacated				

1990-91 (11-17 OVERALL, 2-12 ACC, 8TH)

N. 24	H	W	90-73	Maryland-BC
N. 26	H	W	96-56	Samford
N. 28	H	W	91-77	The Citadel
D. 2	H	W	68-66	Furman
D. 4	N1	L	62-78	Seton Hall
D. 8	H	W	75-68	Wisconsin-Green Bay
D. 15	H	L	100-108	UNC-Charlotte
D. 17	H	W	103-83	S.C. State
D. 20	N2	W	71-70	Coppin State
D. 21	N2	W	99-89	Florida Atlantic
J. 2	A	L	70-74	NC State
J. 5	A	L	65-81	Maryland
J. 8	H	L	78-82	Virginia (NR,13)
J. 12	H	L	^88-93	Wake Forest
J. 16	H	W	103-82	Western Carolina

J. 19	H	L	52-71	Temple
J. 24	A	L	68-89	Georgia Tech (NR,25)
J. 26	H	L	70-99	Duke (NR,7)
J. 31	H	L	77-90	North Carolina (NR,9)
F. 2	A	L	53-58	South Carolina
F. 6	H	W	73-69	Maryland
F. 10	H	L	62-72	NC State
F. 16	A	L	47-57	Virginia
F. 23	A	L	57-73	North Carolina (NR,6)
F. 24	A	L	55-81	Wake Forest
F. 27	A	L	62-79	Duke (NR,8)
M. 2	H	W	69-62	Georgia Tech (NR,24)
M. 8	N3	L	59-67	North Carolina (NR,7)
N1 — ACC-Big East Challenge, Syracuse, N.Y.; N2 — Florida International Tournament, Miami, Fla.; N3 — Charlotte Coliseum; ^ denotes overtime				

1991-92 (14-14 OVERALL, 4-12 ACC, 9TH)

N. 30	H	W	114-69	Morehead State
D. 2	H	W	96-76	Oral Roberts
D. 7	H	W	87-67	Charleston Southern
D. 14	H	W	85-60	Tennessee State
D. 16	H	W	87-83	Furman
D. 28	N1	L	87-95	Texas
D. 29	N1	W	63-60	Northern Iowa
J. 4	H	L	58-73	Wake Forest (NR,20)
J. 9	A	L	69-103	North Carolina (NR,8)
J. 11	H	W	94-54	UNC-Asheville
J. 13	H	W	79-59	Wofford
J. 18	H	L	75-78	NC State
J. 22	H	W	51-48	Virginia
J. 25	A	L	71-84	Maryland
J. 27	A	L	73-112	Duke (NR,1)
J. 29	A	W	81-71	Western Carolina
F. 1	H	W	55-52	South Carolina
F. 5	H	W	^95-78	Georgia Tech (NR,24)
F. 8	A	L	90-102	Florida State (NR,23)
F. 12	A	L	48-60	Wake Forest
F. 15	H	L	72-80	North Carolina (NR,4)
F. 18	H	W	68-67	Florida State (NR,16)
F. 22	H	W	82-70	Maryland
F. 26	A	L	61-63	NC State
F. 29	A	L	49-69	Virginia
M. 4	H	L	97-98	Duke (NR,1)
M. 8	A	L	82-101	Georgia Tech
M. 12	N2	L	75-81	Maryland
N1 — Sun Bowl Carnival, El Paso, Texas; N2 — ACC Tournament, Charlotte, N.C.				

1992-93 (17-13 OVERALL, 5-11 ACC, 7TH)


D. 2	H	W	93-68	Liberty
D. 5	H	W	89-70	Howard
D. 12	H	W	88-62	UNC-Greensboro
D. 17	A	W	82-59	Furman
D. 19	H	W	76-54	The Citadel

D. 21	H	W	93-77	Davidson
D. 28	N1	W	91-73	Appalachian State
D. 30	H	W	87-69	Mercer
J. 3	H	W	80-72	Furman
J. 6	A	L	67-110	Duke (NR,1)
J. 13	A	L	82-100	Virginia (NR,14)
J. 16	H	L	72-82	North Carolina (NR,5)
J. 20	H	L	71-89	Florida State (NR,22*)
J. 24	A	L	56-74	Wake Forest
J. 26	H	W	82-72	Maryland
J. 31	A	L	70-72	NC State
F. 4	A	W	83-80	Georgia Tech (NR,22)
F. 6	A	W	^89-84	South Carolina
F. 8	H	L	84-93	Duke (NR,3)
F. 13	H	L	78-83	Virginia (NR,24)
F. 17	A	L	67-80	North Carolina (NR,3)
F. 20	A	L	92-102	Florida State (NR,9)
F. 24	H	W	76-74	Wake Forest (NR,12)
F. 27	A	W	81-73	Maryland
M. 3	H	W	92-82	NC State
M. 7	H	L	59-66	Georgia Tech
M. 12	N1	W	87-75	Florida State (NR,10)
M. 13	N1	L	61-69	Georgia Tech
M. 18	H!	W	84-72	Auburn
M. 22	A!	L	64-65	UAB
N1 — Charlotte, N.C.; ! — NIT; ^ denotes overtime; * — CNN ranking				

1993-94 (18-16 OVERALL, 6-10 ACC, T-7TH)

N. 29	H	W	86-55	Texas-Arlington
D. 1	A	W	120-103	Charleston Southern
D. 4	H	W	85-70	Furman
D. 15	A	L	54-73	Minnesota (NR,15)
D. 18	H	W	76-64	The Citadel
D. 19	A2	L	79-82	Davidson
D. 27	N1	L	80-81	Evansville
D. 29	N1	W	72-48	Army
D. 30	N1	W	68-65	Oklahoma St. (NR,20)
J. 5	H	L	65-71	Duke (NR,3)
J. 8	H	W	67-63	UNC-Charlotte
J. 10	A	W	88-71	Mercer
J. 12	H	L	57-64	Virginia
J. 15	A	L	62-106	North Carolina (NR,1)
J. 19	A	L	57-60	Florida State
J. 22	H	W	75-68	Wake Forest
J. 24	H	W	66-56	Appalachian State
J. 26	A	L	53-73	Maryland (NR,18)
J. 29	H	W	95-73	NC State
F. 2	H	W	88-69	Georgia Tech
F. 5	A	L	74-78	Duke (NR,1)
F. 9	H	L	88-91	South Carolina
F. 12	A	L	44-52	Virginia
F. 17	H	W	77-69	North Carolina (NR,2)
F. 19	H	L	71-79	Florida State
F. 22	A	L	69-80	Wake Forest
F. 26	H	W	73-67	Maryland

ALL-TIME RESULTS



THE 1996-97 TIGERS

M. 2 A W 82-63 NC State
M. 5 A L 79-90 Georgia Tech
M. 10 N2 W 76-63 NC State
M. 11 N2 L 64-77 Duke (NR,5)
M. 17 H1 W *96-85 Southern Miss
M. 21 A1 W *96-79 West Virginia
M. 23 A2 L *74-89 Vanderbilt
N1 — Rainbow Classic, Honolulu, Hawaii; N2 — ACC Tournament, Charlotte, N.C.; H1, A1 — NIT

1994-95 (15-13 OVERALL, 5-11 ACC, T-6TH)

N. 29 H W 96-66 Charleston Southern
D. 3 H W 98-71 Winthrop
D. 5 H W 70-51 Mercer
D. 8 A W 83-59 South Carolina
D. 10 N1 W 81-66 Appalachian State
D. 18 H W 77-66 The Citadel
D. 20 H W 75-55 Miami (Fla.)
D. 29 H W 60-40 Morgan State
J. 4 A W 75-70 Duke (NR,9)
J. 7 H W 66-41 Texas A&M
J. 11 A L 37-61 Virginia (18,NR)
J. 14 H L 66-83 North Carolina (18,2)
J. 18 H L 66-67 Florida State
J. 21 A L 60-69 Wake Forest (NR,16)
J. 25 H L 51-56 Maryland (NR,8)
J. 28 A W 60-55 NC State
F. 1 A L 50-80 Georgia Tech (NR,21)
F. 4 H W 51-44 Duke
F. 8 H W 69-63 Furman
F. 11 H L 44-62 Virginia (NR,17)
F. 16 A L 39-66 North Carolina (NR,2)
F. 18 A L 57-62 Florida State
F. 22 H L 52-64 Wake Forest (NR,12)
F. 25 A L 68-84 Maryland (NR,7)
M. 1 H W 62-45 NC State
M. 4 H W 65-63 Georgia Tech
M. 10 N1 L 62-78 North Carolina (NR,3)
M. 17 A2 L 54-62 Virginia Tech
N1- ACC Tournament, Greensboro, N.C.; A2 — NIT

1995-96 (18-11 OVERALL, 7-9 ACC, 6TH)

N. 26 H W 83-41 UNC-Asheville
N. 29 H W 91-55 Appalachian State
D. 2 A W 79-63 Winthrop
D. 6 H W 79-60 Charleston Southern
D. 9 H W 72-58 South Carolina
D. 16 H W 79-61 Furman
D. 19 H W 79-66 Minnesota
D. 23 A W ^66-52 Miami (Fla.)
D. 30 H W 67-43 Campbell (24,NR)
J. 3 H W 51-48 Duke (22,19)
J. 10 H W 89-79 Virginia (16,NR)
J. 14 A L 53-86 North Carolina (16,10)
J. 17 A L 62-75 Florida State (19,NR)
J. 21 H W 55-41 Wake Forest (19,6)
J. 24 A L 60-65 Maryland (18,NR)
J. 27 H L 61-64 NC State (18,NR)

J. 30 H W 73-70 Georgia Tech (24,25)
F. 3 A L 53-83 Duke (24,NR)
F. 6 H W 77-28 Wofford
F. 10 A L 51-62 Virginia
F. 14 H L 48-53 North Carolina (NR,17)
F. 17 H W 67-59 Florida State
F. 21 A L 48-68 Wake Forest (NR,10)
F. 24 H W 68-61 Maryland
F. 28 A W 80-76 NC State
M. 3 A L 74-87 Georgia Tech (NR,18)
M. 8 N1 W 75-73 North Carolina (NR,20)
M. 9 N1 L 60-68 Wake Forest (NR,12)
M. 14 N2 L 74-81 Georgia
N1 — ACC Tournament, Greensboro, N.C.; N2 — NCAA Tournament, Albuquerque, N.M.; ^ denotes overtime

1996-97 (23-10 OVERALL, 9-7 ACC, T-4TH)

Ranked 8th by USA Today, 14th by AP

N. 15 N1 W ^79-71 Kentucky (20,3)
N. 23 H W 70-47 Coastal Carolina (12,NR)
N. 29 N2 W 78-71 Delaware (10,NR)
N. 30 N2 W 47-45 Missouri (10,NR)
D. 1 N2 L 65-75 Minnesota (10,24)
D. 4 H W 82-55 Furman (12,NR)
D. 7 A W 62-52 Virginia (12,25)
D. 14 H W 80-57 Char. Southern (10,NR)
D. 17 A W 58-39 South Carolina (8,NR)
D. 20 H W 89-49 Wofford (8,NR)
D. 22 A W 76-64 Texas A&M (8,NR)
D. 30 H W 73-57 Marshall (5,NR)
J. 4 H W 63-44 S.C. State (5,NR)
J. 7 H W ^86-82 Duke (5,10)
J. 11 A W 76-70 Florida State (5,NR)
J. 15 A W 67-63 Maryland (3,11)
J. 18 H W 51-42 NC State (3,NR)
J. 23 H L 62-65 Wake Forest (2,4)
J. 26 A L 48-61 North Carolina (2,19)
J. 30 H W 70-57 Georgia Tech (7,NR)
F. 1 A L 54-58 NC State (7,NR)
F. 4 H W 69-55 W. Kentucky (10,NR)
F. 8 H W 80-68 Maryland (10,7)
F. 12 A L 49-55 Wake Forest (7,2)
F. 15 H W 71-65 Virginia (7,NR)
F. 18 A L 77-84 Duke (8,6)
F. 23 H L 65-67 Florida State (8,NR)
F. 26 H L 69-76 North Carolina (12,8)
M. 1 A W 55-53 Georgia Tech (12,NR)
M. 7 N3 L 61-76 Maryland (13,22)
M. 14 N4 W 68-56 Miami (Ohio) (14,NR)
M. 16 N4 W 65-59 Tulsa (14,NR)
M. 20 N5 L ^84-90 Minnesota (14,3)
N1 — Indianapolis, Ind.; N2 — San Juan, Puerto Rico; N3 — ACC Tournament, Greensboro, N.C.; N4 — NCAA Midwest Regional, Kansas City, Mo.; N5 — NCAA Midwest Regional, San Antonio, Texas; ^ denotes overtime

1997-98 (18-14 OVERALL, 7-9 ACC, T-4TH)

N. 14 H W 67-50 UNC-Wilmington (5,NR)
N. 21 N1 W 79-49 Iona (5,NR)
N. 22 N1 W 71-67 SW Missouri St. (5,NR)
N. 23 N1 L 71-84 Gonzaga (5,NR)
N. 29 N2 L 61-76 Kentucky (12,7)
D. 4 H W ^78-65 Maryland (17,23)
D. 6 H W 71-62 Furman (17,NR)
D. 13 A3 L 61-71 Illinois (17,NR)
D. 17 H W 62-57 South Carolina (25*,6)
D. 19 A W 62-59 Seton Hall (25*,NR)
D. 22 H W 65-42 Char. Southern (21,NR)
D. 28 A W 84-60 S.C. State (21,NR)
D. 30 A W 71-52 W. Kentucky (21,NR)
J. 3 H L 70-73 North Carolina (21,1)
J. 8 A L 66-70 Wake Forest (24,NR)
J. 13 H W 86-65 Florida State (24,17)
J. 17 A L 80-81 Duke (24*,2)
J. 20 H W 69-52 Virginia (25,NR)
J. 24 A L 69-74 Maryland (25,NR)
J. 28 A L 79-88 North Carolina (NR,2)
J. 31 H L ^80-82 NC State
F. 4 A L 52-70 Georgia Tech
F. 7 H W 71-46 Wake Forest
F. 11 H W 102-67 Western Carolina
F. 15 A W 78-49 Florida State
F. 18 H L 66-70 Duke (NR,2)
F. 21 A L ^74-78 Virginia
F. 26 A W 77-72 NC State
M. 1 H W 76-62 Georgia Tech
M. 6 N4 W 75-56 Wake Forest
M. 7 N4 L 64-66 Duke (NR,1)
M. 13 N5 L 72-75 Western Michigan
N1 — Top of the World Classic, Fairbanks, AK; N2 — Premier Classic, Phoenix, Ariz.; A3 — Chicago, Ill.; N4 — ACC Tournament, Greensboro, N.C.; N5 — NCAA Tournament, Chicago, Ill.; ^ denotes overtime

1998-99 (20-15 OVERALL, 5-11 ACC, T-7TH)

N. 13 H W 83-59 Arkansas-Pine Bluff
N. 16 H W 66-39 Stetson (24,NR)
N. 19 H W 82-56 W. Carolina (24,NR)
N. 23 N1 L 56-59 Michigan (22,NR)
N. 24 N1 W 72-60 Chaminade (22,NR)
N. 25 N1 W 79-45 Kansas State (22,NR)
N. 30 H W 70-37 Radford (24,NR)
D. 3 H W 82-54 East Tenn. St. (24,NR)
D. 12 H W 73-64 UNC-Asheville (17,NR)
D. 16 A W 70-66 South Carolina (16,NR)
D. 21 H W 72-47 S.C. State (16,NR)
D. 26 N2 W 67-54 Furman (16,NR)
D. 29 N2 L 50-67 Illinois (14,NR)
J. 2 A L 53-69 North Carolina (14,9)
J. 5 H W 80-72 NC State (21,NR)
J. 9 H L 61-64 Wake Forest (21,NR)
J. 12 A L 64-70 Florida State (25,NR)
J. 17 A L 58-65 Virginia (25,NR)

J. 20 H L 60-82 Duke (NR,2)
J. 24 H L ^79-81 Maryland (NR,4)
J. 28 A L 62-66 Georgia Tech
F. 4 H W 78-63 North Carolina (NR,9)
F. 6 A L 71-84 NC State
F. 10 A L 69-79 Wake Forest
F. 14 H W 78-45 Florida State
F. 17 H W 88-65 Virginia
F. 20 A L 65-92 Duke (NR,1)
F. 24 A L 60-77 Maryland (NR,5)
F. 28 H W 92-64 Georgia Tech
M. 4 N3 L ^85-87 Florida State
M. 10 H3 W 77-57 Georgia
M. 16 A3 W 78-68 at Rutgers
M. 18 H3 W 89-69 Butler
M. 23 N4 W 79-76 Xavier
M. 25 N4 L 60-61 California
N1 — Maui Classic; N2 — Greenville, S.C.; N3 — Charlotte, N.C.; H3,N3 — NIT; N4 — NIT, New York City, N.Y.; ^ denotes overtime

1999-2000 (10-20 OVERALL, 4-12 ACC, 9TH)

N. 19 H W 77-47 East Tennessee St.
N. 21 H L 74-79 Wofford
N. 26 N1 W 54-48 Central Florida
N. 27 N1 L 47-64 Wisconsin-Green Bay
N. 28 N1 L 35-53 Oregon State
D. 1 A L 75-85 Penn State
D. 4 H W 69-51 Charleston Southern
D. 11 H L 68-71 S.C. State
D. 16 H W 61-58 South Carolina
D. 18 H W 64-59 Winthrop
D. 22 H L 71-90 George Washington
D. 29 N1 W 74-70 Furman
J. 6 A L 45-65 North Carolina (NR,14)
J. 9 H L 53-67 Wake Forest
J. 12 A L 57-60 Florida State
J. 15 H L 91-98 Virginia
J. 19 H L 60-72 Appalachian State
J. 22 A L 62-74 Maryland (NR,24)
J. 27 H W 59-42 NC State (NR,21)
J. 29 A L 59-93 Duke (NR,3)
F. 2 H W 70-58 Georgia Tech
F. 6 H L 60-73 North Carolina
F. 8 A L 63-79 Wake Forest
F. 12 H W 84-58 Florida State
F. 15 A L 62-76 Virginia
F. 22 H L 63-76 Maryland (NR,19)
F. 27 A W 66-63 NC State
M. 1 H L 78-92 Duke (NR,4)
M. 4 A L 69-85 Georgia Tech
M. 9 N2 L 63-94 Duke (NR,2)
N1 — SoCon Holiday Hoops, Greenville, S.C.; N2 — ACC Tournament, Charlotte, N.C.

2000-01 (12-19 OVERALL, 2-14 ACC, 9TH)

N. 17 H W 86-67 Hartford
N. 21 H L 78-79 Seton Hall (NR,10)
N. 25 H W 84-76 The Citadel

ALL-TIME RESULTS

N. 28	H	W	57-44	Northwestern
D. 2	H	W	87-52	Western Carolina
D. 5	H	W	69-59	Winthrop
D. 9	A	L	64-76	South Carolina
D. 16	H	W	78-74	Wofford
D. 20	N1	W	94-81	Florida Atlantic
D. 21	N1	L	80-88	Cincinnati (NR,20)
D. 22	N1	L	^76-77	Washington
D. 28	H	W	87-77	Charleston Southern
D. 30	A	W	81-68	Coastal Carolina
J. 2	H	L	92-104	Maryland (NR,17)
J. 7	A	L	74-115	Duke (NR,3)
J. 13	H	W	72-69	NC State
J. 17	A	L	65-92	North Carolina (NR,6)
J. 21	A	L	63-71	Wake Forest (NR,10)
J. 24	H	L	108-111	Georgia Tech
J. 27	H	L	76-104	Virginia (NR,13)
J. 31	A	L	^84-88	Florida State
F. 4	A	L	54-69	Maryland (NR,9)
F. 7	H	L	64-81	Duke (NR,3)
F. 14	A	L	51-85	NC State
F. 18	H	W	75-65	North Carolina (NR,1)
F. 21	H	W	60-92	Wake Forest (NR,24)
F. 25	A	L	64-85	Georgia Tech
F. 28	A	L	65-84	Virginia (NR,7)
M. 3	H	L	63-75	Florida State
M. 8	N2	W	66-64	Florida State
M. 9	N2	L	81-99	North Carolina (NR,6)

N1 — San Juan, Puerto Rico; N2 — ACC Tournament, Atlanta, Ga.

2001-02 (13-17 OVERALL, 4-12 ACC, 9TH)

N. 17	N1	W	70-57	Morris Brown
N. 19	N1	W	81-69	La Salle
N. 20	N1	L	65-67	Miami (Fla.)
N. 24	H	W	85-82	Wofford
N. 28	A	W	79-66	Penn State
N. 30	H	W	83-54	Coastal Carolina
D. 2	A	L	80-96	Duke (NR,1)
D. 5	H	W	76-66	Appalachian State
D. 8	H	L	59-81	South Carolina
D. 15	H	W	88-78	Elon
D. 18	H	L	61-66	Winthrop
D. 22	H	W	82-45	Charleston Southern
D. 28	A1	W	78-48	Hartford
J. 2	H	L	65-68	Yale
J. 5	A	W	83-76	Georgia Tech
J. 8	H	W	68-52	Georgia Tech (NR,7)
J. 12	A	L	55-96	Wake Forest (NR,19)
J. 15	H	L	79-80	NC State
J. 20	A	L	90-99	Maryland (NR,3)
J. 24	A	L	63-68	Florida State
J. 27	H	L	69-87	North Carolina
F. 2	H	L	88-98	Duke (NR,1)
F. 6	H	L	50-74	Georgia Tech
F. 10	A	L	71-85	Virginia (NR,10)
F. 13	H	W	^118-115	Wake Forest (NR,19)
F. 16	A	L	54-83	NC State (NR,24)
F. 20	H	L	68-84	Maryland
F. 23	H	W	87-78	Florida State
F. 27	A	L	78-96	North Carolina

M. 3	N2	L	^84-91	Florida State
N1	—	Virgin Islands; N2	—	Charlotte, N.C.;
A1	—	Uncasville, Conn.		

2002-03 (15-13 OVERALL, 5-11 ACC, 8TH)

N. 24	*H	W	79-72	Wofford
N. 27	N1	W	91-65	High Point
D. 3	*H	W	79-70	Penn State
D. 7	*H	W	73-61	Maine
D. 14	*H	W	71-61	Gardner-Webb
D. 19	*H	W	78-61	Winthrop
D. 22	*H	W	58-51	Cincinnati
D. 28	*H	W	78-65	Liberty
D. 31	*H	W	90-63	Coastal Carolina
J. 5	H	L	71-89	Duke (NR, 3)
J. 11	H	W	75-52	Morris Brown
J. 14	A	L	66-68	North Carolina
J. 18	H	W	78-77	Virginia
J. 21	A	L	59-60	Florida State
J. 25	H	L	47-52	Maryland (NR, 12)
J. 28	H	L	60-81	Wake Forest (NR,17)
F. 2	A	L	56-78	NC State
F. 5	H	W	69-67	Georgia Tech
F. 9	A	L	55-65	Duke (NR, 9)
F. 12	A	L	59-76	South Carolina
F. 15	H	W	80-77	North Carolina
F. 18	A	W	73-64	Virginia
F. 22	H	W	74-60	Florida State
F. 25	A	L	52-91	Maryland (NR, 14)
M. 1	A	L	68-80	Wake Forest (NR,12)
M. 5	H	L	60-63	NC State
M. 8	A	L	56-66	Georgia Tech
M. 13	N1	L	61-72	Florida State

N1 — ACC Tournament, Greensboro, N.C.; * — games played at Anderson Civic Center

2003-04 (10-18 OVERALL, 3-13 ACC, 9TH)

N. 21	H	W	86-55	Gardner-Webb
N. 24	H	W	88-81	High Point
N. 29	H	W	84-77	Wofford
D. 3	A	L	64-76	Purdue (NR, 20)
D. 6	H	L	61-76	South Carolina
D. 13	N!	L	56-61	Georgia
D. 15	H	W	^100-86	East Tennessee St.
D. 17	A	L	56-79	Cincinnati (NR, 16)
D. 20	H	W	77-74	S.C. State
D. 22	H	W	74-58	Radford
D. 30	H	W	72-62	Boston College
J. 3	H	L	54-73	Duke (NR, 2)
J. 10	A	L	63-78	Wake Forest (NR, 5)
J. 13	H	W	53-48	Florida State
J. 17	A	L	69-86	NC State
J. 20	A	L	50-61	Virginia
J. 25	H	L	52-65	Maryland
J. 27	A	L	69-76	Georgia Tech (NR, 14)
J. 31	H	W	81-72	North Carolina (NR, 12)
F. 8	A	L	55-81	Duke (NR, 1)
F. 12	H	L	67-82	Wake Forest (NR, 20)
F. 14	A	L	52-65	Florida State
F. 18	H	W	60-55	NC State (NR, 15)
F. 21	H	L	55-58	Virginia

F. 24	A	L	49-70	Maryland
F. 28	H	L	60-79	Georgia Tech (NR, 18)
M. 2	A	L	53-69	North Carolina (NR, 14)
M. 11	N2	L	^79-83	Virginia
N1	—	Atlanta, Ga., N2	—	ACC Tournament, Greensboro, N.C.; ^ denotes overtime

2004-05 (16-16 OVERALL, 5-11 ACC, 9TH)

N. 19	H	W	98-54	Hampton
N. 23	H	W	78-59	UNC Asheville
N. 26	A	L	70-79	Boston College
D. 1	H	W	80-73	Ohio State
D. 4	A	W	^63-62	South Carolina
D. 11	H	W	73-55	Charleston So.
D. 14	H	W	83-56	Norfolk State
D. 17	H	W	76-52	The Citadel
D. 21	N1	L	66-78	AL-Birmingham
D. 22	N1	W	83-57	Indiana State
D. 23	N1	L	60-75	Georgetown
D. 29	H	W	74-40	East Carolina
J. 2	A	L	54-62	Duke (NR,6)
J. 8	H	L	68-103	Wake Forest (NR, 4)
J. 12	A	W	56-54	Florida State
J. 15	A	L	57-59	Virginia Tech
J. 19	H	L	58-77	North Carolina (NR,6)
J. 22	A	L	79-81	Virginia
J. 26	A	L	65-69	Miami (Fla.)
J. 29	H	L	70-80	NC State
F. 1	H	W	88-73	Maryland (NR, 22)
F. 8	H	L	62-70	Georgia Tech
F. 12	H	L	77-83	Miami (Fla.)
F. 16	N2	W	59-42	Georgia
F. 19	A	L	56-88	North Carolina (NR, 4)
F. 22	A	W	97-93	Maryland
F. 27	H	W	83-74	Florida State
M. 1	H	W	66-64	Virginia Tech
M. 5	A	L	56-64	Georgia Tech
M. 10	N3	W	84-72	Maryland
M. 11	N3	L	81-88	North Carolina (NR, 2)
M. 16	A1	L	74-82	Texas A&M

N1 — Honolulu, Hawaii; N2 — Greenville, S.C.; N3 — ACC Tournament, Washington, DC; A1 — NIT; ^ denotes overtime

2005-06 (19-13 OVERALL, 7-9 ACC, T-7TH)

N. 18	H	W	84-55	Bethune-Cookman
N. 21	H	W	102-71	Coppin State
N. 23	H	W	79-38	S.C. State
N. 26	A	W	68-56	Charleston Southern
N. 29	A	W	96-88	Penn State
D. 3	H	W	82-63	South Carolina
D. 6	H	W	62-60	Wofford
D. 9	H	W	80-72	East Tennessee St.
D. 19	N1	W	101-60	PR-Mayaguez
D. 20	N1	W	71-48	Holy Cross
D. 21	N1	W	66-59	Akron
D. 28	A	L	69-72	Georgia
D. 30	H	L	69-74	Elon
J. 4	H	W	61-55	Florida State
J. 7	A	L	58-64	Virginia
J. 11	H	W	^74-73	Wake Forest

J. 14	H	L	77-87	Duke (NR, 1)
J. 18	A	L	38-62	Miami (Fla.)
J. 21	A	W	73-63	Georgia Tech
J. 29	H	L	^85-94	NC State (NR, 14)
F. 1	A	L	59-69	Florida State
F. 4	A	L	61-76	North Carolina
F. 8	H	L	^74-75	Virginia Tech
F. 11	A	L	61-67	Boston College (NR, 18)
F. 14	H	W	89-77	Maryland
F. 22	A	L	^68-74	Wake Forest
F. 25	H	W	90-64	Virginia
M. 1	A	W	86-81	Virginia Tech
M. 4	H	W	95-82	Georgia Tech
M. 9	N2	L	63-66	Miami (Fla.)
M. 15	H	W	69-53	Louisiana Tech
M. 20	A1	L	68-74	Louisville

N1 — San Juan, Puerto Rico; N2 — ACC Tournament, Greensboro, N.C.; A1 — NIT; ^ denotes overtime

2006-07 (25-11 OVERALL, 7-9 ACC, T-8TH)

N. 10	N1	W	83-44	Arkansas St.
N. 11	N1	W	77-65	Monmouth
N. 12	A	W	74-70	Old Dominion
N. 15	H	W	67-58	Furman
N. 17	H	W	79-49	Appalachian St.
N. 21	H	W	69-66	Mississippi St.
N. 24	H	W	74-50	Charleston Southern
N. 29	A	W	90-68	Minnesota
D. 2	A	W	74-53	South Carolina
D. 5	H	W	90-66	Wofford
D. 19	H	W	72-60	Georgia Southern
D. 23	H	W	103-60	Western Carolina (25/NR)
D. 28	H	W	75-60	Georgia Tech (25/NR)
D. 31	H	W	67-57	Georgia State (25/NR)
J. 3	A	W	68-66	Florida State (23/NR)
J. 6	H	W	75-74	Georgia Tech (23/NR)
J. 9	A	W	87-76	NC State (17/NR)
J. 13	A	L	87-92	Maryland (17/25)
J. 17	H	L	55-77	North Carolina (19, 4)
J. 20	H	W	74-54	Boston College (19/NR)
J. 25	A	L	66-68	Duke (19, 10)
J. 28	H	L	63-64	Virginia (19/NR)
F. 3	A	L	62-80	Georgia Tech (25/NR)
F. 7	H	W	71-58	Florida State
F. 14	A	L	65-67	Wake Forest
F. 18	H	L	66-82	Maryland
F. 22	H	L	66-71	Duke (NR, 17)
F. 24	A	L	54-59	Boston College
F. 28	H	W	^74-70	Miami (Fla.)
M. 4	A	W	75-74	Virginia Tech (NR, 21)
M. 8	N2	L	66-67	Florida State
M. 14	H3	W	64-57	East Tennessee St.
M. 19	H3	W	89-68	Mississippi
M. 21	H3	W	74-70	Syracuse
M. 27	N3	W	68-67	Air Force
M. 29	N3	L	73-78	West Virginia

N1 — Norfolk, Va.; N2 — ACC Tournament, Tampa, Fla.; H3 — NIT; N3 — NIT, New York, N.Y.; ^ denotes overtime



THE 2005-06 TEAM WON 19 GAMES AND ADVANCED TO THE SECOND ROUND OF THE NIT.

LITTLEJOHN COLISEUM



ALL-TIME RESULTS

2007-08 (24-10 OVERALL, 10-6 ACC, 3RD)

Ranked 22nd by AP

N. 12	H	W	91-46	Furman
N. 15	A	W	84-82	Mississippi St.
N. 18	H	W	66-53	Old Dominion
N. 21	H	W	74-57	Presbyterian (24/NR)
N. 24	H	W	96-67	Gardner-Webb (24/NR)
N. 27	H	W	61-58	Purdue (18/NR)
D. 1	H	W	85-74	South Carolina (18/NR)
D. 5	A	W	82-67	East Carolina (18/NR)
D. 20	N1	W	90-73	PR-Mayaguez (15/NR)
D. 21	N1	W	90-74	DePaul (15/NR)
D. 22	N1	L	82-85	Mississippi (15/NR)
D. 29	H	W	78-45	Samford (21/NR)
J. 1	A	W	87-61	Alabama (19/NR)
J. 6	H	L	^88-90	North Carolina (19/1)
J. 9	H	L	72-82	Charlotte (18/NR)
J. 12	H	W	^97-85	Florida State (18/NR)
J. 15	H	W	70-54	NC State (24/NR)
J. 19	A	L	80-93	Duke (NR/7)
J. 22	H	W	^80-75	Wake Forest
J. 27	A	L	72-75	Miami (Fla.)
F. 2	H	W	78-56	Boston College
F. 7	A	W	82-51	Virginia
F. 10	A	L	^93-103	North Carolina (NR/3)
F. 14	H	W	82-67	Georgia Tech
F. 16	A	W	71-64	NC State
F. 19	A	L	55-64	Florida State
F. 27	H	W	79-69	Miami (Fla.)
M. 2	A	W	73-70	Maryland
M. 6	A	L	75-80	Georgia Tech (24/NR)
M. 9	H	W	70-69	Virginia Tech (24/NR)
M. 14	N2	W	82-48	Boston College
M. 15	N2	W	78-74	Duke (NR/7)
M. 16	N2	L	81-86	North Carolina (NR/1)
M. 21	N3	L	69-75	Villanova (22/NR)
N1 — Guaynabo, Puerto Rico; N2 — ACC Tournament, Charlotte, N.C.; N3 — NCAA Tournament, Tampa, Fla.; ^ denotes overtime				


2008-09 (23-9 OVERALL, 9-7 ACC, 5TH)

Ranked 24th by AP

N. 14	N1	W	98-69	Hofstra
N. 15	N1	W	70-58	Texas Christian
N. 16	N1	W	76-72	Temple
N. 19	H	W	93-40	Wofford
N. 22	A	W	71-70	Charlotte
N. 25	H	W	81-49	Savannah St.
N. 28	H	W	79-58	Presbyterian
D. 2	A	W	76-74	Illinois
D. 7	H	W	80-75	Liberty
D. 13	H	W	90-63	SC State
D. 16	H	W	76-36	N. Florida (25/NR)
D. 21	A	W	91-72	Miami (Fla.) (25/NR)
D. 30	A	W	98-87	South Carolina (20/NR)
J. 3	H	W	79-66	East Carolina (20/NR)
J. 6	H	W	66-59	Alabama (12/NR)
J. 10	H	W	63-51	NC State (12/NR)
J. 17	H	L	68-78	Wake Forest (9/2)
J. 21	A	L	70-94	North Carolina (10/5)
J. 25	H	W	73-59	Georgia Tech (10/NR)
J. 29	A	W	86-82	Virginia Tech (12/NR)
F. 4	H	W	74-47	Duke (10/4)
F. 7	H	L	61-65	Florida St. (10/NR)
F. 10	A	W	87-77	Boston College (12/NR)
F. 15	A	L	^81-85	Virginia (10/NR)
F. 17	H	W	93-64	Maryland (13/NR)
F. 22	A	W	81-73	Georgia Tech (13/NR)
F. 25	H	L	77-80	Virginia Tech (12/NR)
F. 28	A	L	66-73	Florida St. (12/23)
M. 3	H	W	75-57	Virginia (18/NR)
M. 8	A	L	88-96	Wake Forest (18/10)
M. 12	N2	L	81-86	Georgia Tech (17/NR)
M. 19	N3	L	59-62	Michigan (24/NR)
N1 — Charleston, S.C.; N2 — ACC Tournament in Atlanta, Ga.; N3 — NCAA Tournament in Kansas City, Mo.; ^ denotes overtime				

2009-10 (21-11 OVERALL, 9-7 ACC, T-5TH)

N. 13	H	W	84-41	Presbyterian (24/NR)
N. 17	A	W	79-39	Liberty (22/NR)
N. 20	A	W	89-67	UNC Greensboro (22/NR)
N. 23	H	W	102-66	Winthrop (19/NR)
N. 26	N1	L	60-69	Texas A&M (19/NR)
N. 27	N1	W	87-79	Long Beach St. (19/NR)
N. 29	N1	W	70-69	Butler (19/12)
D. 2	H	L	74-76	Illinois (18/NR)
D. 6	H	W	72-61	South Carolina (18/NR)
D. 13	H	W	82-53	Furman
D. 16	A	W	80-63	East Carolina
D. 19	H	W	94-55	Coll. of Charleston
D. 22	H	W	79-57	W. Carolina (24/NR)



THE 2007-08 TEAM ADVANCED TO THE ACC CHAMPIONSHIP GAME AND WON 24 GAMES.

D. 29	H	W	70-67	SC State (21/NR)
J. 3	A	L	53-74	Duke (21/7)
J. 9	H	W	72-56	Boston College
J. 13	H	W	83-64	N. Carolina (24/12)
J. 16	A	W	73-70	NC State (24/NR)
J. 19	A	L	64-66	Georgia Tech (17/19)
J. 23	H	L	47-60	Duke (17/7)
J. 26	A	L	69-75	Boston College
J. 31	H	W	62-53	Maryland
F. 6	A	L	59-70	Virginia Tech
F. 10	H	W	77-67	Florida State
F. 13	H	W	74-66	Miami (Fla.)
F. 20	H	W	72-49	Virginia
F. 24	A	L	79-88	Maryland
F. 28	A	W	53-50	Florida State
M. 2	H	W	91-80	Georgia Tech
M. 7	A	L	65-70	Wake Forest
M. 11	N2	L	57-59	NC State
M. 19	N3	L	78-86	Missouri
N1 — 76 Classic in Anaheim, Calif.; N2 — ACC Tournament in Greensboro, N.C.; N3 — NCAA Tournament in Buffalo, N.Y.				

2010-11 (22-12 OVERALL, 9-7 ACC, T-4TH)

N. 13	H	W	87-64	W. Carolina
N. 15	H	W	78-70	Wofford
N. 19	N1	W	69-55	Long Beach St.
N. 21	N1	L	60-61	Old Dominion
N. 22	N1	W	^64-58	Seton Hall
N. 26	H	W	69-54	SC State
N. 30	H	L	61-69	Michigan
D. 5	A	L	60-64	South Carolina
D. 12	A	L	69-75	Florida State
D. 17	H	W	61-40	Savannah State
D. 19	H	W	71-61	UNC Greensboro
D. 22	A	W	66-59	Coll. of Charleston
D. 27	H	W	76-41	Delaware State
D. 29	H	W	71-59	East Carolina
J. 2	H	W	69-54	The Citadel
J. 8	H	W	79-72	Miami (Fla.)
J. 12	H	W	87-62	Georgia Tech
J. 18	A	L	65-75	North Carolina
J. 22	A	L	77-79	Maryland
J. 25	H	W	60-50	NC State
J. 29	H	W	62-44	Florida St. (NR/22)
F. 2	A	L	47-49	Virginia
F. 5	A	W	65-56	Georgia Tech
F. 8	H	W	77-69	Boston College
F. 12	H	L	62-64	N. Carolina (NR/20)
F. 17	A	L	61-69	NC State
F. 20	A	W	63-59	Miami (Fla.)
F. 26	H	W	63-49	Wake Forest
M. 2	A	L	59-70	Duke (NR/4)
M. 5	H	W	69-60	Virginia Tech
M. 11	N2	W	70-47	Boston College
M. 12	N2	L	^87-92	N. Carolina (NR/6)
M. 15	N3	W	70-52	UAB
M. 17	N4	L	76-84	West Virginia (NR/22)
N1 — Paradise Jam in St. Thomas, Virgin Islands; N2 — ACC Tournament in Greensboro, N.C.; N3 — NCAA First Four in Dayton, Ohio;				

N4 — NCAA Tournament Second Round in Tampa, Fla.; ^ denotes overtime

2011-12 (16-15 OVERALL, 8-8 ACC, 7TH)

N. 11	H	W	65-44	Gardner-Webb
N. 16	A	W	73-50	The Citadel
N. 19	H	L	69-72	Coll. of Charleston
N. 22	H	L	59-60	Coastal Carolina
N. 25	H	W	59-49	Furman
N. 29	A	W	71-55	Iowa
D. 4	H	L	55-58	South Carolina
D. 10	A	L	47-63	Arizona
D. 17	H	W	60-40	Winthrop
D. 19	H	W	70-45	Alabama State
D. 22	N1	L	48-61	UTEP
D. 23	N1	W	^83-75	Southern Illinois
D. 25	A1	L	68-75	Hawaii
J. 1	H	W	65-58	East Tenn. State
J. 7	H	W	79-59	Florida State
J. 12	A	L	57-59	Boston College
J. 15	H	L	66-73	Duke (NR/6)
J. 18	A	L	73-76	Miami (Fla.)
J. 21	H	W	64-62	Georgia Tech
J. 28	H	W	71-60	Wake Forest
J. 31	A	L	61-65	Virginia (NR/16)
F. 4	A	L	65-67	Virginia Tech
F. 7	H	L	62-64	Maryland
F. 11	A	W	78-58	Wake Forest
F. 14	H	W	60-48	Virginia (NR/22)
F. 18	A	L	52-74	N. Carolina (NR/8)
F. 21	A	W	56-37	Georgia Tech
F. 25	H	W	^72-69	NC State
M. 1	H	W	58-56	Virginia Tech
M. 4	A	L	72-80	Florida State (NR/22)
M. 8	N2	L	63-68	Virginia Tech
N1 — Diamond Head Classic in Honolulu, Hawaii; N2 — ACC Tournament in Atlanta, Ga.; ^ denotes overtime				

2012-13 (13-18 OVERALL, 5-13 ACC, T-10TH)

N. 12	H	W	77-44	Presbyterian
N. 16	A	W	72-55	Furman
N. 22	N1	L	49-57	Gonzaga (NR/17)
N. 23	N1	W	69-48	UTEP
N. 25	N1	W	59-44	Marist
N. 28	H	L	61-73	Purdue
D. 2	A	W	64-55	South Carolina
D. 8	H	L	54-66	Arizona (NR/8)
D. 15	H	W	80-57	Florida A&M
D. 19	A	L	46-69	Coastal Carolina
D. 23	H	W	77-41	SC State
J. 1	H	W	92-51	The Citadel
J. 5	H	L	66-71	Florida State
J. 8	A	L	40-68	Duke (NR/1)
J. 12	H	W	59-44	Virginia
J. 15	H	W	60-44	Wake Forest
J. 20	A	L	62-66	NC State (NR/14)
J. 24	A	L	57-60	Florida State
J. 27	H	W	77-70	Virginia Tech
J. 29	H	W	63-60	Georgia Tech
F. 2	A	L	68-75	Boston College

F. 7	A	L	41-78	Virginia
F. 10	H	L	57-58	NC State
F. 14	A	W	56-53	Georgia Tech
F. 17	H	L	43-45	Miami (Fla.) (NR/3)
F. 23	A	L	59-72	Maryland
F. 28	H	L	59-68	North Carolina
M. 2	A	L	61-69	Virginia Tech
M. 5	H	L	61-68	Boston College
M. 9	A	L	49-62	Miami (Fla.) (NR/6)
M. 14	N2	L	69-73	Florida State
N1 — Old Spice Classic (Orlando, Fla.); N2 — ACC Tournament (Greensboro, N.C.)				

2013-14 (23-13 OVERALL, 10-8 ACC, 6TH)

N. 8	H	W	71-56	Stetson
N. 13	H	W	58-37	Delaware State
N. 17	H	W	71-57	South Carolina
N. 21	N1	W	72-58	Temple
N. 22	N1	W	85-54	Davidson
N. 24	N1	L	56-62	Massachusetts
N. 29	H	W	69-40	Coastal Carolina
D. 3	H	W	65-49	SC State
D. 7	A	L	68-74	Arkansas
D. 14	H	W	71-35	Furman
D. 19	A	L	64-66	Auburn
D. 30	H	W	80-50	VMI
J. 4	A	W	62-60	Boston College
J. 9	H	L	41-56	Florida State
J. 11	H	W	72-59	Duke (NR/16)
J. 15	A	W	56-49	Virginia Tech
J. 18	H	W	61-53	Wake Forest
J. 21	A	L	43-76	Pittsburgh (NR/20)
J. 26	A	L	61-80	North Carolina
F. 1	A	W	53-49	Florida State
F. 4	H	W	45-41	Georgia Tech
F. 9	A	L	44-57	Syracuse (NR/1)
F. 11	A	L	^64-68	Notre Dame
F. 15	H	L	58-63	Virginia (NR/17)
F. 18	H	W	73-56	NC State
F. 22	A	W	63-55	Georgia Tech
F. 25	A	L	57-62	Wake Forest
M. 2	H	W	^77-73	Maryland
M. 4	H	W	58-54	Miami
M. 8	H	L	^78-83	Pittsburgh
M. 13	N2	W	^69-65	Georgia Tech
M. 14	N2	L	62-63	Duke (NR/7)
M. 18	H3	W	78-66	Georgia State
M. 23	H3	W	50-49	Illinois
M. 25	H3	W	73-68	Belmont
A. 1	N3	L	59-65	SMU
N1 — Charleston Classic (Charleston, S.C.); N2 — ACC Tournament (Greensboro, N.C.); H3 — Postseason NIT; N3 — NIT Semifinal (New York, N.Y.)				

2014-15 (16-15 OVERALL, 8-10 ACC, T-9TH)

N. 14	H	W	86-41	Florida A&M
N. 17	H	L	74-77	Winthrop
N. 21	N1	L	70-72	Gardner-Webb
N. 22	N1	W	59-50	Nevada
N. 24	N1	W	64-61	LSU

ALL-TIME RESULTS

N. 28	H	W	62-59	High Point
D. 1	H	L	64-69	Rutgers
D. 7	H	W	^68-65	Arkansas (NR/18)
D. 14	H	W	72-61	Auburn
D. 19	A	L	45-68	South Carolina
D. 22	H	W	70-60	Oakland
D. 30	H	W	64-57	Robert Morris
J. 3	H	L	50-74	North Carolina (NR/19)
J. 7	A	L	52-58	Louisville (NR/5)
J. 10	A	W	71-62	Pittsburgh
J. 13	A	L	42-65	Virginia (NR/2)
J. 17	H	W	66-53	Syracuse
J. 19	H	L	55-59	Florida State
J. 24	H	W	59-57	Wake Forest
J. 28	A	W	68-57	NC State
J. 31	H	W	64-49	Boston College
F. 4	A	W	62-56	Florida State
F. 8	A	L	45-56	Miami
F. 10	H	L	58-60	Notre Dame (NR/10)
F. 14	H	W	75-54	Virginia Tech
F. 16	A	L	52-63	Georgia Tech
F. 21	A	L	56-78	Duke (NR/4)
F. 28	H	W	^70-63	Georgia Tech
M. 3	H	L	61-66	NC State
M. 7	A	L	67-81	Notre Dame (NR/12)
M. 11	N2	L	73-76	Florida State

N1 — Paradise Jam (St. Thomas, Virgin Islands);
N2 — ACC Tournament (Greensboro, N.C.); ^ - denotes overtime

2015-16 (17-14 OVERALL, 10-8 ACC, T-7TH)

N. 13	H	W	74-40	NC Central
N. 15	H	W	78-45	UTSA
N. 19	H	W	76-56	Texas Southern
N. 23	N1	L	65-82	UMass
N. 25	N1	W	76-58	Rutgers
N. 30	A	L	83-89	Minnesota
D. 2	H	W	76-56	USC Upstate
D. 6	H	W	66-51	Wofford
D. 13	H	L	50-51	Alabama
D. 15	H	W	69-41	Presbyterian
D. 18	H	L	59-65	S. Carolina (NR/25)
D. 22	A	L	48-71	Georgia
D. 30	A	L	69-80	N. Carolina (NR/7)
J. 2	H	W	84-75	Florida State
J. 5	A	W	^74-73	Syracuse
J. 10	H	W	66-62	Louisville (NR/16)
J. 13	H	W	68-63	Duke (NR/9)
J. 16	H	W	76-65	Miami (NR/8)
J. 19	A	L	62-69	Virginia (NR/13)
J. 27	H	W	73-60	Pittsburgh
J. 30	A	L	65-76	Florida State
F. 2	A	W	76-62	Wake Forest

F. 6	A	L	57-60	Virginia Tech
F. 8	H	L	83-89	Notre Dame
F. 13	H	W	66-52	Georgia Tech
F. 17	H	W	65-54	Boston College
F. 20	A	L	74-77	NC State
F. 23	A	L	73-75	Georgia Tech
M. 1	H	L	57-64	Virginia (NR/4)
M. 5	A	W	66-50	Boston College
M. 9	N2	L	^85-88	Georgia Tech

N1 — MGM Grand Main Event (Las Vegas, Nev.);
N2 — ACC Tournament (Washington, D.C.); ^ - denotes overtime

2016-17 (17-16 OVERALL, 6-12 ACC, 12TH)

N. 11	H	W	74-64	Georgia
N. 17	N1	W	95-78	Davidson
N. 18	N1	L	77-83	Xavier
N. 20	N1	L	64-70	Oklahoma
N. 25	H	W	83-74	High Point
N. 30	H	W	60-58	Nebraska
D. 4	H	W	85-43	Coppin State
D. 10	H	W	90-47	Mercer
D. 13	H	W	93-65	SC State
D. 18	A	W	67-54	Alabama
D. 21	A	W	62-60	S. Carolina (NR/20)
D. 28	H	W	87-73	UNC Wilmington
D. 31	A	W	73-68	Wake Forest
J. 3	H	L	^86-89	N. Carolina (NR/14)
J. 7	A	L	70-75	Notre Dame (NR/21)
J. 12	A	L	63-75	Georgia Tech
J. 14	H	L	73-77	Virginia (NR/18)
J. 19	A	L	60-92	Louisville (NR/11)
J. 22	H	L	81-82	Virginia Tech
J. 28	A	W	67-60	Pittsburgh
F. 1	H	W	74-62	Georgia Tech
F. 5	A	L	61-109	Florida State (NR/15)
F. 7	H	L	81-82	Syracuse
F. 11	A	L	62-64	Duke (NR/18)
F. 14	H	W	95-83	Wake Forest
F. 18	A	L	65-71	Miami
F. 21	A	L	70-71	Virginia Tech
F. 25	H	L	74-76	Florida State (NR/19)
M. 1	H	W	78-74	NC State
M. 4	H	W	82-68	Boston College
M. 7	N2	W	75-61	NC State
M. 8	N2	L	72-79	Duke (NR/14)
M. 14	H3	L	69-74	Oakland

N1 — Tire Pros Invitational (Orlando, Fla);
N2 — ACC Tournament (Brooklyn, N.Y.)
H3 — Postseason NIT; ^ - denotes overtime

2017-18 (25-10 OVERALL, 11-7 ACC, T-3RD)

N. 10	H	W	85-57	Western Carolina
N. 12	H	W	87-63	North Carolina A&T

YEAR BY YEAR RPI & STRENGTH OF SCHEDULE

Year	RPI	Schedule
1993-94	86	.5394
1994-95	79	.5503
1995-96	40	.5770
1996-97	11	.6159
1997-98	28	.5963
1998-99	98	.5336
1999-00	168	.4907
2000-01	168	.4903
2001-02	154	.4998
2002-03	87	.5398
2003-04	91	.5650
2004-05	93	.5350
2005-06	78	.5520
2006-07	34	.5927
2007-08	32	.6003
2008-09	36	.5936
2009-10	41	.5931
2010-11	55	.5707
2011-12	150	.5056
2012-13	187	.4881
2013-14	65	.5640
2014-15	106	.5306
2015-16	127	.5247
2016-17	75	.5508
2017-18	10	.6169

Note: RPI figures are for the entire season.

N. 16	N1	W	81-76	Ohio
N. 17	N1	W	78-59	Hofstra
N. 19	N1	L	60-67	Temple
N. 24	H	W	84-77	Texas Southern
N. 29	A	W	79-65	Ohio State
D. 3	H	W	83-52	UNC Asheville
D. 9	H	W	81-59	Samford
D. 16	N2	W	71-69	Florida (NR/22)
D. 19	H	W	64-48	South Carolina
D. 22	H	W	89-60	Louisiana-Lafayette
D. 30	H	W	78-62	NC State
J. 3	A	W	74-70	Boston College (25/NR)
J. 6	H	W	^74-69	Louisville (25/NR)
J. 11	A	L	77-78	NC State (19/NR)
J. 13	H	W	72-63	Miami (19/18)
J. 16	A	L	79-87	N. Carolina (20/15)
J. 20	H	W	67-58	Notre Dame (20/NR)
J. 23	A	L	36-61	Virginia (18/2)
J. 28	A	W	72-70	Georgia Tech (18/NR)
J. 30	H	W	82-78	N. Carolina (20/19)
F. 3	A	W	75-67	Wake Forest (20/NR)
F. 8	H	W	72-48	Pittsburgh (16/NR)

F. 14	A	L	^79-81	Florida State (11/NR)
F. 18	H	L	57-66	Duke (11/12)
F. 21	A	L	58-65	Virginia Tech (15/NR)
F. 24	H	W	75-67	Georgia Tech (15/NR)
F. 28	H	W	76-63	Florida State (18/NR)
M. 3	A	L	52-55	Syracuse (18/NR)
M. 8	N3	W	90-82	Boston College (19/NR)
M. 9	N3	L	58-64	Virginia (19/1)
M. 16	N4	W	79-68	New Mexico St. (20/NR)
M. 18	N4	W	84-53	Auburn (20/16)
M. 23	N5	L	76-80	Kansas (20/9)

N1 — Charleston Classic (Charleston, S.C.);
N2 — MetroPCS Orange Bowl Classic (Sunrise, Fla.); N3 — ACC Tournament (Brooklyn, N.Y.);
N4 — NCAA Tournament (San Diego, Calif.); N5 — NCAA Tournament (Omaha, Neb.)

Note: Numbers in parenthesis are Clemson's AP rank/opponent AP rank prior to the game. Not all rankings are known prior to each game. "u" represents the ranking according to UPI.



THE 2017-18 TEAM EARNED
THE PROGRAM'S FOURTH
TRIP TO THE NCAA SWEET
SIXTEEN.





1st Rd.: GRIT 79, NMSU 68
2nd. Rd.: GRIT 84, AUB 53
Sweet 16: KAN 80, GRIT 76

SWEET 16

2017-18

- Advanced to the program's fourth Sweet 16 in history
- The win over Auburn was the largest in an NCAA Tournament game in Clemson history (31 points)
- The 84-53 dominating win over Auburn was also the largest scoring margin in the 2018 NCAA Tournament; It was also the largest-ever by an underdog (seeding) since seeding began in 1979
- Clemson scored its most points ever in an NCAA Tournament game against Auburn (84)

C L E M S O N G R I T



TUE NOV 6	vs	THE CITADEL	7:00 P.M.
FRI NOV 9	vs	NORTH CAROLINA CENTRAL	7:00 P.M.
WED NOV 14	vs	SAM HOUSTON STATE	7:00 P.M.
MON NOV 19	vs	AKRON (\$)	11:00 A.M.
TUE NOV 20	vs	GEORGIA / ILLINOIS STATE (\$)	TBA
WED NOV 21	vs	TBD (\$)	TBA
MON NOV 26	vs	NEBRASKA	7:00 P.M.
TUE DEC 4	vs	SAINT PETER'S	7:00 P.M.
SAT DEC 8	vs	MISSISSIPPI STATE (#)	4:00 P.M.
SAT DEC 15	vs	RADFORD	3:00 P.M.
TUE DEC 18	vs	CHARLESTON SOUTHERN	7:00 P.M.
SAT DEC 22	at	SOUTH CAROLINA	2:00 P.M.
SUN DEC 30	vs	LIPSCOMB	3:00 P.M.
SAT JAN 5	at	DUKE	TBA
WED JAN 9	at	SYRACUSE	8:00 P.M.
TUE JAN 12	vs	VIRGINIA	12:00 P.M.

WED JAN 16	vs	GEORGIA TECH	9:00 P.M.
TUE JAN 22	at	FLORIDA STATE	7:00 P.M.
SAT JAN 26	at	NC STATE	2:00 P.M.
TUE JAN 29	vs	PITTSBURGH	9:00 P.M.
SUN FEB 3	vs	WAKE FOREST	12:00 P.M.
WED FEB 6	at	GEORGIA TECH	7:00 P.M.
SAT FEB 9	vs	VIRGINIA TECH	12:00 P.M.
WED FEB 13	at	MIAMI	7:00 P.M.
SAT FEB 16	at	LOUISVILLE	12:00 P.M.
TUE FEB 19	vs	FLORIDA STATE	9:00 P.M.
SAT FEB 23	vs	BOSTON COLLEGE	12:00 P.M.
WED FEB 27	at	PITTSBURGH	7:00 P.M.
SAT MAR 2	vs	NORTH CAROLINA	TBA
WED MAR 6	at	NOTRE DAME	9:00 P.M.
SAT MAR 9	vs	SYRACUSE	12:00 P.M.

* LITTLEJOHN COLISEUM (CLEMSON, S.C.)

\$ 2018 CAYMAN ISLANDS CLASSIC (GRAND CAYMAN - JOHN GRAY GYMNASIUM)

2018 NEVER FORGET TRIBUTE CLASSIC (NEWARK, N.J. - PRUDENTIAL CENTER)

ALL TIMES EASTERN