



PLAYOFF  
SEMIFINAL



**DORIAN  
O'DANIEL**

Linebacker  
All-American, 2017  
Butkus Award Finalist, 2017  
Bobby Bowden Award Finalist, 2017

**KELLY  
BRYANT**

Quarterback  
Manning Award Finalist, 2017  
ACC Championship Game MVP, 2017

**JUSTIN  
FALCINELLI**

Center  
First-Team All-ACC, 2017

**CLELIN  
FERRELL**

Defensive End  
All-American, 2017  
First-Team All-ACC, 2017  
Hendricks Award Finalist, 2017

2018 SUGAR BOWL GUIDE

# CLEMSON

**AUSTIN  
BRYANT**  
Defensive End  
All-American, 2017

**CHRISTIAN  
WILKINS**  
Defensive Lineman  
All-American, 2016, 17  
First-Team All-ACC, 2017

**DABO  
SWINNEY**  
Bear Bryant Award Winner, 2015, 16

**MITCH  
HYATT**

Offensive Tackle  
All-American, 2017  
First-Team All-ACC, 2016, 17  
ACC Jacobs Blocking Trophy, 2017

**TYRONE  
CROWDER**

Offensive Guard  
All-American, 2017  
First-Team All-ACC, 2016, 17





## ◀ SACKING AUBURN

Clemson had 11 sacks (second most in school history) in its 14-6 victory over an Auburn team that finished the regular season in the top 10 of the College Football Playoff ranking. All-American Austin Bryant led the way with a school-record-tying four sacks. It was the first of a school-record six wins over top-25 teams.

## ROAD WARRIORS ▶

Clemson had a remarkable season away from home, winning five times against top-25 teams, the most in school history in one year. Clemson became the first FBS school in 10 years to win four times on an opponent's home field against teams that finished the regular season with at least eight wins.

## SWINNEY REACHES CENTURY MARK

Dabo Swinney registered his 100th win when the Tigers downed South Carolina 34-10 in the final regular-season game. It made Swinney just the fourth FBS coach in history to win 100 games in his first 10 years as a head coach. He joined Urban Meyer, Chris Petersen and Bob Stoops on the exclusive list.

## ACC CHAMPIONS ▶

Clemson won the ACC championship in record fashion in its 38-3 victory over No. 7 Miami (Fla.). Clemson's defense set championship game marks for fewest points allowed and fewest yards allowed, as Clemson won its record 17th ACC title and third in a row for the first time in 29 years.



# 2018 SUGAR BOWL FACT SHEET

## CLEMSON TIGERS

2017 Record	12-1 (7-1 ACC)
Rankings	No. 1 CFP, No. 1 AP, No. 1 USA Today
Location	Clemson, S.C.
Colors	Tiger Orange & Regalia
Enrollment	24,387
Head Coach	Dabo Swinney (Alabama '93)
Overall Record at Clemson (seasons)	101-29 (10th)
Home Record at Clemson	59-7
Away/Neutral Record at Clemson	42-22
Bowl Record at Clemson	7-4
ACC Regular-Season Record	61-16
Career Overall Record (seasons)	101-29 (10th)
Career Record vs. Alabama	1-1
Offensive Coordinators	Tony Elliott, Jeff Scott
Defensive Coordinator	Brent Venables
Athletic Website	ClemsonTigers.com

## ATHLETIC COMMUNICATIONS

Primary Football Contact	Tim Bourret (Notre Dame '77)
Cell Phone	864-356-3791
Email	btimoth@clemson.edu
Secondary Football Contact	Brian Hennessy (Clemson '98)
Cell Phone	864-986-9046
Email	bhennes@clemson.edu
Clemson Ticket Office Phone	1-800-CLEMSON
Sugar Bowl Website	AllstateSugarBowl.org
Sugar Bowl Primary Media Contact	John Sudsbury
Cell Phone	504-427-7076
Email	johns@sugarbowl.org
Sugar Bowl Secondary Media Contact	Melissa Stoltz
Cell Phone	504-669-2091
Email	melissas@sugarbowl.org

## 2017 CLEMSON RESULTS (12-1)

Date	Opponent (Rank)	W-L	Score
9-2	Kent State	W	56-3
9-9	Auburn (13,13)	W	14-6
9-16	* at Louisville (14,14)	W	47-21
9-23	* Boston College	W	34-7
9-30	* at Virginia Tech (12,12)	W	31-17
10-7	* Wake Forest	W	28-14
10-13	* at Syracuse	L	24-27
10-28	* Georgia Tech	W	24-10
11-4	* at NC State (20,20)	W	38-31
11-11	* Florida State	W	31-14
11-18	The Citadel	W	61-3
11-25	at South Carolina (24 CFP)	W	34-10
12-2	# Miami (Fla.) (7,7)	W	38-3
* - ACC regular-season game; # - ACC Championship Game (Charlotte, N.C.); \$ - College Football Playoff Semifinal, Sugar Bowl (New Orleans, La.); Note: Home games in <b>bold</b> , opponent rankings by AP, Coaches.			



## CLEMSON vs. ALABAMA

MONDAY • JAN. 1, 2018

8:45 p.m. EST

Mercedes-Benz Superdome (72,500)  
New Orleans, La.

### TELEVISION - ESPN

Play-By-Play Announcer - Joe Tessitore

Color Commentator - Todd Blackledge

Sideline Correspondents - Holly Rowe, Laura Rutledge

### NATIONAL RADIO - ESPN

Play-By-Play Announcer - Bill Rosinski

Color Commentator - David Norrie

Sideline Correspondent - Ian Fitzsimmons

### CLEMSON RADIO - CLEMSON TIGERS NETWORK

Play-By-Play Announcer - Don Munson

Color Commentator - Rodney Williams

Sideline Correspondent - Reggie Merriweather

## CREDITS

The 2018 Clemson Sugar Bowl Guide was written and edited by football communications director **Tim Bourret**. Layout, design and editorial assistance was executed by senior associate athletic communications director **Brian Hennessy**. Special thanks to **Sam Blackman** and **Libby Kehn** in the production of the guide.

Thanks to **John Schaffhauser** for the cover designs. Photos used on the cover by **Carl Ackerman**, **Ashley Jones**, **Mark McInnis**, **David Platt** and **Dawson Powers**.

Printing by Keys Printing (Greenville, S.C.).

## ALABAMA CRIMSON TIDE

2017 Record	11-1 (7-1 SEC)
Ranking	No. 4 CFP, No. 4 AP, No. 4 USA Today
Location	Tuscaloosa, Ala.
Colors	Crimson & White
Enrollment	38,563
Head Coach	Nick Saban (Kent State '73)
Overall Record at Alabama (seasons)	125-20 (11th)
Bowl Record at Alabama	8-4
Career Overall Record (seasons)	216-62-1 (22nd)
Career Record vs. Clemson	2-1
Offensive Coordinator	Brian Daboll
Defensive Coordinator	Jeremy Pruitt
Athletic Communications Contact	Josh Maxson
Cell Phone	205-242-5917
Email	jmaxson@ia.ua.edu
Athletic Website	RollTide.com

## FBS STAT RANKING COMPARISON

Category	Clemson	Alabama
Winning Percentage	92.3 (T-2)	91.7 (6)
Scoring Offense	35.4 (21)	39.1 (12)
Scoring Defense	12.8 (2)	11.5 (1)
Total Offense	448.1 (31)	465.4 (20)
Total Defense	277.9 (6)	257.8 (2)
Rushing Offense	204.1 (33)	265.3 (10)
Rushing Defense	112.8 (13)	94.1 (3)
Passing Offense	244.1 (52)	200.1 (86)
Passing Defense	165.1 (8)	163.7 (7)
Pass Efficiency Offense	138.5 (43)	161.1 (7)
Pass Efficiency Defense	105.0 (6)	98.9 (2)
Completion % Offense	67.2 (6)	62.0 (36)
Interceptions by Defense	14 (T-27)	15 (T-18)
Sacks per Game by Defense	3.4 (3)	2.6 (T-24)
Sacks per Game Allowed	2.0 (T-62)	1.8 (T-51)
Tackles For Loss per Game by Defense	8.0 (9)	6.7 (T-40)
Tackles For Loss per Game Allowed	5.2 (38)	3.8 (4)
Turnover Margin per Game	+0.4 (T-34)	+1.0 (T-7)
Turnovers Gained	19 (T-50)	20 (T-40)
Turnovers Lost	14 (T-25)	8 (T-1)
Net Punting	36.8 (92)	40.9 (18)
Punt Return Offense	11.1 (23)	7.8 (60)
Punt Return Defense	9.8 (91)	1.3 (T-1)
Kickoff Return Offense	19.7 (93)	23.2 (26)
Kickoff Return Defense	19.8 (44)	19.3 (33)
First Downs by Offense	295 (T-12)	275 (32)
First Downs Allowed	191 (11)	179 (T-6)
Third-Down Conversion % (Offense)	46.7 (10)	41.5 (55)
Third-Down Conversion % (Defense)	27.8 (6)	33.0 (21)
Fourth-Down Conversion % (Offense)	75.0 (T-3)	81.3 (1)
Fourth-Down Conversion % (Defense)	56.0 (T-89)	35.3 (11)
Time of Possession per Game	30:53 (44)	29:50 (67)
Fewest Penalties per Game	5.0 (T-29)	5.2 (T-34)
Fewest Penalty Yards per Game	44.5 (36)	43.2 (31)

Note: National rankings in parentheses.





# RECORD-SETTING SEVEN SEASONS (2011-17)

## SECOND IN WINS

Clemson has an 82-14 record in the last seven seasons, or since the beginning of the 2011 season. The victory against The Citadel on Nov. 18 gave the Tiger program seven-straight 10-win seasons, something only Alabama has duplicated. Only Alabama (87-9) has more wins the last seven years than Clemson.

The Tigers also have the second-highest winning percentage (85.4). Only Alabama has a better winning percentage (90.6).

### MOST WINS (2011-17)

Rk	School	2017	10-WS	Win %	W-L
1.	Alabama	11-1	7	90.6	87-9
2.	<b>Clemson</b>	<b>12-1</b>	<b>7</b>	<b>85.4</b>	<b>82-14</b>
3.	Ohio State	11-2	6	83.9	78-15
4.	Florida State	6-6	5	79.6	74-19
5.	Oklahoma	12-1	6	80.2	73-18
	Stanford	9-4	5	77.7	73-21
7.	Boise State	10-3	5	78.3	72-20
	Wisconsin	12-1	5	75.8	72-23
9.	Georgia	12-1	5	75.3	70-23
10.	Oregon	7-5	4	73.9	68-24
	Northern Illinois	9-3	4	72.3	68-26
12.	Louisiana State	9-3	3	75.3	67-22
13.	Oklahoma State	9-3	4	73.3	66-24
	Michigan State	9-3	1	71.7	66-26
15.	Southern California	11-2	4	70.7	65-27

## SEVEN-STRAIGHT 10-WIN SEASONS

Clemson has a streak of seven-consecutive seasons of 10+ wins. That is tied for the sixth-longest streak in FBS history, and only nine programs have had a streak of at least seven 10-win seasons in a row. The record for consecutive 10-win seasons is 14, set by Florida State (1987-00). Alabama is the only other program with an active streak of at least seven straight 10-win seasons.

The Tigers have 14 10-win seasons in their history, so half have come in the last seven years under head coach Dabo Swinney.

Clemson has four seasons with at least 12 wins, and Swinney has three of them.

The Tigers have an 82-14 record in the last seven years, and only Alabama has a better record (87-9) and more wins. With its No. 1 ranking in the AP poll, Clemson has been ranked in 51 straight polls. That is a school record for consecutive polls ranked.

Clemson had a 50-poll streak from 1989-92 and 2012-14. The current streak includes 42-consecutive top-10 rankings, most in Clemson history by far (14 is the second-longest top-10 streak). Clemson and Alabama are tied for the longest current top-10 streak in the nation.

### LONGEST 10-WIN SEASON STREAKS

Rk	School	Years	Streak
1.	Florida State	1987-00	14
2.	<b>Alabama</b>	<b>2008-17</b>	<b>10</b>
3.	Texas	2001-09	9
4.	Miami (Fla.)	1985-92	8
	Virginia Tech	2004-11	8
6.	<b>Clemson</b>	<b>2011-17</b>	<b>7</b>
	Southern California	2002-08	7
	Boise State	2006-12	7
	Oregon	2008-14	7

Note: Active streaks in **bold**.

### CLEMSON'S 10-WIN SEASONS

Year	W-L	Head Coach(es)
2015	14-1	Dabo Swinney
2016	14-1	Dabo Swinney
1981	12-0	Danny Ford
<b>2017</b>	<b>12-1</b>	<b>Dabo Swinney</b>
1948	11-0	Frank Howard
1978	11-1	Charley Pell, Danny Ford
2012	11-2	Dabo Swinney
2013	11-2	Dabo Swinney
1987	10-2	Danny Ford
1988	10-2	Danny Ford
1989	10-2	Danny Ford
1990	10-2	Ken Hatfield
2011	10-4	Dabo Swinney
2014	10-3	Dabo Swinney

## WINNINGEST DECADE IN TIGER HISTORY

With a 12-1 record, Clemson has an 88-21 record in the decade of the 2010s. That computes to an 80.8 winning percentage, the best for any decade in school history. This decade has moved ahead of the 1980s in terms of winning percentage.

In the 1980s, Clemson had a 76.7 winning percentage (87-25-4), the fifth-best winning percentage in the nation. Clemson did not have a losing season in any year in the 1980s under head coach Danny Ford, who coached every game in that decade. Dabo Swinney has coached every game in the decade of the 2010s and has seven winning seasons and one losing season (6-7 in 2010).

### CLEMSON'S WINNINGEST DECADES

Rk	Decade	W-L-T	Win %	WS
1.	<b>2010s</b>	<b>88-21-0</b>	<b>80.8</b>	<b>7-1-0</b>
2.	1980s	87-25-4	76.7	9-0-1
3.	1950s	64-32-5	65.8	7-2-1
4.	1890s	11-6-0	64.7	3-0-1
5.	1900s	40-21-7	64.0	7-1-2
6.	2000s	79-47-0	62.7	10-0-0
7.	1990s	69-47-1	59.4	6-3-1
8.	1930s	51-37-7	57.4	5-3-2
9.	1940s	51-38-5	55.9	4-5-1
10.	1910s	42-35-6	54.2	5-3-2
11.	1960s	50-48-2	51.0	5-2-3
12.	1970s	56-54-3	50.9	4-6-0
13.	1920s	41-47-5	46.8	5-5-0

WS - winning seasons

## WINNINGEST SENIOR CLASS

Clemson's 2017 senior class became the winningest in ACC history with the 38-3 win over No. 7 Miami (Fla.) in the ACC Championship Game. This group of six scholarship seniors has posted a 50-6 record so far. A win over Alabama would tie for the most wins by a senior class in FBS history. Ironically, one of the senior classes that has the mark is the senior class Clemson will face in the Sugar Bowl, Alabama. The current Crimson Tide seniors are 51-5.

The Tigers have had records of 10-3, 14-1, 14-1 and 12-1 the last four years, while Alabama has been 12-2, 14-1, 14-1 and 11-1.

Clemson's current junior class is 40-3 in three years. That is already the fifth-most wins by a Tiger senior class. In other words, the current Clemson juniors could go all of next year without a win and still finish fifth in school history in wins for a senior class.

### WINNINGEST SENIOR CLASSES

Rk	School	Years	W-L
1.	Alabama	2013-16	51-6
	Alabama	2014-17	51-5
3.	<b>Clemson</b>	<b>2014-17</b>	<b>50-6</b>
	Boise State	2008-11	50-3
	Alabama	2012-15	50-6
	Ohio State	2012-15	50-4
7.	<b>Clemson</b>	<b>2013-16</b>	<b>49-7</b>
	Nebraska	1994-97	49-2
	Boise State	2006-09	49-4
	Alabama	2009-12	49-5
	Boise State	2009-12	49-4
	Florida State	2012-15	49-6

## NINTH ACC TEAM WITH 12 WINS

Clemson became just the ninth ACC school with 12 wins in a season when it defeated No. 7 Miami (Fla.) in the ACC Championship Game. It is the third-straight year Clemson has done it, as the Tigers were 14-1 in both 2015 and 2016.

The Tigers' 1981 national championship team was the first ACC squad to total 12 wins in a season. Florida State did it five times between 1993 and 2014. The Seminoles actually had a streak of three seasons with at least 12 wins from 2012-14. They had a record 14 wins (14-0) in 2013, then Clemson tied the mark the last two years.

Miami and Pittsburgh had 12-win seasons previously, but they were not in the ACC at the time.

## ACC'S WINNINGEST TEAMS

Rk	School	Year	W-L
1.	<b>Clemson</b>	<b>2015</b>	<b>14-1</b>
	<b>Clemson</b>	<b>2016</b>	<b>14-1</b>
	Florida State	2013	14-0
4.	Florida State	2014	13-1
5.	<b>Clemson</b>	<b>1981</b>	<b>12-0</b>
	Clemson	2017	12-1
	Florida State	1993	12-1
	Florida State	1999	12-0
	Florida State	2012	12-2

## 11-1 IN TOP-15 MATCHUPS SINCE 2015

Clemson already has top-15 wins over Auburn, Louisville, Virginia Tech and Miami (Fla.) this season. Clemson won all four games and was the first team since the AP poll started in 1936 to beat three teams in the top 15 in September. The last team to beat three top-15 teams in its first five games of the season was Notre Dame in 1980.

The Tigers are very experienced in big games the last three years. The Alabama game will be Clemson's 13th matchup of top-15 teams since the start of 2015. That dates to Oct. 3, 2015, when No. 11 Clemson played No. 6 Notre Dame at Clemson. The Tigers are 11-1 in top-15 matchups during the last three years.

### CLEMSON'S TOP-15 MATCHUPS (2015-17)

Date	Opponent	CU Rk	Opp. Rk	W-L	Score
<b>10-3-2015</b>	<b>Notre Dame</b>	<b>11,12</b>	<b>6,7</b>	<b>W</b>	<b>24-22</b>
12-5-2015	North Carolina	1,1	8,8	W	45-37
12-31-2015	Oklahoma	1,1	4,3	W	37-17
1-11-2016	Alabama	1,1	2,2	L	40-45
<b>10-1-2016</b>	<b>Louisville</b>	<b>5,3</b>	<b>3,4</b>	<b>W</b>	<b>42-36</b>
10-29-2016	at Florida State	3,3	12,14	W	37-34
12-31-2016	Ohio State	3,3	2,2	W	31-0
1-9-2017	Alabama	3,3	1,1	W	35-31
<b>9-9-2017</b>	<b>Auburn</b>	<b>3,3</b>	<b>13,13</b>	<b>W</b>	<b>14-6</b>
9-16-2016	at Louisville	3,2	14,14	W	47-21
9-30-2017	at Virginia Tech	2,2	12,12	W	31-17
12-2-2017	Miami (Fla.)	1,1	7,7	W	38-3

Note: Rankings by AP, Coaches; Clemson home games in **bold**.

## EXCEEDING EXPECTATIONS

Clemson has equaled or exceeded its postseason AP and USA Today rankings in comparison to its preseason rankings each of the last six seasons (2011-16). That was quite an accomplishment in the 2016 season, as Clemson was No. 2 in the preseason of both polls and had to finish No. 1 to exceed the preseason rankings. The Tigers accomplished that by winning the national championship.

The Tigers have exceeded their preseason ranking each of the last six years in the coaches poll and exceeded their preseason ranking in the AP poll five of the six seasons. Clemson was picked No. 8 in the AP preseason poll in 2013 and finished No. 8. Dabo Swinney is the first coach in history with a six-year streak in that area. John Cooper (Ohio State) and Bill Snyder (Kansas State) had five-year streaks.

### CLEMSON PRESEASON VS. POSTSEASON

Year	AP Pre-Final	Coaches Pre-Final
2011	NR-22	NR-22
2012	14-11	14-9
2013	8-8	8-7
2014	16-15	16-15
2015	12-2	12-2
2016	2-1	2-1
2017	5-NA	5-NA

## FIVE STRAIGHT YEARS WITH BOWL WIN

Clemson has won a bowl game five straight seasons dating to the 2012 season, when the Tigers defeated Louisiana State. This is the first time Clemson has won a bowl game five straight seasons since the 1986-90 era, when Clemson won five straight. Clemson has not won five straight bowls, as the Alabama game in the national championship game in January 2016 counts as a bowl game, but the Tigers did beat Oklahoma in the 2015 Orange Bowl and Ohio State in the 2016 Fiesta Bowl.



# RECORD-SETTING SEVEN SEASONS (2011-17)

What is special about this run is that Clemson has done it against teams ranked in the top 25 in each game. Clemson beat No. 9 Louisiana State in the Chick-fil-A Bowl at the end of the 2012 season. The next year, Clemson downed No. 7 Ohio State in the Orange Bowl. Then in 2014, the Tigers defeated No. 24 Oklahoma 40-6. In 2015, Clemson added a fourth-straight victory with a 37-17 win over No. 4 Oklahoma in the Orange Bowl. Then in 2016, Clemson defeated No. 2 Ohio State 31-0 in the Fiesta Bowl and top-ranked Alabama in the national championship game.

Clemson is the only team in the nation to win a bowl game each of the last five years against teams ranked in the top 25. All six of the wins (two wins in 2016 season) have come against schools ranked in the top 15 in FBS history in winning percentage as well. All six victories came against coaches who already had a national championship on their resumé as well.

Dabo Swinney is the only coach in college football history to defeat coaches who already had a national championship victory on their resumé five consecutive years in bowl games.

## SWINNEY VS. THE BEST

When Dabo Swinney and the Tigers defeated Urban Meyer and Ohio State on New Year's Eve in 2016, it gave Swinney a bowl win in five consecutive seasons. But these are not run-of-the-mill bowl victories. Swinney became the first coach in history to defeat a coach in a bowl game who already had a national championship on his resumé. He then added to the accomplishment by beating Nick Saban and Alabama in the national championship game in Tampa, Fla.

Clemson has five wins in bowl games over teams ranked in the top 10 during the last five years, more than any other school. Alabama is second with four since 2012. Clemson has more top-10 wins in bowl games during the last five years than all the other ACC teams combined. Florida State has two, Georgia Tech has one and Louisville has one since 2012.

## SWINNEY'S BOWL WINS (2012-16)

Year	Opponent	Score	Head Coach
2012	Louisiana State	25-24	Les Miles
2013	Ohio State	40-35	Urban Meyer
2014	Oklahoma	40-6	Bob Stoops
2015	Oklahoma	37-17	Bob Stoops
2016	Ohio State	31-0	Urban Meyer
	Alabama	35-31	Nick Saban





# PERSONNEL OVERVIEW

When you consider that Clemson's 2017 roster has just six scholarship seniors and the coaching staff had to replace players who accounted for 77 percent of the offense from 2016, the team's No. 1 ranking entering the College Football Playoff is quite remarkable.

Many of the questions for head coach Dabo Swinney in the summer leading up to this season were about players who had graduated. Deshaun Watson, Wayne Gallman, Jordan Leggett, Mike Williams and Artavis Scott were playmakers who had taken Clemson to the national championship in 2016, and the championship game the previous year.

Swinney began in 2017 that he has a program built for the long term, and that has certainly been his primary focus since he became head coach on an interim basis in the middle of the 2008 season and on a permanent basis in 2009.

Despite the loss of Watson (who continued to prove his abilities at the NFL level over the first seven games of 2017 before suffering a torn ACL) and the aforementioned skill-position players who accounted for a combined 2,863 receiving yards and 1,770 rushing yards, Clemson has averaged 35.4 points per game in 2017.

Additionally, the Tigers are more balanced than their predecessor and are on pace to be just the third offense in Clemson history to average 200 rushing yards per game and 200 passing yards per game in the same season.

Defensively, Clemson has had one of its best seasons in history and is second in the nation in scoring defense (12.8) behind only Alabama. The Tigers are also sixth in total defense, third in sacks, fourth in yards per play allowed and first in rushing touchdowns allowed. Clemson has scored 40 rushing touchdowns and allowed just five.

The season got off to a great start with three wins over top-15 teams Auburn, Louisville and Virginia Tech in September. Clemson became the first FBS school to have three top-15 wins in September. By season's end, Clemson became the first Power Five school with four road wins over teams that ended the season with at least eight wins.

Overall, Clemson has six top-25 victories, most in school history, with five of the six taking place away from home. That includes a 38-3 victory over No. 7 Miami (Fla.) in the ACC Championship Game, the largest margin of victory in school history against a top-25 opponent.

In terms of All-America accolades, this is a talented team. Eight different players were named to a first, second or third team by at least one service, the most different players on one team in school history. Six Tigers were named first, second or third team by one of the five major All-America teams recognized by the NCAA when it formulates the consensus All-America team.

While Clemson does not have the skill-position players it has had in previous years, it has a school-record six linemen, three on each side of the ball, who were named First-Team All-ACC. Five of the six would be considered an All-American, including four who made at least one first-team All-America squad.

## OFFENSE

Clemson has had a balanced offense in 2017. We are talking about balanced in terms of rushing vs. passing, and balanced in terms of spreading the ball around to playmakers.

As stated above, Clemson is averaging 204 rushing yards per game and 244 passing yards per game, and has joined the 2000 team and 2015 team as the only Tiger squads to average at least 200 yards per game in each area.

While Clemson has averaged just under 450 yards per game of total offense, Swinney's team is not close to having a 1,000-yard rusher or receiver. However, this is the first Clemson team in history with three 600-yard rushers and three 500-yard receivers.

The balance is the result of having many young talented players who deserve playing time and the fact that Clemson has had large leads entering the fourth quarter in many games. Only two of Clemson's 13 games have been decided by seven points or less, compared to eight of the 15 contests last year. The Tigers have allowed an average of just 6.2 points per game over the first three quarters this season.

Clemson is one of the few teams nationally that uses four running backs virtually every game. As a result, no running back has played more than 350 of the offense's 978 snaps this year.

First-year freshman Travis Etienne, who has not started a game, is the top rusher with 744 yards and 13 touchdowns. The native of Louisiana has had just 103 carries and 222 snaps to gain those 744 yards, meaning he averages 7.2 yards per carry, 11th best in the nation among players with at least 100 carries. He leads the nation in rushing touchdowns per carry among players with at least 100 carries as well. He is scoring a touchdown every 7.9 carries.

Tavien Feaster has started 10 games and has seen the most playing time with 348 snaps. He has the same amount of carries as Etienne (103), and he has 659 rushing yards, leading to a strong 6.4 yards-per-carry figure and seven touchdowns.

Etienne and Feaster both have explosive speed and both have rushing touchdowns of 80+ yards, the only FBS teammates who can make that claim.

Adam Choice has six rushing touchdowns and 312 rushing yards in 62 carries. He is averaging 5.0 yards per carry and has added eight receptions for 48 yards. C.J. Fuller has played 222 snaps, the same as Etienne, and has 58 carries for 217 yards and three touchdowns.

Quarterback Kelly Bryant has been a big contributor to the ground game with 646 yards and 11 touchdowns on a team-high 173 carries. He is just two rushing touchdowns short of Woodrow Dantzler's (2000) school record for a quarterback in a season.

Bryant has also been efficient as a passer, completing 244-362 passes for 2,678 yards and 13 touchdowns against just six interceptions. That 67.4 completion percentage is fifth best in the nation and just ahead of Watson's 67.0 completion percentage recorded last year. Bryant has thrown just one interception in 149 attempts against AP top-25 teams as well.

Bryant is averaging 206 passing yards per game and 50 rushing yards per game, and he is a big reason the offense has just three turnovers in six games away from home.

The native of Calhoun Falls, S.C., who already has the school record for wins by a quarterback in his first year as a starter (12), has finished strong. In the last three games, he has completed 63-85 passes for 754 yards and six touchdowns against just one interception. That computes to a 74-percent completion mark and nearly nine yards per passing attempt.

Like the running-back contingent, the wide-receiver corps is also balanced in terms of participation, as nine receivers have played at least 149 snaps this year. Three receivers stand out, as Hunter Renfrow, Deon Cain and Ray-Ray McCloud all have at least 46 receptions for at least 500 yards.

Renfrow leads the group with 55 catches for 571 yards and three touchdowns. All three of his scores have come over the last three games, including two in the rivalry win at South Carolina. Renfrow caught the game-winning touchdown pass in the national championship victory from Watson last year, acclaim that has led to him to sign over 3,000 Sports Illustrated covers. In two previous games against Alabama, the former walk-on from Myrtle Beach, S.C., has 17 receptions for 180 yards and four touchdowns.

In 2017, Renfrow has 16 receptions on third down that have gone for a first down, tied for sixth most in the nation. In his career, he has 39 receptions on third down for 394 yards, resulting in 30 first downs.

Renfrow and Cain both were named Third-Team All-ACC in 2017. While Renfrow leads the team in receptions, Cain leads the squad in receiving yards and receiving touchdowns. The native of Florida has 52 catches for 659 yards and six scores. His sixth touchdown came against No. 7 Miami (Fla.) in the ACC Championship Game, and it gave him 20 receiving touchdowns in his career, just the fifth Tiger to reach that number.

McCloud is the third wide receiver in the starting lineup, and he leads the group in all-purpose yards. McCloud has 46 catches for 502 yards and a touchdown, and he has added 30 rushing yards and 303 punt-return yards.

Any of six other receivers could have an impact against Alabama. The most productive of late has been Tee Higgins, a freshman from Knoxville, Tenn., who has 17 catches for 345 yards. That 20.3-yard average is best on the team. He had 84 receiving yards at South Carolina to lead the team. Fellow Tennessean Amari Rodgers is fourth on the team in catches (18).

The tight-end position is led by junior Milan Richardson. The junior, who is the nephew of former Heisman Trophy winner Herschel Walker, has 17 catches for 206 yards and a touchdown. Cannon Smith and D.J. Greenlee are two more tight ends who have played 175 snaps and 166 snaps, respectively.

The strength of Clemson's offense might be on the offensive line. The group features All-American Mitch Hyatt, a veteran of 42 games and 41 starts over the last three years. In November, Hyatt was named the winner of the ACC Jacobs Blocking Trophy, Clemson's first recipient of the award presented to the league's top blocker in 30 years. Hyatt was a three-time winner of the ACC Offensive Lineman-of-the-Week award and is the first Tiger offensive lineman in history to be named First-Team All-ACC as a sophomore and junior.

Tyrone Crowder is a graduate starting offensive guard with nearly as much experience as Hyatt. The native of North Carolina has also been named First-Team All-ACC each of the last two years and is a third-team All-American this year.

Justin Falcinelli is a third First-Team All-ACC offensive lineman. The center has actually played the most snaps (862) on the team this year. An honorable mention All-American, Falcinelli earned his degree in just three years and is playing his final two seasons while attending graduate school.

Taylor Hearn is a starting offensive guard who has had an outstanding year. The junior has played 707 snaps and is among the best run blockers in the ACC. He was a Third-Team All-ACC selection.

The right offensive tackle position has been a constant competition between Sean Pollard and Tremayne Anchrum. Pollard has eight starts and 407 snaps, while Anchrum has seven starts and 540 snaps. Both have been big reasons Clemson has 40 rushing touchdowns this year, tied for fourth most in the nation.

This is the deepest offensive line Clemson has had in years. Backups John Simpson (300) and Maverick Morris (401) have not been starters, but they have combined to play 701 snaps.

## DEFENSE

Clemson's defense features four defenders who were named first-team All-American by at least one service. Three of the four play on the defensive line. The one starter who did not earn first-team All-America honors was a First-Team All-ACC selection and is considered the most talented of the group.

The Tigers are in the top 15 in the nation in the four major categories of scoring defense (2), total defense (6), rushing defense (13) and passing defense (8), one of four schools (Alabama, Georgia, Wisconsin) that can make that claim. The Tigers are trying to become the first Clemson team in history to lead the ACC in all four of those categories.



# PERSONNEL OVERVIEW

Like the offense, the stats for the Clemson defense are balanced. Only two Tigers have more than 62 tackles on the season, and no one has 100. Twenty-eight players have a tackle for loss and 19 players have been involved in a sack.

Clemson is third in the nation in sacks (3.4 per game) and ninth in tackles for loss (8.0 per game). Clemson's front four of Austin Bryant, Clelin Ferrell, Dexter Lawrence and Christian Wilkins have combined for 199 tackles, 43 tackles for loss, 23 sacks and 37 quarterback pressures.

Bryant, a junior from Pavo, Ga., is a first-team All-American by the Football Writers Association. He had a school-record-tying four sacks in the win over No. 13 Auburn and was named national defensive player-of-the-week by every service. He has 54 tackles, including 46 first hits, and 14.5 tackles for loss.

Ferrell, a sophomore from Richmond, Va., is a first-team All-American by AP and a second-team selection by seven other services. The defensive end leads the Tigers in tackles for loss (17) and sacks (8.5). He has 61 tackles to lead the front four, including 12 in the win at No. 20 NC State. He is the only player in the nation with two games with at least five tackles for loss.

Wilkins, a junior athletically who graduated on Dec. 20, is a first-team All-American by Sporting News and AFCA. The native of Springfield, Mass., is a two-time All-American who has 47 tackles this year, including seven in an outstanding performance against No. 7 Miami (Fla.) in the ACC Championship Game. He is the recipient of the Willis Award, which is presented by the Columbus Ohio Touchdown Club to the top defensive lineman in the nation.

Lawrence, a sophomore from Wake Forest, N.C., has had an injury-riddled season and would have been in the first-team All-America mix had he not missed a few games with a foot injury. Still, he has 37 tackles in 387 snaps over 11 games and has three tackles for loss and 2.5 sacks. He is a First-Team All-ACC selection and is a third-team All-American by Sports on Earth.

Albert Huggins (21 tackles, five tackles for loss) and Jabril Robinson (19 tackles) are two more contributors in the interior of Clemson's defensive line who would start for many FBS schools.

Clemson's second line of defense also features an All-American. Dorian O'Daniel has made his fifth year special, as he leads the Tigers in tackles (99), including 10.5 tackles for loss and five sacks. His all-around abilities are a great contribution to Clemson's pass and rush defense. He has two interception returns for scores, the first Tiger linebacker in history to do that. Not only is O'Daniel a finalist for the Butkus Award and Bowden Award, he is a first-team All-American by Sports Illustrated.

O'Daniel's cohorts at the second line of defense are Kendall Joseph and Tre Lamar. Joseph is a Third-Team All-ACC player and has 80 tackles, second most on the team. He has 10 quarterback pressures. Lamar has 52 tackles in his 10 games, as he missed three games at the end of the season with a shoulder injury. He has four sacks, including one against Florida State when he caused a fumble and recovered it.

Clemson has had great depth at linebacker. Junior J.D. Davis has started four games and has 48 tackles at an inside linebacker position, while James Skalski has started two contests and has 34 stops. Chad Smith has added 19 stops in a reserve role, and Jalen Williams has 17 tackles.

The Tiger secondary is underrated to some degree. A secondary that is fourth in the nation in yards per pass attempt, sixth in pass efficiency defense and eighth in passing yards allowed does not have an All-American at any level, and does not have a first, second or third-team all-conference selection.

Cornerback Ryan Carter has led the way with three interceptions and a team-high 10 pass breakups. He also has 28 tackles, including 26 solo. His 12-yard

pick-six at South Carolina set the tone for the evening in Clemson's 34-10 win.

Cornerback Trayvon Mullen has played over 600 snaps and is an Honorable Mention All-ACC choice. The sophomore has 39 tackles, seven pass breakups and three interceptions.

Van Smith has been a starting safety each of the last two years. He has 54 tackles this year and an interception against Florida State that turned that game around. Tanner Muse and K'Von Wallace have held down most of the time at the other safety position. Muse has 62 tackles in starting nine games, and Wallace has 32 tackles in his five starts.

Other defensive backs who have made contributions are Isaiah Simmons (47 tackles), A.J. Terrell and Mark Fields. Fields has missed the last six games with a foot injury, but hopes to return for the Sugar Bowl.

## SPECIAL TEAMS

Clemson's special teams are led by punt returner Ray-Ray McCloud. The junior has averaged 12.1 yards per punt return this year and is ninth in the nation. His 77-yard punt return for a touchdown at No. 20 NC State was the longest by a Tiger since 2009. His 303 punt-return yards are the most in a season since Justin Miller had 339 in 2004. His five returns of 20+ yards are in a tie for fourth in the nation.

Will Spiers has been Clemson's starting punter all year and has a solid 40.8-yard average along with a 38.1-yard net figure. He has 25 punts inside the 20 and 12 punts of 50+ yards.

Greg Huegel started the year as Clemson's placekicker, but the junior, who was previously an All-American, suffered a torn ACL in practice the week after the Louisville game and was lost for the season. Alex Spence took over and has made 7-12 field-goal attempts this year, but he has made five of his last six attempts, including a career-long (by 16 yards) 46-yarder in the ACC Championship Game.

Clemson has been outstanding on kick coverage all year. Opponents have just 176 yards on punt returns and average just 19.8 yards on kickoff returns. The opponents' longest kickoff return is just 33 yards, and Clemson has allowed just two kickoff returns of more than 30 yards all year. Two years ago, Clemson allowed 13 kickoff returns of 30+ yards, second worst in the nation.





# VETERAN ROSTER (NUMERICAL)



#	Player	Pos.	Hgt.	Wgt.	Cl.	Exp.	Hometown	High School or Junior College	Pronunciation
1	Trayvon Mullen	CB	6-2	190	So.	1VL	Fort Lauderdale, Fla.	Coconut Creek HS	
1	Trevion Thompson	WR	6-2	200	*Jr.	2VL	Durham, N.C.	Hillside HS	Trevion (TRAY-vee-ahn)
2	Kelly Bryant	QB	6-4	220	Jr.	2VL	Calhoun Falls, S.C.	Wren HS	
2	Mark Fields	CB	5-11	180	Jr.	2VL	Charlotte, N.C.	William Amos Hough HS	
3	Amari Rodgers	WR	5-9	210	Fr.	HS	Knoxville, Tenn.	Knoxville Catholic HS	
5	Shaq Smith	LB	6-2	245	*Fr.	RS	Baltimore, Md.	IMG (Fla.) Academy	
5	Tee Higgins	WR	6-4	200	Fr.	HS	Oak Ridge, Tenn.	Oak Ridge HS	
6	Dorian O'Daniel	LB	6-1	220	*Gr.	3VL	Olney, Md.	Our Lady of Good Counsel HS	
6	Zerrick Cooper	QB	6-2	220	*Fr.	RS	Jonesboro, Ga.	Jonesboro HS	
7	Austin Bryant	DE	6-5	265	Jr.	2VL	Pavo, Ga.	Thomas County Central HS	Pavo (PAY-voh)
8	Deon Cain	WR	6-1	190	Jr.	2VL	Tampa, Fla.	Tampa Bay Technical HS	
8	A.J. Terrell	CB	6-1	190	Fr.	HS	Atlanta, Ga.	Westlake HS	Terrell (teh-REHL)
9	Travis Etienne	RB	5-10	200	Fr.	HS	Jennings, La.	Jennings HS	Etienne (EE-tee-ehn)
9	Brian Dawkins Jr.	CB	5-7	165	*Fr.	RS	Parker, Colo.	Valor Christian HS	
10	Tucker Israel	QB	5-11	165	*So.	SQ	Orlando, Fla.	Lake Nona HS	
11	Isaiah Simmons	S	6-3	225	*Fr.	RS	Olathe, Kan.	Olathe North HS	Olathe (oh-LAY-thuh)
11	Shadell Bell	TE	6-1	225	*So.	SQ	Decatur, Ga.	Columbia HS	
12	K'Von Wallace	DB	6-0	195	So.	1VL	Richmond, Va.	Highland Springs HS	K'Von (KAY-vahn)
13	Hunter Renfrow	WR	5-10	180	*Jr.	2VL	Myrtle Beach, S.C.	Socastee HS	Socastee (SAHK-uh-stee)
14	Diondre Overton	WR	6-5	205	So.	1VL	Greensboro, N.C.	Walter Hines Page HS	
14	Denzel Johnson	S	6-1	200	*So.	1VL	Columbia, S.C.	A.C. Flora HS	
15	Hunter Johnson	QB	6-2	210	Fr.	HS	Brownsburg, Ind.	Brownsburg HS	
16	Will Swinney	WR	5-9	185	Fr.	HS	Clemson, S.C.	Daniel HS	
17	Cornell Powell	WR	6-0	205	So.	1VL	Greenville, N.C.	J.H. Rose HS	
18	T.J. Chase	WR	6-1	185	*Fr.	RS	Plant City, Fla.	Plant City HS	
19	Tanner Muse	S	6-2	225	*So.	1VL	Belmont, N.C.	South Point HS	
20	Jack Swinney	WR	5-9	160	*Sr.	SQ	Lawrenceville, Ga.	Brookwood HS	
21	Ray-Ray McCloud	WR/CB	5-10	180	Jr.	2VL	Tampa, Fla.	Sickles HS	
22	Xavier Kelly	DE	6-4	265	*Fr.	RS	Wichita, Kan.	East HS	Xavier (ehx-ZAYV-yuhr)
23	Van Smith	S	5-11	185	Jr.	2VL	Charlotte, N.C.	William Amos Hough HS	
24	Nolan Turner	S	6-1	200	*Fr.	RS	Vestavia Hills, Ala.	Vestavia Hills HS	
25	J.C. Chalk	TE	6-3	250	*Fr.	RS	Argyle, Texas	Argyle HS	
26	Adam Choice	RB	5-8	210	*Jr.	2VL	Thomasville, Ga.	Thomas County Central HS	
27	C.J. Fuller	RB	5-10	205	*Jr.	2VL	Easley, S.C.	Easley HS	
28	Tavien Feaster	RB	5-11	220	So.	1VL	Spartanburg, S.C.	Spartanburg HS	
29	Marcus Edmond	CB	6-0	180	*Gr.	2VL	Hopkins, S.C.	Lower Richland HS	
30	Jalen Williams	LB	5-10	210	Jr.	2VL	Columbia, S.C.	Blythewood HS	
31	Ryan Carter	CB	5-9	180	*Gr.	3VL	Grayson, Ga.	Grayson HS	
32	Kyle Cote	S	5-10	185	*So.	1VL	Six Mile, S.C.	Daniel HS	Cote (COHT-ee)
33	J.D. Davis	LB	6-2	225	Jr.	2VL	Clemson, S.C.	Daniel HS	
34	Kendall Joseph	LB	6-0	225	*Jr.	2VL	Belton, S.C.	Belton-Honea Path HS	Honea (HUHN-ee-uh)
35	Justin Foster	DE	6-4	255	Fr.	HS	Shelby, N.C.	Crest HS	
35	Ty Thomason	RB	5-10	225	*So.	SQ	Greenville, S.C.	Eastside HS	
39	Christian Groomes	PK	5-11	200	Sr.	SQ	Central, S.C.	Daniel HS	
41	Connor Sekas	LB	6-1	225	Sr.	SQ	Vienna, Va.	James Madison HS	Sekas (SEE-kuhs)
41	Alex Spence	PK	6-2	200	*Jr.	SQ	Florence, S.C.	West Florence HS	
42	Christian Wilkins	DL	6-4	300	Jr.	2VL	Springfield, Mass.	Suffield (Conn.) Academy	
43	Chad Smith	LB	6-4	235	*So.	1VL	Sterling, Va.	Domination HS	
44	Nyles Pinckney	DT	6-1	300	*Fr.	RS	Beaufort, S.C.	Whale Branch Early College HS	
45	Chris Register	DE	6-3	255	*Jr.	1VL	Greensboro, N.C.	Dudley HS	
47	James Skalski	LB	6-0	240	So.	1VL	Sharpsburg, Ga.	Northgate HS	Skalski (SKAL-skee)
48	Will Spiers	P	6-4	225	*Fr.	RS	Cameron, S.C.	Calhoun Academy	
50	Jabril Robinson	DT	6-2	270	*Jr.	2VL	Leland, N.C.	North Brunswick HS	Leland (LEE-lehnd)
50	Justin Falcinelli	C	6-4	305	*Gr.	2VL	Middletown, Md.	Middletown HS	Falcinelli (fal-sih-NEHL-ee)
51	Taylor Hearn	OG	6-5	330	*Jr.	2VL	Williston, S.C.	Williston-Elko HS	
52	Austin Spence	LS	6-1	200	*So.	SQ	Florence, S.C.	West Florence HS	
55	Tyrone Crowder	OG	6-2	340	*Gr.	3VL	Marston, N.C.	Richmond Senior HS	
57	Tre Lamar	LB	6-4	250	So.	1VL	Roswell, Ga.	Roswell HS	
58	Patrick Phibbs	LS	6-2	215	*So.	SQ	Pittsburgh, Pa.	Central Catholic HS	
59	Gage Cervenka	C	6-3	320	*So.	1VL	Greenwood, S.C.	Emerald HS	
60	Kelby Bevelle	OT	6-2	270	*Sr.	SQ	Apopka, Fla.	Apopka HS	Bevelle (BEHV-uhl)
61	Kaleb Bevelle	DE	6-4	265	*Sr.	SQ	Apopka, Fla.	Apopka HS	Bevelle (BEHV-uhl)
62	Cade Stewart	OL	6-2	300	*Fr.	RS	Six Mile, S.C.	Daniel HS	
64	Pat Godfrey	C	6-2	275	*Gr.	SQ	Greenlawn, N.Y.	Harborfields HS	
67	Albert Huggins	DT	6-3	305	Jr.	2VL	Orangeburg, S.C.	Orangeburg-Wilkinson HS	
69	Maverick Morris	OL	6-4	300	*Gr.	3VL	Broxton, Ga.	Coffee HS	
70	Seth Penner	OG	6-2	300	*So.	1VL	Naples, Fla.	First Baptist Academy	
73	Tremayne Anchrum	OT	6-2	290	So.	1VL	Powder Springs, Ga.	McEachern HS	
74	John Simpson	OG	6-4	320	So.	1VL	North Charleston, S.C.	Fort Dorchester HS	
75	Mitch Hyatt	OT	6-5	305	Jr.	2VL	Suwanee, Ga.	North Gwinnett HS	
76	Sean Pollard	OL	6-5	315	So.	1VL	Jackson Springs, N.C.	Pinecrest HS	
77	Zach Giella	OL	6-4	295	*So.	1VL	Lincolnton, Ga.	Augusta Christian Schools	Giella (jee-EH-luh)
78	Chandler Reeves	OT	6-7	285	*Fr.	RS	McDonough, Ga.	Eagle's Landing Christian Academy	
80	Milan Richard	TE	6-2	255	*Jr.	2VL	Savannah, Ga.	Calvary Day School	
84	Cannon Smith	TE	6-4	270	*Jr.	2VL	Columbia, S.C.	Hammond School	
87	D.J. Greenlee	TE	6-1	245	*Gr.	2VL	Clemson, S.C.	Daniel HS	
89	Drew Costa	PK	5-9	170	*Sr.	HS	Folly Beach, S.C.	Bishop England HS	
90	Dexter Lawrence	DT	6-4	340	So.	1VL	Wake Forest, N.C.	Wake Forest HS	
93	Sterling Johnson	DT	6-4	300	*So.	1VL	Clayton, N.C.	Cleveland HS	
99	Clelin Ferrell	DE	6-5	260	*So.	1VL	Richmond, Va.	Benedictine College Preparatory	Clelin (CLEE-lihn)

\* - spent one season as a redshirt player; ^ - has two years of eligibility remaining in 2017 and 2018; ° - has three years of eligibility remaining in 2017, 2018 and 2019





# RESERVE ROSTER (NUMERICAL)

#	Player	Pos.	Hgt.	Wgt.	Cl.	Exp.	Hometown	High School or Junior College	Pronunciation
21	Darien Rencher	RB	5-8	195	*Fr.	RS	Anderson, S.C.	T.L. Hanna HS	
27	Alex Dalton	S	5-8	200	*Fr.	HS	Anderson, S.C.	T.L. Hanna HS	
32	Sylvester Mayers	RB	5-7	150	Fr.	HS	Richmond, Va.	Benedictine College Preparatory	
37	Austin Jackson	S	6-2	200	*So.	RS	Cary, N.C.	Green Hope HS	
37	Ryan Mac Lain	RB	5-9	175	*So.	SQ	Plymouth, Ind.	Plymouth HS	Mac Lain (mak-LAYN)
39	Cameron Scott	CB	5-11	205	*Jr.	SQ	Florence, S.C.	Wilson HS	
40	Hall Morton	S	5-8	180	*Fr.	RS	Birmingham, Ala.	Oak Mountain HS	
45	Josh Jackson	DB	6-1	190	*Fr.	HS	Greenville, S.C.	Christ Church Episcopal School	
46	Jarvis Magwood	LB	5-11	215	*Jr.	SQ	Greenville, S.C.	James F. Byrnes HS	
48	Landon Holden	LB	6-1	225	*Fr.	HS	Inman, S.C.	Chapman HS	
52	Matthew King	LB	6-0	230	*So.	HS	Inman, S.C.	Boiling Springs HS	
53	Regan Upshaw	LB	5-10	225	*Fr.	RS	Bradenton, Fla.		
81	Kanyon Tuttle	WR	5-11	170	*So.	SQ	Charlotte, N.C.	Charlotte Latin School	
83	Carter Groomes	WR	5-9	185	*Fr.	RS	Central, S.C.	Daniel HS	
86	Ryan Enniss	TE	6-4	245	*Fr.	HS	York, S.C.	York Comprehensive HS	
88	Jayson Hopper	WR	6-0	215	*Fr.	HS	Lexington, S.C.	Lexington HS	
92	Daniel Funderburk	DT	6-3	245	*Fr.	HS	North Myrtle Beach, S.C.	North Myrtle Beach HS	
95	Isaac Moorhouse	DT	6-3	270	*So.	HS	Anderson, S.C.	Anderson Christian School	
96	Michael Batson	P	5-9	205	*So.	SQ	Central, S.C.	Christ Church Episcopal School	
97	Carson King	P	6-0	225	*So.	SQ	Nashville, Tenn.	Brentwood Academy	
97	Nick Rowell	DE	6-3	250	*So.	HS	Spartanburg, S.C.	James F. Byrnes HS	

\* - spent one season as a redshirt player

# NON-ACTIVE ROSTER (NUMERICAL)

#	Player	Pos.	Hgt.	Wgt.	Cl.	Exp.	Hometown	High School or Junior College	Pronunciation
7	Chase Brice	QB	6-2	210	Fr.	HS	Grayson, Ga.	Grayson HS	
10	Baylon Spector	LB	6-2	220	Fr.	HS	Calhoun, Ga.	Calhoun HS	Baylon (BAY-lehn)
20	LeAnthony Williams	CB	6-0	175	Fr.	HS	Atlanta, Ga.	Westlake HS	
31	Cole Renfrow	TE	5-11	235	*Fr.	HS	Myrtle Beach, S.C.	Socastee HS	Socastee (SAHK-uh-stee)
36	Judah Davis	LB	6-2	235	Jr.	2VL	Clemson, S.C.	Daniel HS	
44	Garrett Williams	TE	6-4	245	Jr.	2VL	Orlando, Fla.	The First Academy	
47	Peter Cote	S	5-11	170	Fr.	HS	Six Mile, S.C.	Daniel HS	Cote (COHT-ee)
49	Richard Yeargin	DE	6-4	260	*Jr.	2VL	Lauderdale Lakes, Fla.	University School of Nova Southeastern University	
54	Logan Rudolph	DE	6-2	230	Fr.	HS	Rock Hill, S.C.	Northwestern HS	
56	Luke Price	LB	6-2	225	Fr.	HS	Dillon, S.C.	Dillon Christian School	
59	Jordan Williams	DT	6-4	280	Fr.	HS	Virginia Beach, Va.	Frank W. Cox HS	
65	Matt Bockhorst	OG	6-3	305	Fr.	HS	Cincinnati, Ohio	St. Xavier HS	
68	Noah DeHond	OT	6-6	310	Fr.	HS	Rochester, N.Y.	Peddie (N.J.) School	
71	Jack Maddox	LS	6-2	210	Fr.	HS	Acton, Mass.	Acton-Boxborough Regional HS	
72	Blake Vinson	OT	6-4	290	Fr.	HS	Ocala, Fla.	North Marion HS	
82	Will Brown	WR	5-8	190	Fr.	HS	Boiling Springs, S.C.	Boiling Springs HS	
92	Greg Huegel	PK	5-11	195	*Jr.	2VL	Blythewood, S.C.	Blythewood HS	Huegel (HYOO-guhl)
94	Jacob Edwards	DE	6-2	265	Fr.	HS	Vestavia Hills, Ala.	Vestavia Hills HS	
95	James Edwards	DE	6-2	260	Fr.	HS	Vestavia Hills, Ala.	Vestavia Hills HS	

\* - spent one season as a redshirt player; ~ - out for the season due to injury

# COACHES

Coach	Title(s)	Position(s)	CU Years	Alma Mater	Pronunciation
Dabo Swinney	Head Coach		*15th	Alabama '93	Dabo Swinney (DA-boh SWEE-nee)
Danny Pearman	Assistant Head Coach, Special Teams Coordinator	Tight Ends	10th	Clemson '87	
Tony Elliott	Assistant Coach, Co-Offensive Coordinator	Running Backs	7th	Clemson '02	
Jeff Scott	Assistant Coach, Co-Offensive Coordinator	Wide Receivers	10th	Clemson '03	
Brent Venables	Assistant Coach, Defensive Coordinator	Linebackers	6th	Kansas State '92	
Todd Bates	Assistant Coach	Defensive Linemen	1st	Alabama '05	
Robbie Caldwell	Assistant Coach	Offensive Linemen	7th	Furman '77	
Mickey Conn	Assistant Coach	Safeties	1st	Alabama '93	
Mike Reed	Assistant Coach	Cornerbacks	5th	Boston College '94	
Brandon Streeter	Assistant Coach, Recruiting Coordinator	Quarterbacks	4th	Clemson '99	

\* - includes over five seasons (2003-08) as an assistant coach and over eight seasons as a head coach (2008-16)



# VETERAN ROSTER (ALPHABETICAL)

#	Player	Pos.	Hgt.	Wgt.	Cl.	Exp.	Hometown	High School or Junior College	Pronunciation
73	Tremayne Anchrum	OT	6-2	290	So.	1VL	Powder Springs, Ga.	McEachern HS	
11	Shadell Bell	TE	6-1	225	*So.	SQ	Decatur, Ga.	Columbia HS	
61	Kaleb Bevelle	DE	6-4	265	*Sr.	SQ	Apopka, Fla.	Apopka HS	Bevelle (BEHV-uhl)
60	Kelby Bevelle	OT	6-2	270	*Sr.	SQ	Apopka, Fla.	Apopka HS	Bevelle (BEHV-uhl)
7	Austin Bryant	DE	6-5	265	Jr.	2VL	Pavo, Ga.	Thomas County Central HS	Pavo (PAY-voh)
2	Kelly Bryant	QB	6-4	220	Jr.	2VL	Calhoun Falls, S.C.	Wren HS	
8	Deon Cain	WR	6-1	190	Jr.	2VL	Tampa, Fla.	Tampa Bay Technical HS	
31	Ryan Carter	CB	5-9	180	*Gr.	3VL	Grayson, Ga.	Grayson HS	
59	Gage Cervenka	C	6-3	320	*So.	1VL	Greenwood, S.C.	Emerald HS	
25	J.C. Chalk	TE	6-3	250	*Fr.	RS	Argyle, Texas	Argyle HS	
18	T.J. Chase	WR	6-1	185	*Fr.	RS	Plant City, Fla.	Plant City HS	
26	Adam Choice	RB	5-8	210	*Jr.	2VL	Thomasville, Ga.	Thomas County Central HS	
6	Zerrick Cooper	QB	6-2	220	*Fr.	RS	Jonesboro, Ga.	Jonesboro HS	
89	Drew Costa	PK	5-9	170	*Sr.	HS	Folly Beach, S.C.	Bishop England HS	
32	Kyle Cote	S	5-10	185	*So.	1VL	Six Mile, S.C.	Daniel HS	Cote (COHT-ee)
55	Tyrone Crowder	OG	6-2	340	*Gr.	3VL	Marston, N.C.	Richmond Senior HS	
33	J.D. Davis	LB	6-2	225	Jr.	2VL	Clemson, S.C.	Daniel HS	
9	Brian Dawkins Jr.	CB	5-7	165	*Fr.	RS	Parker, Colo.	Valor Christian HS	
29	Marcus Edmond	CB	6-0	180	*Gr.	2VL	Hopkins, S.C.	Lower Richland HS	
9	Travis Etienne	RB	5-10	200	Fr.	HS	Jennings, La.	Jennings HS	Etienne (EE-tee-ehn)
50	Justin Falcinelli	C	6-4	305	*Gr.	2VL	Middletown, Md.	Middletown HS	Falcinelli (fal-sih-NEHL-ee)
28	Tavien Feaster	RB	5-11	220	So.	1VL	Spartanburg, S.C.	Spartanburg HS	
99	Clelin Ferrell	DE	6-5	260	*So.	1VL	Richmond, Va.	Benedictine College Preparatory	Clelin (CLEE-lihn)
2	Mark Fields	CB	5-11	180	Jr.	2VL	Charlotte, N.C.	William Amos Hough HS	
35	Justin Foster	DE	6-4	255	Fr.	HS	Shelby, N.C.	Crest HS	
27	C.J. Fuller	RB	5-10	205	*Jr.	2VL	Easley, S.C.	Easley HS	
77	Zach Giella	OL	6-4	295	*So.	1VL	Lincolnton, Ga.	Augusta Christian Schools	Giella (jee-EH-luh)
64	Pat Godfrey	C	6-2	275	*Gr.	SQ	Greenlawn, N.Y.	Harborfields HS	
87	D.J. Greenlee	TE	6-1	245	*Gr.	2VL	Clemson, S.C.	Daniel HS	
39	Christian Grooms	PK	5-11	200	Sr.	SQ	Central, S.C.	Daniel HS	
51	Taylor Hearn	OG	6-5	330	*Jr.	2VL	Williston, S.C.	Williston-Elko HS	
5	Tee Higgins	WR	6-4	200	Fr.	HS	Oak Ridge, Tenn.	Oak Ridge HS	
67	Albert Huggins	DT	6-3	305	Jr.	2VL	Orangeburg, S.C.	Orangeburg-Wilkinson HS	
75	Mitch Hyatt	OT	6-5	305	Jr.	2VL	Suwanee, Ga.	North Gwinnett HS	
10	Tucker Israel	QB	5-11	165	*So.	SQ	Orlando, Fla.	Lake Nona HS	
14	Denzel Johnson	S	6-1	200	*So.	1VL	Columbia, S.C.	A.C. Flora HS	
15	Hunter Johnson	QB	6-2	210	Fr.	HS	Brownsburg, Ind.	Brownsburg HS	
93	Sterling Johnson	DT	6-4	300	*So.	1VL	Clayton, N.C.	Cleveland HS	
34	Kendall Joseph	LB	6-0	225	*Jr.	2VL	Belton, S.C.	Belton-Honea Path HS	Honea (HUHN-ee-uh)
22	Xavier Kelly	DE	6-4	265	*Fr.	RS	Wichita, Kan.	East HS	Xavier (ehx-ZAYV-yuhr)
57	Tre Lamar	LB	6-4	250	So.	1VL	Roswell, Ga.	Roswell HS	
90	Dexter Lawrence	DT	6-4	340	So.	1VL	Wake Forest, N.C.	Wake Forest HS	
21	Ray-Ray McCloud	WR/CB	5-10	180	Jr.	2VL	Tampa, Fla.	Sickles HS	
69	Maverick Morris	OL	6-4	300	*Gr.	3VL	Broxton, Ga.	Coffee HS	
1	Trayvon Mullen	CB	6-2	190	So.	1VL	Fort Lauderdale, Fla.	Coconut Creek HS	
19	Tanner Muse	S	6-2	225	*So.	1VL	Belmont, N.C.	South Point HS	
6	Dorian O'Daniel	LB	6-1	220	*Gr.	3VL	Olney, Md.	Our Lady of Good Counsel HS	
14	Diondre Overton	WR	6-5	205	So.	1VL	Greensboro, N.C.	Walter Hines Page HS	
70	Seth Penner	OG	6-2	300	*So.	1VL	Naples, Fla.	First Baptist Academy	
44	Nyles Pinckney	DT	6-1	300	*Fr.	RS	Beaufort, S.C.	Whale Branch Early College HS	
58	Patrick Phibbs	LS	6-2	215	*So.	SQ	Pittsburgh, Pa.	Central Catholic HS	
76	Sean Pollard	OL	6-5	315	So.	1VL	Jackson Springs, N.C.	Pinecrest HS	
17	Cornell Powell	WR	6-0	205	So.	1VL	Greenville, N.C.	J.H. Rose HS	
78	Chandler Reeves	OT	6-7	285	*Fr.	RS	McDonough, Ga.	Eagle's Landing Christian Academy	
45	Chris Register	DE	6-3	255	*Jr.	1VL	Greensboro, N.C.	Dudley HS	
13	Hunter Renfrow	WR	5-10	180	*Jr.	2VL	Myrtle Beach, S.C.	Socastee HS	Socastee (SAHK-uh-stee)
80	Milan Richard	TE	6-2	255	*Jr.	2VL	Savannah, Ga.	Calvary Day School	
50	Jabril Robinson	DT	6-2	270	*Jr.	2VL	Leland, N.C.	North Brunswick HS	Leland (LEE-lehnd)
3	Amari Rodgers	WR	5-9	210	Fr.	HS	Knoxville, Tenn.	Knoxville Catholic HS	
41	Connor Sekas	LB	6-1	225	Sr.	SQ	Vienna, Va.	James Madison HS	Sekas (SEE-kuhs)
11	Isaiah Simmons	S	6-3	225	*Fr.	RS	Olathe, Kan.	Olathe North HS	Olathe (oh-LAY-thuh)
74	John Simpson	OG	6-4	320	So.	1VL	North Charleston, S.C.	Fort Dorchester HS	
47	James Skalski	LB	6-0	240	So.	1VL	Sharpsburg, Ga.	Northgate HS	Skalski (SKAL-skee)
43	Chad Smith	LB	6-4	235	*So.	1VL	Sterling, Va.	Dominion HS	
84	Cannon Smith	TE	6-4	270	*Jr.	2VL	Columbia, S.C.	Hammond School	
5	Shaq Smith	LB	6-2	245	*Fr.	RS	Baltimore, Md.	IMG (Fla.) Academy	
23	Van Smith	S	5-11	185	Jr.	2VL	Charlotte, N.C.	William Amos Hough HS	
41	Alex Spence	PK	6-2	200	*Jr.	SQ	Florence, S.C.	West Florence HS	
52	Austin Spence	LS	6-1	200	*So.	SQ	Florence, S.C.	West Florence HS	
48	Will Spiers	P	6-4	225	*Fr.	RS	Cameron, S.C.	Calhoun Academy	
62	Cade Stewart	OL	6-2	300	*Fr.	RS	Six Mile, S.C.	Daniel HS	
20	Jack Swinney	WR	5-9	160	*Sr.	SQ	Lawrenceville, Ga.	Brookwood HS	
16	Will Swinney	WR	5-9	185	Fr.	HS	Clemson, S.C.	Daniel HS	
8	A.J. Terrell	CB	6-1	190	Fr.	HS	Atlanta, Ga.	Westlake HS	Terrell (teh-REHL)
35	Ty Thomason	RB	5-10	225	*So.	SQ	Greenville, S.C.	Eastside HS	
1	Trevion Thompson	WR	6-2	200	*Jr.	2VL	Durham, N.C.	Hillside HS	Trevion (TRAY-vee-ahn)
24	Nolan Turner	S	6-1	200	*Fr.	RS	Vestavia Hills, Ala.	Vestavia Hills HS	
12	K'Von Wallace	DB	6-0	195	So.	1VL	Richmond, Va.	Highland Springs HS	K'Von (KAY-vahn)
42	Christian Wilkins	DL	6-4	300	Jr.	2VL	Springfield, Mass.	Suffield (Conn.) Academy	
30	Jalen Williams	LB	5-10	210	Jr.	2VL	Columbia, S.C.	Blythewood HS	

\* - spent one season as a redshirt player; ^ - has two years of eligibility remaining in 2017 and 2018; ° - has three years of eligibility remaining in 2017, 2018 and 2019



# RESERVE ROSTER (ALPHABETICAL)

#	Player	Pos.	Hgt.	Wgt.	Cl.	Exp.	Hometown	High School or Junior College	Pronunciation
96	Michael Batson	P	5-9	205	*So.	SQ	Central, S.C.	Christ Church Episcopal School	
27	Alex Dalton	S	5-8	200	*Fr.	HS	Anderson, S.C.	T.L. Hanna HS	
86	Ryan Enniss	TE	6-4	245	*Fr.	HS	York, S.C.	York Comprehensive HS	
92	Daniel Funderburk	DT	6-3	245	*Fr.	HS	North Myrtle Beach, S.C.	North Myrtle Beach HS	
83	Carter Groomes	WR	5-9	185	*Fr.	RS	Central, S.C.	Daniel HS	
48	Landon Holden	LB	6-1	225	*Fr.	HS	Inman, S.C.	Chapman HS	
88	Jayson Hopper	WR	6-0	215	*Fr.	HS	Lexington, S.C.	Lexington HS	
37	Austin Jackson	S	6-2	200	*So.	RS	Cary, N.C.	Green Hope HS	
45	Josh Jackson	DB	6-1	190	*Fr.	HS	Greenville, S.C.	Christ Church Episcopal School	
97	Carson King	P	6-0	225	*So.	SQ	Nashville, Tenn.	Brentwood Academy	
52	Matthew King	LB	6-0	230	*So.	HS	Inman, S.C.	Boiling Springs HS	
37	Ryan Mac Lain	RB	5-9	175	*So.	SQ	Plymouth, Ind.	Plymouth HS	Mac Lain (mak-LAYN)
46	Jarvis Magwood	LB	5-11	215	*Jr.	SQ	Greenville, S.C.	James F. Byrnes HS	
32	Sylvester Mayers	RB	5-7	150	Fr.	HS	Richmond, Va.	Benedictine College Preparatory	
95	Isaac Moorhouse	DT	6-3	270	*So.	HS	Anderson, S.C.	Anderson Christian School	
40	Hall Morton	S	5-8	180	*Fr.	RS	Birmingham, Ala.	Oak Mountain HS	
21	Darien Rencher	RB	5-8	195	*Fr.	RS	Anderson, S.C.	T.L. Hanna HS	
97	Nick Rowell	DE	6-3	250	*So.	HS	Spartanburg, S.C.	James F. Byrnes HS	
39	Cameron Scott	CB	5-11	205	*Jr.	SQ	Florence, S.C.	Wilson HS	
81	Kanyon Tuttle	WR	5-11	170	*So.	SQ	Charlotte, N.C.	Charlotte Latin School	
53	Regan Upshaw	LB	5-10	225	*Fr.	RS	Bradenton, Fla.		

\* - spent one season as a redshirt player

# NON-ACTIVE ROSTER (ALPHABETICAL)

#	Player	Pos.	Hgt.	Wgt.	Cl.	Exp.	Hometown	High School or Junior College	Pronunciation
65	Matt Bockhorst	OG	6-3	305	Fr.	HS	Cincinnati, Ohio	St. Xavier HS	
7	Chase Brice	QB	6-2	210	Fr.	HS	Grayson, Ga.	Grayson HS	
82	Will Brown	WR	5-8	190	Fr.	HS	Boiling Springs, S.C.	Boiling Springs HS	
47	Peter Cote	S	5-11	170	Fr.	HS	Six Mile, S.C.	Daniel HS	Cote (COHT-ee)
36	Judah Davis	LB	6-2	235	Jr.	2VL	Clemson, S.C.	Daniel HS	
68	Noah DeHond	OT	6-6	310	Fr.	HS	Rochester, N.Y.	Peddie (N.J.) School	
94	Jacob Edwards	DE	6-2	265	Fr.	HS	Vestavia Hills, Ala.	Vestavia Hills HS	
95	James Edwards	DE	6-2	260	Fr.	HS	Vestavia Hills, Ala.	Vestavia Hills HS	
92	Greg Huegel	PK	5-11	195	*Jr.	2VL	Blythewood, S.C.	Blythewood HS	Huegel (HYOO-guhl)
71	Jack Maddox	LS	6-2	210	Fr.	HS	Acton, Mass.	Acton-Boxborough Regional HS	
56	Luke Price	LB	6-2	225	Fr.	HS	Dillon, S.C.	Dillon Christian School	
31	Cole Renfrow	TE	5-11	235	*Fr.	HS	Myrtle Beach, S.C.	Socastee HS	Socastee (SAHK-uh-stee)
54	Logan Rudolph	DE	6-2	230	Fr.	HS	Rock Hill, S.C.	Northwestern HS	
10	Baylon Spector	LB	6-2	220	Fr.	HS	Calhoun, Ga.	Calhoun HS	Baylon (BAY-lehn)
38	Amir Trapp	CB	5-8	170	*So.	1VL	Clemson, S.C.	Daniel HS	
72	Blake Vinson	OT	6-4	290	Fr.	HS	Ocala, Fla.	North Marion HS	
44	Garrett Williams	TE	6-4	245	Jr.	2VL	Orlando, Fla.	The First Academy	
59	Jordan Williams	DT	6-4	280	Fr.	HS	Virginia Beach, Va.	Frank W. Cox HS	
20	LeAnthony Williams	CB	6-0	175	Fr.	HS	Atlanta, Ga.	Westlake HS	
49	Richard Yeargin	DE	6-4	260	*Jr.	2VL	Lauderdale Lakes, Fla.	University School of Nova Southeastern University	

\* - spent one season as a redshirt player; ~ - out for the season due to injury

# COACHES

Coach	Title(s)	Position(s)	CU Years	Alma Mater	Pronunciation
Dabo Swinney	Head Coach		*15th	Alabama '93	Dabo Swinney (DA-boh SWEE-nee)
Danny Pearman	Assistant Head Coach, Special Teams Coordinator	Tight Ends	10th	Clemson '87	
Tony Elliott	Assistant Coach, Co-Offensive Coordinator	Running Backs	7th	Clemson '02	
Jeff Scott	Assistant Coach, Co-Offensive Coordinator	Wide Receivers	10th	Clemson '03	
Brent Venables	Assistant Coach, Defensive Coordinator	Linebackers	6th	Kansas State '92	
Todd Bates	Assistant Coach	Defensive Linemen	1st	Alabama '05	
Robbie Caldwell	Assistant Coach	Offensive Linemen	7th	Furman '77	
Mickey Conn	Assistant Coach	Safeties	1st	Alabama '93	
Mike Reed	Assistant Coach	Cornerbacks	5th	Boston College '94	
Brandon Streeter	Assistant Coach, Recruiting Coordinator	Quarterbacks	4th	Clemson '99	

\* - includes over five seasons (2003-08) as an assistant coach and over eight seasons as a head coach (2008-16)



# DEPTH CHARTS

## CLEMSON OFFENSE

Pos.	#	Player	Hgt	Wgt	Cl.
LT	75	MITCH HYATT	6-5	305	Jr.
	73	Tremayne Anchrum	6-2	290	So.
	or 76	Sean Pollard	6-5	315	So.
LG	51	TAYLOR HEARN	6-5	330	*Jr.
	74	John Simpson	6-4	320	So.
C	50	JUSTIN FALCINELLI	6-4	305	*^Gr.
	59	Gage Cervenka	6-3	320	*So.
RG	55	TYRONE CROWDER	6-2	340	*Gr.
	69	Maverick Morris	6-4	300	*Gr.
RT	76	SEAN POLLARD	6-5	315	So.
	or 73	TREMAINE ANCHRUM	6-2	290	So.
TE	80	MILAN RICHARD	6-2	255	*Jr.
	84	Cannon Smith	6-4	270	*Jr.
	87	D.J. Greenlee	6-1	245	*Gr.
WR	8	DEON CAIN	6-1	190	Jr.
	14	Diondre Overton	6-5	205	So.
	5	Tee Higgins	6-4	200	Fr.
QB	2	KELLY BRYANT	6-4	220	Jr.
	15	Hunter Johnson	6-2	210	Fr.
	or 6	Zerrick Cooper	6-2	220	*Fr.
RB	28	TAVIEN FEASTER	5-11	220	So.
	9	Travis Etienne	5-10	200	Fr.
	26	Adam Choice	5-8	210	*Jr.
or	27	C.J. Fuller	5-10	205	*Jr.
WR	13	HUNTER RENFROW	5-10	180	*Jr.
	1	Trevion Thompson	6-2	200	*Jr.
	18	T.J. Chase	6-1	185	*Fr.
WR	21	RAY-RAY McCLOUD	5-10	180	Jr.
	3	Amari Rodgers	5-9	210	Fr.
	17	Cornell Powell	6-0	205	So.

## CLEMSON DEFENSE

Pos.	#	Player	Hgt	Wgt	Cl.
DE	99	CLELIN FERRELL	6-5	260	*So.
	45	Chris Register	6-3	255	*Jr.
DT	90	DEXTER LAWRENCE	6-4	340	So.
	50	Jabril Robinson	6-2	270	*Jr.
	44	Nyles Pinckney	6-1	300	*Fr.
DT	42	CHRISTIAN WILKINS	6-4	300	Jr.
	67	Albert Huggins	6-3	305	Jr.
	93	Sterling Johnson	6-4	300	*So.
DE	7	AUSTIN BRYANT	6-5	265	Jr.
	35	Justin Foster	6-4	255	Fr.
	22	Xavier Kelly	6-4	265	*Fr.
SLB	6	DORIAN O'DANIEL	6-1	220	*Gr.
	30	Jalen Williams	5-10	210	Jr.
MLB	57	TRE LAMAR	6-4	250	So.
	47	James Skalski	6-0	240	So.
	43	Chad Smith	6-4	235	*So.
WLB	34	KENDALL JOSEPH	6-0	225	*Jr.
	33	J.D. Davis	6-2	225	Jr.
	5	Shaq Smith	6-2	245	*Fr.
CB	31	RYAN CARTER	5-9	180	*Gr.
	29	Marcus Edmond	6-0	180	*Gr.
SS	12	K'VON WALLACE	6-0	195	So.
	or 19	TANNER MUSE	6-2	225	*So.
FS	23	VAN SMITH	5-11	185	Jr.
	11	Isaiah Simmons	6-3	225	*Fr.
	14	Denzel Johnson	6-1	200	*So.
CB	1	TRAYVON MULLEN	6-2	190	So.
	8	A.J. Terrell	6-1	190	Fr.
	2	Mark Fields	5-11	180	Jr.

## CLEMSON SPECIALISTS

Pos.	#	Player	Hgt	Wgt	Cl.
PK	41	ALEX SPENCE	6-2	200	*Jr.
	39	Christian Groomes	5-11	200	Sr.
P	48	WILL SPIERS	6-4	225	*Fr.
	97	Carson King	6-0	225	*So.
KO	41	Alex Spence	6-2	200	*Jr.
LS (PK)	58	Patrick Phibbs	6-2	215	*So.
	52	Austin Spence	6-0	200	*So.
LS (P)	52	Austin Spence	6-0	200	*So.
	58	Patrick Phibbs	6-2	215	*So.
H	16	Will Swinney	5-9	185	Fr.
PR	21	Ray-Ray McCloud	5-10	180	Jr.
	or 13	Hunter Renfrow	5-10	180	*Jr.
KOR	28	Tavien Feaster	5-11	220	So.
	& 9	Travis Etienne	5-10	200	Fr.

## ALABAMA OFFENSE

Pos.	#	Player	Hgt	Wgt	Cl.
LT	73	JONAH WILLIAMS	6-5	301	So.
	70	Alex Leatherwood	6-6	322	Fr.
LG	71	ROSS PIERSCHBACHER	6-4	303	*Jr.
	67	Joshua Casher	6-1	291	*Jr.
	or 59	Dallas Warmack	6-2	308	Jr.
C	75	BRADLEY BOZEMAN	6-5	314	*Sr.
	63	J.C. Hassenauer	6-2	295	Sr.
RG	66	LESTER COTTON SR.	6-4	324	Jr.
	63	J.C. Hassenauer	6-2	295	Sr.
	65	Deonte Brown	6-4	350	*Fr.
RT	77	MATT WOMACK	6-7	324	*So.
	74	Jedrick Willis Jr.	6-5	314	Fr.
	76	Scott Lashley	6-7	310	*Fr.
TE	84	HALE HENTGES	6-5	249	Jr.
	82	Irv Smith Jr.	6-4	246	So.
TE-H	82	IRV SMITH JR.	6-4	246	So.
	88	Major Tennon	6-5	245	Fr.
WR-Z	3	CALVIN RIDLEY	6-1	190	Jr.
	81	Derek Kief	6-4	204	*Jr.
	or 11	Henry Ruggs III	6-0	175	Fr.
QB	2	JALEN HURTS	6-2	218	So.
	13	Tua Tagovailoa	6-1	219	Fr.
RB	34	DAMIEN HARRIS	5-11	212	Jr.
	or 9	BO SCARBROUGH	6-2	235	Jr.
	or 8	JOSH JACOBS	5-10	212	So.
WR-X	22	Najee Harris	6-2	227	Fr.
	1	ROBERT FOSTER	6-2	194	*Sr.
WR-H	6	DeVonta Smith	6-1	165	Fr.
	17	CAM SIMS	6-5	214	Sr.
or	4	JERRY JEUDY	6-1	187	Fr.
	19	Xavian Marks	5-8	174	Jr.

## ALABAMA DEFENSE

Pos.	#	Player	Hgt	Wgt	Cl.
DE	9	DA'SHAWN HAND	6-4	288	Sr.
	or 49	ISAIAH BUGGS	6-5	293	Jr.
	89	LaBryan Ray	6-5	272	Fr.
NG	94	DA'RON PAYNE	6-2	308	Jr.
	69	Joshua Frazier	6-4	315	Sr.
	95	Johnny Dwight	6-3	301	*Jr.
DE	49	ISAIAH BUGGS	6-5	293	Jr.
	or 99	RAEKWON DAVIS	6-7	306	So.
	92	Quinnen Williams	6-4	285	*Fr.
JLB	33	ANFERNEE JENNINGS	6-3	262	*So.
	47	Christian Miller	6-4	242	*Jr.
	or 4	Christopher Allen	6-4	239	Fr.
SLB	16	JAMEY MOSLEY	6-5	248	*Jr.
	or 24	TERRELL LEWIS	6-5	254	So.
	48	Mekhi Brown	6-5	241	*So.
MLB	30	MACK WILSON	6-2	236	So.
	or 18	DYLAN MOSES	6-3	232	Fr.
	42	Keith Holcombe	6-4	236	*Jr.
WLB	32	RASHAAN EVANS	6-3	234	Sr.
	18	Dylan Moses	6-3	232	Fr.
	40	Joshua McMillon	6-3	241	*So.
CB	28	ANTHONY AVERETT	6-0	185	*Sr.
	24	Jared Mayden	6-0	197	So.
SS	29	MINKAH FITZPATRICK	6-1	202	Jr.
	25	Xavier McKinney	6-1	197	Fr.
FS	15	RONNIE HARRISON	6-3	214	Jr.
	14	Deionte Thompson	6-2	194	*So.
STAR	2	TONY BROWN	6-0	198	Sr.
	or 5	Shyheim Carter	6-0	195	So.
CB	39	LEVI WALLACE	6-0	183	Sr.
	7	Trevon Diggs	6-2	195	So.
	5	Shyheim Carter	6-0	195	So.

## ALABAMA SPECIALISTS

Pos.	#	Player	Hgt	Wgt	Cl.
PK	12	ANDY PAPPANASTOS	5-11	190	*Sr.
	10	JK Scott	6-6	204	Sr.
P	10	JK SCOTT	6-6	204	Sr.
	10	JK Scott	6-6	204	Sr.
LS	52	Scott Meyer	6-2	226	*Fr.
	or 45	Thomas Fletcher	6-2	220	Fr.
H	10	JK Scott	6-6	204	Sr.
	19	Xavian Marks	5-8	174	Jr.
PR	7	Trevon Diggs	6-2	195	So.
	or 11	Henry Ruggs III	6-0	175	Fr.
KOR	7	Trevon Diggs	6-2	195	So.
	or 11	Henry Ruggs III	6-0	175	Fr.
or	19	Xavian Marks	5-8	174	Jr.



# BOWL NOTES

## CLEMSON VS. ALABAMA SERIES

Clemson and Alabama have two of the top football traditions in the South. They have combined to win each of the last two National Championships and both programs have the most league titles in their respective conference histories. Clemson has won 17 ACC titles, the most in ACC history, Alabama has 26 to lead SEC institutions.

The two schools have met just three on the gridiron since 1975, the regular season opener for the 2008 and the National Championship game each of the last two years.

Alabama has a 13-4 lead in the series that dates to a 35-0 Clemson victory in 1900. College football Hall of Fame Coach John Heisman was Clemson's coach that day. Clemson won the first three games of the series, as the Tigers followed with shutout wins in 1904 and 1905. Alabama won the next 13 until Clemson won last year, 35-31 in the National Championship.

Alabama did not score on Clemson in the first three meetings, then Clemson did not score on Alabama in four consecutive games played between 1934-1966. Alabama won a battle of strong teams in 1935, as Clemson entered the game with a 5-1 record and the Crimson Tide stood with a 5-1-1 mark. Alabama won the game played at Tuscaloosa, 33-0.

The two schools met four consecutive years from 1966-69. It was a series arranged by good friends Frank Howard of Clemson and Bear Bryant of Alabama. Howard was a 1931 Alabama graduate who went to Clemson the fall after he graduated and never left until his death in 1996. Howard is buried in the cemetery behind the South Stands at Clemson Memorial Stadium. His grave site is just 50 yards from the entrance to the press box. Howard was a senior when Bryant was a freshman at Alabama.

They decided late in Howard's career to have a four-game home-and-home series. Clemson went to Alabama in 1966 and 1968 and Alabama came to Clemson in 1967 and 1969. The 1969 season was Howard's final year as head coach.

The 1966 game was a contest between eventual conference champions. Alabama finished that season with an 11-0 record and won the SEC with a 6-0 conference mark. Clemson finished with a 6-4 record, but had a 6-1 record in the ACC. That year Clemson played ninth-ranked Georgia Tech, fourth-ranked Alabama and fifth-ranked Southern California, all on the road, as its non-conference schedule.

Bryant came to Clemson for the first time in 1967 and the two teams did not disappoint the sellout crowd of 49,500 at Clemson Memorial Stadium. The contest ended with a 13-10 Alabama victory. Ken Stabler hit on 9-15 passes for 135 yards, including four connections for 110 yards to All-American Denis Homan. Clemson was led by Buddy Gore, the ACC Player of the Year that season, who had 23-73 rushing. Total offense was as close as the score, 276 for Alabama and 275 for Clemson.

Clemson had the ball in Alabama territory twice in the last eight minutes, but could not get on the scoreboard.

Clemson came close again in 1968, but an Alabama team that finished with an 8-3 record and top 15 national ranking, beat Clemson at Tuscaloosa, 21-14. The following year, Clemson ran up and down the field, but lost, 38-13. Clemson had a 200-yard passer (Tommy Kendrick), a 100-yard rusher (Ray Yauger) and a 100-yard receiver (Charlie Waters), yet lost the game by 25 points.

After the game, then Alabama captain and future Clemson head coach Danny Ford presented Coach Bryant with a game ball that included a sticker with the number 100 on it. (It was the 100th year of college football and teams wore a 100 logo, so all he had to do was take it off of his helmet.). The victory was Bryant's 100th win at Alabama.

It is interesting to note that Bryant won his 100th game in his 126th game at Alabama. Earlier this year Dabo Swinney won his 100th game in his 129th game at Clemson.

Alabama defeated Clemson in the Georgia Dome in the 2008 season opener, 34-10. Clemson was ranked eighth and Alabama was 24th entering the game, but Nick Saban's second Alabama team was outstanding. Alabama finished that year 12-2 and ranked sixth in the nation. The highlight of the game for Clemson was a 96-yard kickoff return for a touchdown by C.J. Spiller. A month and a half after this game, Alabama graduate Dabo Swinney, who was Clemson's wide receiver coach for the 2008 Clemson vs. Alabama game, was named Clemson interim head coach. On December 1 Swinney got the job full time.

The 2015 season meeting between the two teams was a classic National Championship matchup in Phoenix. Alabama won 45-40, but Clemson quarterback Deshaun Watson was outstanding as he threw for 405 yards and ran for 73 as the Tigers gained 554 yards of total offense. An onside kick in the fourth period led to an Alabama touchdown and the Crimson Tide also had a kickoff return for a score. Clemson had the lead going into the fourth period and had won 51 in a row in that situation but Saban and the Tide pulled out the win.

In the rematch last year, Clemson was victorious in thrilling fashion 35-31. Watson connected with Hunter Renfrow on a two-yard touchdown pass with just one second left to give Clemson its first National Championship since 1981. This time Clemson trailed by 10 points going into the fourth period, but outscored Alabama 21-7 in the last period to win. Watson was again brilliant, hitting on 36-56 passes for 420 yards and three touchdowns without an interception. He also had 21 rushes for 43 yards and a score. Renfrow finished with 10 catches for 92 yards and two touchdowns. Clemson broke Alabama's record 16-game winning streak against AP Top 25 teams.

This will be the third straight year Clemson and Alabama play in the postseason. The only previous time that has happened was the 1972-74 seasons when Southern California played Ohio State in three straight Rose Bowls.

## LAST YEAR VS. ALABAMA

Playing in his final game as a Tiger, Deshaun Watson completed 36-56 passes for 420 yards and three scores, and added 43 yards rushing and a touchdown to lead Clemson to a 35-31 victory over Alabama in the College Football National Championship game to close the 2016 season.

Watson completed a two-yard scoring pass to Hunter Renfrow with one second left to give the Tigers the win and the school's first national title since 1981.

Watson was named the MVP on offense thanks to his 463 yards of total offense and four total touchdowns. The previous year against Alabama in the title game he had 405 yards passing and 73 yards rushing for 478 yards of total offense and four scoring passes. Alabama entered the game first in the nation in scoring defense and total defense.

Clemson did not have a 100-yard receiver, but had four players between 92 and 95 yards receiving in a game for the first time in history. Renfrow ended the contest with 10 catches for 92 yards.

While the score was close, many of the team numbers were not. Clemson ran 99 offensive plays to 66 for Alabama, and controlled the clock for 34:44. Clemson won the passing yardage 420-155 and total offense, 511-376. Clemson had 31 first downs to 16 for Alabama. Alabama was just 2-15 on third down, meaning Alabama and Ohio State were a combined 5-29 on third down in the two playoff games of the 2016 season.

Alabama jumped out to a 14-0 lead behind the running of Bo Scarborough. He scored on runs of 25 and 37 yards, one in each quarter. Clemson then came back

to within a score on an eight-yard run by Watson to make the count 14-7 at the half.

Alabama outscored Clemson 10-7 in the third quarter to take a 24-14 lead entering the fourth quarter. The Crimson Tide had won 97 consecutive games when having a double digit lead in the fourth period.

But the Tigers scored a pair of touchdowns in the fourth to take a 28-24 lead with 4:38 left. Alabama came back on its next possession to go 68 yards for a score. Jalen Hurts scored on a 30-yard run with 2:07 left.

Clemson came back with a 68-yard drive of its own. The drive included a 24-yard pass to Mike Williams, a six-yard completion to Renfrow on third-and-three and a 17-yard pass to Jordan Leggett that brought the ball to the Alabama nine with 14 seconds left.

A pass interference penalty on a pass for Williams in the endzone brought the ball to the two. On the next play Watson hit Renfrow with the game winner.

The victory gave Clemson a 14-1 record to finish the season, the same as Alabama. Both teams tied the national record for wins in a season

## 1959 SUGAR BOWL

South Carolina, who had been shut out by Clemson the previous two years, scored 20 second half points to take a 26-6 win over Frank Howard's 1958 team. The only other blemish on the ACC Champions' 8-2 regular season record was a 13-0 loss at Georgia Tech. For their efforts, the Tigers were invited to play the nation's number-one team, Louisiana State, in the 25th Sugar Bowl.

Louisiana State drove deep into Clemson territory three times in the first half, but two fumbles and a thwarted fake field goal killed the drives. Clemson could do no better, though, as none of its first six drives went past midfield.

Clemson moved to the Louisiana State 27-yard-line on its first drive of the second half, but a fumble gave the ball back to the other set of Tigers. On Clemson's next possession, Louisiana State got the break it had been looking for. On fourth down, the ball slipped out of snapper Paul Snyder's hands and hit up-man Doug Cline in the leg and Duane Leopard recovered for Louisiana State at the Clemson 11.

Louisiana State picked up two yards on its first three tries, but on fourth down halfback Billy Cannon hit tight end Mickey Mangham in the corner of the endzone for the only score of the game. Cannon, who won the Heisman Trophy that year, kicked the extra point and Louisiana State led, 7-0.

Clemson had one last chance late in the fourth quarter. The Tigers started at their 17 and 17 plays later were on the Louisiana State 28, but Harvey White's fourth-down pass to George Ustry was incomplete. Louisiana State took over on downs and ran out the clock.

In his usual colorful way, Clemson Coach Frank Howard of Clemson said he was pleased with his team.

"Hell! I think we'd have beat them if that boy had held onto that little screen pass," Howard said referring to the fourth-down pass for Ustry. "I was going for those two points and beat them. I didn't think we would hold them to one touchdown, but I didn't think they would shut us out, either."

"Louisiana State has a good team, they rate the No. 1 spot in the nation. Cannon is quite a boy. Deserves his All-American rating."

"It was a wonderful victory. They're just as fine when you win 'em, 7-0 as 30-0. I'm very happy that we won," said Louisiana State Coach Paul Dietzel, who won the national championship at age 34.

"Clemson proved tougher than most people figured. But we knew we would have to play at our top peak to beat them. They were a good team."

# BOWL NOTES

## CURRENT COACHES ON BOTH STAFFS

Clemson assistant head coach, special teams coach and tight ends coach Danny Pearman coached at Alabama from 1990 to 1997. He was a graduate assistant in 1990 and became full-time in 1991. He was on the staff when Alabama won the National championship in 1992. Alabama had four seasons of at least 10 wins when he was there and went to six bowl games.

Current Alabama assistant Burton Burns coached at Clemson. Burns was at Clemson under Tommy Bowden from 1999-06. He was Clemson's running backs coach those years. His final season he coached freshman C.J. Spiller and sophomore James Davis, one of the top running back combinations in Clemson history. Davis finished his career second in school history in rushing yards (3881) and Spiller is third (3547).

## ALABAMA CONNECTION

Each of the top three winningest coaches in Clemson history in terms of total victories are Alabama graduates. Frank Howard, Alabama class of 1931, leads the way with a 165-118-12 record from 1940-69. Dabo Swinney moved into second place this year and now has a record of 101-29. He is a 1993 Alabama graduate. Danny Ford, Alabama class of 1970, is third with a 96-29-4 record. Howard and Ford are in the College Football Hall of Fame. In fact, Ford was inducted a month ago.

Overall, five Alabama graduates have been among the 25 Clemson head football coaches over the years. The others are Hootie Ingram, a 1955 Alabama graduate, who was 12-21 from 1970-72, and Charley Pell, a 1961 Alabama graduate, who was 18-4-1 in two seasons, 1977-78.

Clemson has 729 wins in its history and 392 of them have been recorded by Alabama graduates, or 54 percent of Clemson's wins. Not a bad percentage considering Alabama graduates constitute just 20 percent of the different coaches in Clemson history. The five Alabama graduates are a combined 392-201-17 at Clemson, a .657 winning percentage. The 20 Clemson coaches who did not go to Alabama are a combined 337-257-28 for a .564 winning percentage.

This will be Dabo Swinney's first trip to see a game at the Sugar Bowl since he won the National Championship with Alabama against Miami (FL) at the end of the 1992 season.

## CLEMSON'S WINNINGEST COACHES

Coach	Alma Mater	Years	Record
Frank Howard	Alabama '31	1940-69	165-118-12
Dabo Swinney	Alabama '93	2008-Present	101-29
Danny Ford	Alabama '70	1978-89	96-29-4
Tommy Bowden	West Virginia '77	1999-08	72-45
Jess Neely	Vanderbilt '23	1931-39	43-35-7

## TWO GREAT DEFENSES

Two of the top defenses in the nation will face each other in the Sugar Bowl. That is most obvious when it comes to scoring defense. Alabama leads the nation in scoring defense, allowing just 11.5 points per game, while Clemson is second, allowing 12.8 points per game.

Clemson is second in scoring defense (12.8), sixth in total defense (277.9), eighth in pass defense (165.1) and 13th in rushing defense (112.9). Alabama is first in scoring defense (11.5), second in total defense (257.8), third in rushing defense (94.1), and seventh in pass defense (163.7).

As you can see by the chart below Clemson is ranked in the top 10 in 15 different categories, while Alabama is in the top 10 in 11.

This Clemson team leads the ACC in scoring defense, total defense, pass efficiency defense and rushing defense. No Clemson team has led the league in all four categories in the same year. It has been done nine times in ACC history with the last time being in 2015 when Boston College accomplished the feat.

## COMPARISON OF TOP DEFENSES

Category	Clemson	Alabama
Scoring	12.8 (2nd)	11.5 (1)
Touchdowns	19 (3rd)	16 (1st)
Redzone TDs	.440 (5th)	.500 (16th)
Scoring 1st 3 Quarters	6.23	7.83
First Downs	14.7 (6th)	14.9 (9th)
3rd Down	.278 (5th)	.330 (21st)
Turnovers Forced	19 (50th)	20 (40th)
Total Defense	277.9 (6th)	257.8 (2nd)
Yards/Play	4.29 (4th)	4.04 (1st)
Rushing	112.9 (13th)	94.1 (3rd)
Yards/Rush	3.12 (9th)	2.76 (2nd)
Rushing TDs	5 (1st)	8 (7th)
Passing	165.1 (8th)	163.7 (7th)
Pass Efficiency	104.96 (6th)	98.9 (2nd)
Completion %	.516 (10th)	.546 (25th)
Yards/Pass Attempt	5.8 (4th)	5.5 (1st)
Sacks	3.39 (3rd)	2.58 (25th)
Tackles for Loss	8.00 (9th)	6.67 (40th)

Note: national rankings in parentheses.

## VETERANS VS. ALABAMA

- **Austin Bryant (DE)** - In 2015 played 10 snaps and had two tackles. In 2016 played 39 plays and had one quarterback pressure.
- **Kelly Bryant (QB)** - Did not play in either game vs. Alabama the last two years.
- **Deon Cain (WR)** - Did not play in 2015. Had 5-94 receiving with a long catch of 43 yards in 37 plays in the 2016 season CFP vs. Alabama.
- **Ryan Carter (CB)** - Played special teams only in 2015 game. Started and played 59 snaps in 2016 game and had one tackle.
- **J.D. Davis (LB)** - played special teams only in 2015 and 2016. He had one tackle in 2015 game.
- **Marcus Edmond (CB)** - Played special teams only in 2015. Played 17 plays as a reserve and had one tackle in 2016.
- **Tavien Feaster (RB)** - Played special teams only in 2016 game.
- **Clelin Ferrell (DE)** - Started and played 36 snaps in 2016. Had one tackle, but it was a tackle for loss.
- **Mark Fields (CB)** - Played five snaps off the bench as a cornerback in 2016.
- **C.J. Fuller (RB)** - Played special teams only in 2015. Played five snaps and had one rush for 3 yards in 2016. Also had 3-53 in kickoff returns. They were the only kickoff returns of the year for Fuller.
- **Kendall Joseph (LB)** - Played special teams only in 2015. Started and played 66 plays in 2016. He had nine tackles, including eight first hits and had 2.5 tackles for loss for seven yards.
- **Tre Lamar (LB)** - Played special teams and had a stop.
- **Dexter Lawrence (DT)** - Started and played 49 snaps in 2016. Had four tackles and two quarterback pressures.
- **Ray-Ray McCloud (WR)** - Played 28 snaps in 2015 and had one reception for seven yards and one rush for four yards. Played 45 snaps, but did not have a reception in 2016 game.
- **Trayvon Mullen (CB)** - Played special teams only in 2016.
- **Tanner Muse (S)** - Played seven snaps on defense and had two tackles in 2016.
- **Dorian O'Daniel (LB)** - Played seven snaps on defense and had one tackle in 2015. Started and played 65 snaps in 2016 and had five tackles.
- **Hunter Renfrow (WR)** - Had 7-88 receiving and two touchdowns in 55 plays as a starter in 2015. Had 10-92 receiving and two touchdowns in 99 plays as a starter in 2016. Caught game winning two yard TD pass from Deshaun Watson with one second left.
- **Milan Richard (TE)** - Played special teams only in 2015. Played two snaps at tight end in 2016.
- **Chad Smith (LB)** - Played on special teams only in 2015 and 2016.
- **Van Smith (S)** - Played special teams only in 2015. Started and played 59 snaps in 2016, he had three tackles.

- **K'Von Wallace (S)** - Played special teams in 2016.
- **Christian Wilkins (DT)** - Played 33 snaps as a reserve in 2015 and had two tackles. Started and played 52 snaps in 2016. Had three quarterback pressures.
- **Jalen Williams (LB)** - Played on special teams only in 2015. Did not play in 2016.

## SEVEN BOWL WINS IN NINE YEARS

Dabo Swinney has coached in four bowl games the last two years and has won three of them, all over top four ranked teams. Swinney now has seven bowl wins in his relatively short Clemson career, the most in Clemson history and the second most in ACC history.

With the wins over Ohio State and Alabama in the College Football Playoff, Swinney became Clemson's career leader in bowl wins, breaking the previous mark of six held by Danny Ford. Ford and Frank Beamer of Virginia Tech were tied for second behind the 11 of Bobby Bowden entering this year. But Swinney now has seven, including five over top 10 teams over the last five years, most in the nation.

## 2016, A SEASON TO REMEMBER

- National Champions for the second time in school history, first time since 1981.
- Tigers finished with a 14-1 record after defeating previously undefeated and #1 ranked Alabama, 35-31, in the College Football Playoff Championship game. Clemson's 14 wins tied the FBS record for victories in a season.
- Alabama was defending National Champion and had won 26 games in a row.
- Clemson achieved the National Championship while playing the nation's most difficult schedule according to the NCAA, just the sixth school to do it in 40 years. Clemson beat six teams that finished in the AP Top 25.
- Clemson defeated 11 FBS schools who finished the season with a winning record, including five who won at least 10 games and six who finished in the top 25 of the AP poll.
- Clemson defeated the No. 3 (Louisville), No. 2 Ohio State and No. 1 Alabama (rankings at time of the game) for the first in school history in the same year.
- Clemson finished 3-0 vs. the SEC, the first time Clemson has beaten three SEC teams in the same year.
- The No. 1 final ranking was the 24th consecutive AP poll Clemson has been ranked in the top five, the longest active streak in the nation. Alabama is second with 22 in a row.
- Clemson defeated Auburn, Florida State, Ohio State and Alabama this year, the programs that had won each of the last seven national championships prior to this year.
- Team won the ACC Championship for the second consecutive year, the first time in 28 years the Tigers have won back-to-back league titles.
- Clemson joined Alabama as the only schools to advance to the College Football Playoff in consecutive years.
- Seven different players were named first, second or third team All-American, most in school history.
- The Tigers were 7-1 in games decided by seven points or less, and were 8-0 in games away from home. Team won at Auburn for first time since 1950, at Georgia Tech for first time since 2003 and at Florida State for second time since 1989.

## FIVE TEAM NATIONAL CHAMPIONSHIPS

Clemson has won five national championships in its sports program over the years. The list includes one for football (1981, 2016), two for men's soccer (1984 and 1987) and one for men's golf (2003).

The first football title came at the Orange Bowl against Nebraska at the end of the 1981 season, a 22-15 victory under Head Coach Danny Ford. That was the first title in any sport in school history. Clemson then





# BOWL NOTES

won a second title last year against Alabama in a game played in Tampa.

The 1984 soccer title was a 2-1 win over Indiana in the Kingdome in Seattle, Washington. Three years later Clemson won the title with a 3-1 win over San Diego State. That year the soccer Final Four was awarded to a team in the final four and Clemson won the bid, so Clemson had the rare opportunity to win an NCAA title in its home facility.

Clemson won its first spring sport title in 2003 when Clemson won the NCAA Men's Golf championship at Oklahoma's State's home course in Stillwater, Okla. Clemson beat the home standing Cowboys by two shots.

## CLEMSON'S NATIONAL TEAM TITLES

Year	Sport	Opponent	Score	Site
1981	Football	Nebraska	22-15	Miami, Fla.
1984	Men's Soccer	Indiana	2-1	Seattle, Wash.
1987	Men's Soccer	San Diego St.	3-1	Clemson, S.C.
2003	Men's Golf	30 teams	2 shots	Stillwater, Okla.
2016	Football	Alabama	35-31	Tampa, Fla.

## CLEMSON'S ACC CHAMPIONSHIPS

With the win over Miami (Fla.), Clemson now has 17 ACC titles in its history, the most in the history of the conference. Florida State is second with 15. The Tigers have won each of the last three titles. It is the first time Clemson has won three in a row since the 1986-88 era. Clemson also won three in a row from 1965-67.

Florida State was the last school with three in a row. They accomplished that from 2012-14. So Clemson and Florida State have won the last six ACC titles.

Clemson now has 23 conference championships overall, also the most of any current ACC school. Duke is actually second with 18. The Blue Devils won 11 Southern Conference titles and seven ACC titles.

The Tigers won the 1900, 1902 and 1903 SIAA Conference championship under John Heisman, then 1906 SIAA title under Bob Williams, and won the 1940 and 1948 Southern Conference titles under Frank Howard. Howard won eight conference titles overall, two Southern Conference and six ACC.

## CLEMSON'S ACC CHAMPIONSHIP SEASONS

Year	Overall	ACC	Coach
1956	7-2-2	4-0-1	Frank Howard
1958	8-3-0	5-1	Frank Howard
1959	9-2	6-1	Frank Howard
1965	6-4	#5-2	Frank Howard
1966	6-4	6-1	Frank Howard
1967	6-4	6-0	Frank Howard
1978	11-1	6-0	Charley Pell
1981	12-0	6-0	Danny Ford
1982	9-1-1	6-0	Danny Ford
1986	8-2-2	5-1-1	Danny Ford
1987	10-2	6-1	Danny Ford
1988	10-2	6-1	Danny Ford
1991	9-2-1	6-0-1	Ken Hatfield
2011	10-4	17-2	Dabo Swinney
2015	14-1	19-0	Dabo Swinney
2016	14-1	18-1	Dabo Swinney
2017	12-1	18-1	Dabo Swinney

# - co-championship, ! - includes ACC Championship Game win

## ACC FOOTBALL CHAMPIONSHIPS

School	Co	Outright	Total
Clemson	1	16	17
Florida State	2	13	15
Maryland	2	7	9
NC State	2	5	7
Duke	3	4	7
North Carolina	1	4	5
Virginia Tech	0	4	4
Virginia	2	0	2
Georgia Tech	1	2	3
Wake Forest	0	2	2
South Carolina	0	1	1

## POLL STREAKS

Clemson has been ranked in the top 25 in each of the last 51 AP polls, the longest in Clemson history. But, 42 of those rankings have been in the top 10, tied for the most in the nation with Alabama.

Clemson has been ranked in 104 of the 111 polls since the 2011 season, third best in the nation. Only Alabama has been ranked in every poll over the last seven years, 111-111. Oklahoma is second with 107 poll appearances in that period.

In terms of appearances in the College Football Playoff polls, Clemson has been in the top 25 of all 25 held so far in the four years of the system. Clemson, Alabama, and Ohio State, are the three schools that have been in all 25 polls over the last four years. Clemson was ranked No. 1 in all six polls in 2015 and first the last two this year. Ironically, Clemson was never No. 1 in any College Football Playoff poll in 2016, but then won the National Championship.

## LONGEST ACTIVE TOP-25 AP POLL STREAKS

Rk	School	Polls	Years
1.	Alabama	162	2008-17
2.	Ohio State	97	2012-17
3.	Clemson	51	2014-17
4.	Washington	31	2016-17
5.	Wisconsin	30	2016-17
6.	Oklahoma	26	2016-17
7.	Auburn	25	2016-17
8.	Penn State	23	2016-17

## LONGEST ACTIVE TOP-10 AP POLL STREAKS

Rk	School	Polls	Years
1.	Clemson	42	2015-17
	Alabama	42	2015-17
3.	Wisconsin	22	2016-17
4.	Georgia	11	2016-17

## 11 STRAIGHT WINS VS. RANKED TEAMS

Clemson's victory over Miami gave Clemson 11 straight wins over top 25 teams. This includes teams ranked by AP, USA Today or the College Football Playoff poll.

The streak dates to last year's 42-36 win over Louisville at Clemson. Louisville was ranked third by AP and fourth by USA Today entering that game. Clemson's last loss to a ranked team was to No. 2 Alabama in the National Championship game at the end of the 2015 season. The Tigers are 16-1 against ranked opponents (ranked in top 25 of either poll, 13-1 vs. AP) since the 2014 bowl win over Oklahoma.

The previous Clemson mark for consecutive wins over ranked opponents was five set between 2005-07 under Tommy Bowden and 2014-15 under Dabo Swinney.

Clemson's streak includes wins over third-ranked Louisville, second ranked Ohio State and No. 1 ranked Alabama last year. Clemson had never beaten the No. 1 or No 2 ranked teams before last year.

The 11-game streak is an ACC record. The previous best was nine by Florida State on two occasions.

## CURRENT WIN STREAK VS. TOP-25 TEAMS

Date	Opponent	CU Rk	Opp Rk	Score
10-1-2016	Louisville	5-4	3-4	42-36
10-29-2016	at Florida State	3-3	12-14	37-34
12-3-2016	Virginia Tech	3-3	19-18	42-35
12-31-2016	Ohio State	3-3	2-2	31-0
1-9-2017	Alabama	3-3	1-1	35-31
9-9-2017	Auburn	3-3	13-13	14-6
9-16-2017	at Louisville	3-2	14-14	47-21
9-30-2017	at Virginia Tech	2-2	12-12	31-17
11-4-2017	at NC State	6-5	19-20	38-31
11-25-2017	at South Carolina	4-3	24 (CFP)	34-10
12-3-2017	Miami	1-1	7-7	38-3

## WIN STREAK VS. 11 OF 13 ACC TEAMS

Clemson has won 25 of its last 27 games vs. ACC opponents. That includes three ACC Championship wins.

Clemson has won its most recent game against 11 of the 13 other ACC teams and a streak of at least three wins against 10 of the 13. Clemson ran its winning streak over NC State to six games in a row with the 38-31 win over the Wolfpack on November 4 and three in a row over Florida State on Nov. 11 with a 31-14 victory.

## ACTIVE WINNING STREAKS VS. ACC TEAMS

Opponent	Streak	Last Loss
Wake Forest	9	2008 at Wake Forest, 7-12
Boston College	7	2010 at Boston College, 10-16
NC State	6	2011 at NC State, 13-37
Virginia Tech	5	2007 at Clemson, 23-41
Louisville	4	Has not beaten Clemson
Duke	4	2004 at Duke, 13-16
Georgia Tech	3	2014 at Georgia Tech, 6-28
Virginia	3	2004 at Virginia, 10-30
North Carolina	3	2010 at North Carolina, 16-21
Florida State	3	2014 at Florida State, 17-23 (OT)
Miami (Fla.)	2	2010 at Clemson, 21-30
Pittsburgh	0	Clemson 0-2 all-time vs. Pittsburgh
Syracuse	0	Lost at Syracuse on Oct. 13.

Note: Clemson also won its last four games against Maryland when the Terrapins were in the ACC. Their last win over Clemson came in 2009 at Maryland 24-21. They are now in the Big Ten Conference, but faced Dabo Swinney.

## 11-GAME WINNING STREAK

Clemson had an 11-game winning streak entering the Syracuse game. The Tigers won their last five games of 2016 on the way to the National Championship and the first six in 2017 before Syracuse ended the streak with a 27-24 victory in Syracuse on Friday, October 13.

This was the ninth time in history Clemson had a winning streak of at least 10 games. Recently Clemson had a 17-game winning streak from 2014 to 2015. The Tigers lost the final game of the 2015 season to Alabama in the National Championship game. That ended the 17-game winning streak. The Tigers then won nine in a row before losing to Pittsburgh, 43-42 at home. Then Clemson won 11 in a row. So Clemson has won 43 of the last 46.

This was the second time Dabo Swinney has had a winning streak of at least 10 games. Danny Ford had three separate streaks of at least 10 games, including a 13-game streak from 1980 through the last game of the 1981 season.

Frank Howard had a 15-game winning streak from 1947-49 and was part of a 13-game streak from 1939-40. The first 10-game winning streak took place under John Heisman from 1899 to 1901.

## FACTS ON 11-GAME WINNING STREAK

- 6 of the 11 wins over top 20 teams, 5 of the 11 over top-15 teams.
- 6 of the 11 away from home.
- 5 of the 11 away from home over top 20 teams
- 5 of the 11 won by at least 20 points.
- 8 of the 11 at night.

## NINE WINS OVER WINNING TEAMS

Clemson has an 8-0 record against teams with a winning record so far this year. That is tied for the second most wins over teams with winning records in school history. The only season that is better is last year when Clemson had 11 wins over teams with winning marks.

Clemson has 82 wins over the last seven years and 47 of them have come against FBS teams that finished with a winning record.

Clemson already has two wins over teams with 10 wins this year (Auburn and Miami). Each of the last two years Clemson has beaten five teams that finished with at least 10 wins. Clemson could still reach that mark again if Virginia Tech wins its bowl game and if the Tigers win the National Championship.

Prior to Dabo Swinney's arrival, the most wins over teams with a winning record in a seven-year period was just 30 between 1986-91.

Clemson wins over teams with a winning record this year are Auburn (10-3), Louisville (8-4), Boston College (7-5), Virginia Tech (9-3), Wake Forest (7-5), NC State (8-4), South Carolina (8-4) and Miami (10-2).

Clemson is 9-0 against bowl teams, as Florida State is going to a bowl with a 6-6 record.



# BOWL NOTES

## 12-GAME ROAD WINNING STREAK

Clemson had won a school record 12 consecutive road games prior to its 27-24 loss at Syracuse on Friday, October 13.

The win at Louisville broke the school record of 10 that had been set in 1939-40 when Banks McFadden was an All-American for the Tigers. The win at Virginia Tech was the 12th in a row on the opponent's home stadium.

Since then, Clemson has won at NC State and at South Carolina, so the Tigers have won 14 of their last 15 on the opponent's home field.

## CLEMSON'S LONGEST ROAD WIN STREAKS

Years	Games	Ended by
2015-17	12	at Syracuse, 24-27
1939-40	10	at Tulane, 0-13
1978-79	8	at South Carolina, 9-13
1947-49	7	at Rice, 7-33
2012-13	7	at South Carolina, 17-31

## CLEMSON'S 12-GAME ROAD WIN STREAK

Year	Opponent (Rk)	Score
2015	at Louisville	20-17
2015	at Miami (Fla.)	58-0
2015	at NC State	56-41
2015	at Syracuse	37-27
2015	at South Carolina	37-32
2016	at Auburn	19-13
2016	at Georgia Tech	26-7
2016	at Boston College	56-10
2016	at Florida State (12)	37-34
2016	at Wake Forest	35-13
2017	at Louisville (14)	47-21
2017	at Virginia Tech (12)	31-17

## WINNING ON THE ROAD

Clemson defeated a South Carolina team ranked #24 in the College Football Playoff poll by a 34-10 score on November 25. It was the fourth time this year Clemson has beaten a team ranked in one of the polls on the road. Earlier, Clemson won at #14 Louisville, at #12 Virginia Tech and at #20 NC State. This is the first time in history Clemson has gained four wins on the road over top 25 teams in the same year.

According to research by ESPN, Clemson is the first Power Five conference school in the last decade to win four games on the road in a season against teams that would have at least eight wins by the end of the season. Cincinnati did it in 2009. Louisville (8-4), Virginia Tech (9-3), NC State (8-4) and South Carolina (8-4) all have at least eight wins this year.

Clemson is 21-2 in games away from home since the 2014 bowl season when the Tigers beat Oklahoma 40-6 in the Russell Athletic Bowl. That includes a 14-1 record in true road games. That 21-2 record includes three straight ACC Championship victories at neutral sites.

## FOUR ROAD WINS OVER TOP-20 TEAMS

Clemson leads the nation in wins over top 25 teams (rank entering the game) with six. Four of the six have come in true road games, at #13 Louisville, at #12 Virginia Tech, at #20 NC State and #24 South Carolina (College Football Playoff poll). Clemson is the only team in the nation with four wins over top 25 teams on the road this season.

Beating ranked teams on the road is difficult. This 2017 Clemson team is the first to have four true road wins over top 25 teams. The 1950 team had three under Frank Howard.

Swinney now has seven wins over top 25 teams in the opponent's home stadium and there have been just 26 in Clemson history.

Overall, Swinney now has a Clemson record 26 wins over top 25 teams, including an ACC-record 11 in a row. Florida State won nine in a row over top 25 teams between 2012-14.

## NATIONAL RECORD FOR SEPTEMBER

With its 31-17 victory over Virginia Tech in Blacksburg, Va., on September 30, the 2017 Clemson Tigers became the first team to defeat three Associated Press Top 15 teams in the month of September. This was research provided by ESPN immediately following the conclusion of the game.

How far back are we talking? You can't say the history of college football because there weren't AP polls before 1936. But, since 1936, Clemson is the first to do it.

The Tigers actually came close to the accomplishment in 2011. That year Clemson defeated No. 17 Auburn, No. 19 Florida State and No. 11 Virginia Tech over three consecutive weeks between Sept. 17 and Oct. 1.

As far as winning five games in September against any opponent, this is the first time the Tigers have done that since 2000. The fifth win that year also came on September 30, and it was registered at Duke, a 52-22 win. That was a memorable day because it was Bob Bradley's 500th consecutive game working for the Clemson sports information office.

## TIGERS OVERCOME LOSSES ON OFFENSE

Clemson lost players who accounted for 77 percent of the total offense from the 2016 National Championship team. Out of 130 FBS teams for the 2017 season, Clemson ranked 128th in percentage of offense returning. The only two schools behind Clemson were North Carolina and UAB...and UAB didn't have a team in 2016.

That is why Clemson's accomplishments this year, especially on offense, have been remarkable. Clemson's 2017 offense ranks second best in school history in interception avoidance, third in fewest turnovers/game, third in completion percentage, fifth in scoring average, fifth in total offense and fifth in total touchdowns.

The Tigers rank fifth in the nation in completion percentage and sixth in touchdown percentage in the red-zone. Clemson averages 35.4 points and 448.2 yards per game.

Clemson has had one of the most balanced offenses in school history. Three different players have at least 600 yards rushing, a first for the program since 1978. Three more players have at least 500 yards receiving.

The Tigers average at least 200 yards rushing and 200 yards passing per game, something Clemson has done for the course of the season just twice previously (2000 and 2015).

## CLEMSON OFFENSE IN 2017

Category	2017	CU History Rank
Points/Game	35.4	5th
First Downs/Game	22.69	9th
Yards/Play	5.96	7th
Yards/Game	448.2	5th
Yards/Rush	4.87	6th
Completions/Game	22.38	8th
Passing Yards/Game	244.1	9th
Completion %	.672	3rd
Passing Efficiency	138.48	10th
Interception Avoidance	.0162	2nd
Total Touchdowns	62	5th
Scoring Margin	+22.6	5th
Fewest Turnovers/G	1.08	3rd

## BALANCED ATTACK

Clemson has one of the most balanced attacks in the nation in terms of yardage. Clemson averages 448 yards per game, 204 yards rushing and 244 passing. Only two Clemson teams have averaged at least 200 yards a game rushing and passing. The 2000 Clemson team led by Woody Dantzler averaged 224 a game on the ground and 213 passing. The 2015 team averaged 223 rushing and 291.5 passing with Deshaun Watson running the offense.

The Tigers showed their balance against Georgia Tech with 221 yards rushing and 207 passing for 428

total. It was the third time this year Clemson had at least 200 of each in the same game and the 17th time Clemson has done it in the last three years. The Tigers are 34-0 under Dabo Swinney when they have at least 200 yards rushing and 200 yards passing in the same game. All-time in Clemson history the program is 84-0-1 with at least 200 yards of each.

## 300 YARDS RUSHING & PASSING

Clemson had 665 yards of total offense in the season opening win over Kent State. That broke down to 353 rushing and 312 passing. The total offense figure was the fifth best in school history and it marked just the fourth time that Clemson had at least 300 yards rushing and passing in the same game. Clemson came close at Louisville with 297 rushing and 316 passing.

## CLEMSON'S TOP TOTAL OFFENSE GAMES

Year	Opponent	W-L	Site	PI	Rush-Pass	Tot
1981	Wake Forest	W	H	87	536-220	756
2012	NC State	W	H	102	328-426	754
2014	SC State	W	H	93	268-467	735
2012	Duke	W	A	81	334-384	718
2017	Kent State	W	H	78	353-312	665
2007	Central Michigan	W	H	88	341-315	656
2016	Pittsburgh	L	H	95	50-580	630
2011	Auburn	W	H	92	238-386	624
2013	Syracuse	W	A	77	156-468	624
2000	Wake Forest	W	H	87	436-187	623
2015	NC State	W	A	80	240-383	623
2016	South Carolina	W	H	89	250-372	622

## VETERAN OFFENSIVE LINE

Clemson returned four starters from last year's offensive line and the group has produced, a big reason Clemson is in the top 35 in the nation in rushing. Clemson's starting five offensive linemen have collectively started 136 games with 193 game appearances and 9,314 snaps. Mitch Hyatt is a junior who has started 41 of his 42 career games, while Tyrone Crowder has started 39 of 47.

## CLEMSON STARTING OFFENSIVE LINE

Player, Pos.	2017		Career	
	GP-GS	Snaps	GP-GS	Snaps
Taylor Hearn, Jr., OG	13-13	707	42-28	1,909
Mitch Hyatt, Jr., OT	12-12	772	42-41	2,815
Tyrone Crowder, Gr., OG	13-12	537	47-39	2,370
Justin Falcinelli, Jr., C	13-13	862	37-13	1,159
Sean Pollard, So., OT	13-8	477	25-15	1,061
<b>Totals</b>	<b>64-58</b>	<b>3,355</b>	<b>193-136</b>	<b>9,314</b>

## IMPROVED GROUND GAME

Clemson has a much more effective running game so far in 2017. Clemson averaged 169.5 rushing yards per game in 2016, but has increased that figure to 204 rushing yards per game in 2017. If the season ended today, that average would be the third best by a Clemson team since 1995 when the Tigers averaged 245 yards per game. Clemson has 40 rushing touchdowns compared to just five by the opposition. The Tigers had 30 rushing touchdowns in 15 games last year.

The Tigers have put together more big plays in the running game as well. The Tigers already have 22 runs of at least 20 yards this year, seven more than the Tigers had all of last year in 15 games.

## CLEMSON RUSHING IMPROVEMENT

Category	2016	2017
Rushes/Game	39.5	43.3
Yards/Game	169.5	204.1
Yards/Carry	4.26	4.87
20-Yard Plays	15	22
200-Yard Games	6	6
300-Yard Games	0	2
Rushing Touchdowns	30	40

## 45-1 WITH 200 RUSHING YARDS

Clemson has some strong indicators of victory under Dabo Swinney. Some records also go against common theories of football.





# BOWL NOTES

For instance, Clemson is 14-2 when losing the turnover margin over the last three years. That includes a 3-0 record this year as Clemson lost the turnover margin against Kent State, Auburn and Wake Forest.

Rushing for 200 yards is an indicator of victory for the Tigers. Clemson is 45-1 under Swinney when rushing for at least 200 yards and has won 41 in a row dating to a loss to Georgia Tech in the 2009 ACC Championship game.

The Tigers have also been outstanding when it comes to leading going into the fourth period. The Tigers are 89-5 under Swinney when leading entering the fourth period, including a 73-2 record since beginning of 2011 season.

## MISCELLANEOUS RECORDS UNDER SWINNEY

Category	2017	Overall
All Games	12-1	101-29
Scoring First	10-0	75-18
Leading end of 1st Quarter	8-0	66-10
Tied end of 1st Quarter	2-0	17-5
Trailing end of 1st Quarter	2-1	17-14
Leading at half	11-0	85-8
Tied at Half	0-0	5-2
Trailing at Half	1-1	11-19
Leading end of 3rd Quarter	11-0	89-5
Tied at end of 3rd Quarter	1-1	4-3
Trail end of 3rd Quarter	0-0	8-22
Overtime	0-0	2-2
More Total Offense	10-0	90-7
More Rushing Yards	11-0	75-7
More Passing Yards	7-0	78-16
More First Downs	10-0	84-6
Winning Time of Possession	8-0	60-6
Winning Turnover Margin	5-1	53-5
Tying Turnover Margin	4-0	24-7
Losing Turnover Margin	3-0	24-17
Rushing for 200+ Yards	6-0	45-1
Having 100+ yard rusher	2-0	36-7
Passing for 300+ Yards	3-0	45-5
August	0-0	1-1
September	5-0	29-5
October	2-1	30-8
November	4-0	30-10
December	1-0	9-2
January	0-0	2-3

## DOMINANT DEFENSE

Clemson's defense has been dominant so far this season. The Clemson defense ranks in the top 10 in the nation in scoring defense, total defense, fewest yards per play allowed and sacks.

Two defenses stand out in Clemson history and this Clemson team certainly compares. The 1990 and 2014 Clemson defenses led the nation in total defense, the only years Clemson has accomplished that No. 1 ranking in that category. The 2014 defense actually led the nation in 11 different categories and eight players off that defense are now on NFL rosters.

### COMPARISON OF CLEMSON'S TOP DEFENSES

Category	1990	2014	2017
Points/Game	9.1	16.7	12.8
Total Defense	219.2	260.8	277.9
Rush Defense	70.9	103.4	112.8
Pass Defense	148.5	157.4	165.1
Third Down	.316	.274	.288
Sacks/Game	3.58	3.46	3.38
Yards/Play	3.52	4.01	4.27

## TIGERS FIFTH IN THREE-AND-OUTS

Clemson is fifth in the nation in defensive three-and-outs according to data compiled by the Auburn Sports Information Office. Clemson has had 72 three-and-outs in 13 games, an average of 5.54 per game. Clemson has forced a three-and-out on 72 of its 170 defensive possessions, a .424 percentage. On a percentage basis it ranks fourth in the nation.

## NATIONAL LEADERS IN THREE-AND-OUTS

Rk	School	3Out	GP	Drives	Pct	/Game
1.	Indiana	78	12	177	.441	6.50
2.	Michigan	75	12	146	.514	6.25
	Northern Illinois	75	12	181	.414	6.25
4.	Texas A&M	69	12	166	.416	5.75
5.	Clemson	72	13	170	.424	5.54
6.	Mississippi State	64	12	156	.410	5.33
7.	Penn State	63	12	157	.401	5.25
8.	Texas	68	12	169	.367	5.17
9.	San Diego State	61	12	145	.421	5.08
10.	Alabama	60	12	146	.411	5.00

## POINTS OFF TURNOVERS

While Clemson is just +5 in terms of turnover margin this year, the Tigers are an impressive +68 points in terms of points off turnovers. Usually those two stats don't go together, but is testimony to Clemson's defense and the offense's ability to take advantage of turnovers.

So far this year Clemson has scored 91 points off turnovers, while the opposition has just 23. Clemson's defense has given up just two touchdowns after a turnover by the Clemson offense all year. In fact that streak goes back five games into the 2016 season.

Over the last 18 games the Clemson defense has given up just two touchdowns and five field goals for 29 points after a turnover.

Auburn and South Carolina are the only opponents to win the points off turnover statistic this year. Both won by three points, Auburn 3-0 and South Carolina 10-7.

Clemson won the turnover margin 3-1 vs. Miami (FL) breaking a nine-game streak in which the Hurricanes won that statistic. Clemson won points off turnovers by a 14-0 margin.

### POINTS OFF TURNOVERS UNDER SWINNEY

Year	Clemson	Opponent	Mar
2008	86	38	+48
2009	88	55	+33
2010	61	56	+5
2011	74	103	-29
2012	111	51	+60
2013	115	57	+58
2014	76	55	+21
2015	72	83	-11
2016	96	63	+33
2017	91	23	+68
Totals	870	584	+286

## FOUR DEFENSIVE TOUCHDOWNS

With Ryan Carter's interception return for a score in the first quarter at South Carolina, Clemson has four defensive touchdowns this year. It is the most in one season since 2013. The record for defensive touchdowns in a season is five in 1990.

Dorian O'Daniel had two interception returns for scores early this season, at Louisville and at Virginia Tech. Tanner Muse had a fumble return for a score at Syracuse.

Clemson scored one touchdown on a return in each true road game this year. In addition to the returns listed above, Ray-Ray McCloud had a punt return for a score at NC State.

## 75 YEARS IN MEMORIAL STADIUM

Clemson is celebrating 75 years in Memorial Stadium this year. The program opened play in this facility on September 19, 1942 with a victory over Presbyterian. Since then Clemson has posted a record of 302-102-7 for 75 seasons plus two games. That is a .743 winning percentage.

Clemson won its 300th game in Memorial Stadium by a 24-10 count over Georgia Tech. It was not the first time Clemson won a landmark victory over Georgia Tech. In February of 2014, Clemson won its 500th basketball game in Littlejohn Coliseum over Georgia Tech.

Below are some facts about Clemson in Memorial Stadium:

## FACTS ON CLEMSON IN MEMORIAL STADIUM

- Including a 7-0 mark this year, Clemson is now 302-102-7 for a .743 winning percentage in Death Valley.
- Clemson had a school record 21-game winning home streak broken last year by Pittsburgh in the Panthers 43-42 win over the Tigers on November 12.
- The record crowd for the stadium is 86,092 established on October 23, 1999 when Florida State beat Clemson 17-14 in the first Bowden Bowl.
- Dabo Swinney is 59-7 at home since he became head coach in the middle of the 2008 season.
- Clemson won the first game played in the facility on September 19, 1942, a 32-13 win over Presbyterian.
- Over the last seven seasons (including 2017), Clemson is 46-3 at Memorial Stadium.

## TIGERS RECORD 11 SACKS VS. AUBURN

Clemson had 14 tackles for loss, including 11 sacks in the win over Auburn. That tied for the second most sacks in a game by a Clemson team. The record is 12 sacks against Furman in 1996. The Tigers also had 11 in a win over Utah State in 2004. So, the 11 sacks against Auburn were the most since Dabo Swinney became head coach, and most in school history against a team from a Power Five Conference.

## DEFENSE HOLDS OFF JACKSON

Clemson's defense was outstanding against Louisville. Through three periods against Clemson's No. 1 defense, Louisville scored just seven points. With Clemson leading 33-7 entering the fourth period, Lamar Jackson hit his stride against Clemson's reserves, throwing for 199 yards and two touchdowns in the final 15 minutes. He had 201 of his 381 yards of total offense in the fourth period when Clemson was ahead by at least 20 points. The Tigers finished with five sacks by five different players.

One player who stood out was Dorian O'Daniel, who is quickly becoming an ACC Defensive Player of the Year candidate. He had a career-high 15 tackles in the win over Auburn when Clemson allowed Auburn just 117 yards of total offense.

Then, at Louisville, the cerebral graduate student from Maryland had six tackles, one tackle for loss and a 44-yard interception return for a touchdown. It was his first career touchdown and the first Clemson defensive player to have a "pick 6" while wearing No. 6.

## FOURTH QUARTER VS. EAGLES

Clemson outscored Boston College 27-0 in the fourth quarter in its 34-7 win on Sept. 23. It was the most points scored in the fourth quarter by the Tigers since Oct. 31, 2009 when the Tigers scored 28 points in the fourth quarter in a 49-3 Clemson win over Coastal Carolina.

It was the most points scored by the Tigers in the fourth period of a conference game since 1988 when the Tigers scored 28 in the fourth period at Maryland in a 49-25 win that clinched the ACC championship.

It was just the sixth time Clemson scored 27 points or more in the fourth period in Clemson history.

Clemson's fourth-quarter offense featured 11 first downs, 21 rushes for 164 yards and 4-6 passing for 49 yards. Clemson ran 27 plays for 213 yards in the fourth period.

## 94 PLAYERS AGAINST THE CITADEL

Clemson played 94 players against The Citadel in the home finale, the most in a game in Clemson history. The previous high was 93 against South Carolina State last year. The Tigers also played 91 players in the opener this year against Kent State.

# BOWL NOTES

## MOST PLAYERS IN A GAME UNDER SWINNEY

Year	Opponent	W-L	CU-Opp	Players
2017	The Citadel	W	61-3	94
2016	SC State	W	73-7	93
2017	Kent State	W	56-3	91
2016	Syracuse	W	54-0	86
2013	SC State	W	52-13	83
2016	South Carolina	W	56-7	81
2012	Ball State	W	52-27	81

## 38-3 VICTORY OVER MIAMI (FLA.)

Clemson's 38-3 win over No. 7 Miami in the ACC Championship game was the largest in school history over a top 25 team. The previous record was 34 points, first in 1950 at Missouri and then 40-6 vs. Oklahoma in the 2014 Russell Athletic Bowl.

Clemson came close to that record last year in the Fiesta Bowl when the Tigers downed Ohio State 31-0. So Clemson has eight wins by 30 points or more against top 25 teams in its history and Dabo Swinney has three of them.

## LARGEST WIN MARGIN OVER TOP-25 TEAM

Year	Opponent	AP-Co	Score	Mar
2017	Miami (N)	7-7	38-3	+35
1950	at Missouri	17-NP	34-0	+34
2014	Oklahoma (N)	NR-24	40-6	+34
1992	North Carolina	18-18	40-7	+33
1988	Duke	22-24	49-17	+32
1979	Wake Forest	14-14	31-0	+31
2016	Ohio State (N)	2-2	31-0	+31
1990	Illinois (N)	16-17	30-0	+30

Note: Dabo Swinney victories in **bold**.

## TIGERS IN NATIONAL TITLE GAMES

Clemson has 19 active players who played in each of the last two National Championship games against Alabama and 37 who played in at least one. That includes three players who have started each of the last two national championship games and nine more who have started one.

The three players who have started both games are on offense, wide receiver Hunter Renfrow, and offensive linemen Mitch Hyatt and Tyrone Crowder. Nine more active Tigers have started one game.

## Active Clemson Players Who Have Started vs. Alabama

(12): Tyrone Crowder (2), Mitch Hyatt (2), Hunter Renfrow (1), Ryan Carter (1), Taylor Hearn (1), Dorian O'Daniel (1), Kendall Joseph (1), Van Smith (1), Christian Wilkins (1), Clelin Ferrell (1), Dexter Lawrence (1), and Sean Pollard (1).

## The players who have played two games against Alabama

(19): Austin Bryant, Ryan Carter, Tyrone Crowder, J.D. Davis, Judah Davis, Marcus Edmond, Mark Fields, C.J. Fuller, Taylor Hearn, Mitch Hyatt, Kendall Joseph, Ray-Ray McCloud, Maverick Morris, Dorian O'Daniel, Hunter Renfrow, Milan Richard, Cannon Smith, Van Smith, Christian Wilkins.

## SENIOR CLASS

There are just six senior scholarship players in this Clemson senior class, the smallest Clemson senior class of scholarship players since 1944 when the school's entire junior and senior classes were fighting WWII. The only year that comes close is the senior class of 1985 that had just seven scholarship seniors.

The accomplishments of the Clemson football program over the last four years fulfills the "mighty" part. Here are a few numbers to back that up: The current senior class has:

- An overall record of 50-6, the most wins by a senior Clemson and ACC senior class. That .894 percentage is the best in Clemson history. This is the first 50-win class in ACC history. With one more win and it would tie the all-time FBS record for wins at 51. (Note Alabama has tied that record with 51 entering the bowl season.)

- Had a 27-1 record at home the most wins at home in a four year period in Clemson history. The two previous senior classes were 26-2 in Memorial Stadium.

- This group of seniors closed its regular season record against the ACC with a 28-4 mark, tying the record set by the 2015 and 2016 seniors. But including ACC Championship games this group has 31 wins, the most in school history..

- In terms of wins over top 25 teams, this group already has the record with 16. This senior group is 16-3 vs. Top 25 teams, including 11 wins in a row, an all-time ACC record. (That includes ranking in AP, USA Today or the College Football Playoff ranking).

- The class has also been remarkable in close games, posting a 13-3 record in games decided by seven points or less. That includes a 7-1 record last year on the way to winning the National Championship with a 35-31 win over Alabama.

- What is remarkable is the road record. The Tigers are 23-5 away from home the last four years, including an 21-2 mark the last three years (14-1 in true road games). There have been four wins over top 25 teams on the road this year.

- When it comes to top 10 rankings, this group is second to none. The program is ranked in the top 10 in the nation for a 42nd straight week this week, tied for the longest active streak in the nation with Alabama. The second-longest Tiger streak of top 10 rankings is just 14 straight polls in 2013.

- Overall, this senior class has been in the top 25 for 60 of 64 weeks and in the top 10 for 44 of those polls. The Tigers have been ranked in the top 25 for 51 straight polls, tied for the Clemson record.

## 2017 SENIOR CLASS

Player	Pos.	Hometown
Kaleb Bevelle	DE	Apopka, Fla.
Kelby Bevelle	OT	Apopka, Fla.
Ryan Carter	CB	Grayson, Ga.
Drew Costa	PK	Folly Beach, SC
Tyrone Crowder	OG	Marston, NC
Marcus Edmond	CB	Hopkins, SC
D.J. Greenlee	TE	Clemson, SC
Christian Groomes	PK	Central, SC
Maverick Morris	OG	Braxton, Ga.
Dorian O'Daniel	LB	Olney, MD
Connor Sekas	LB	Vienna, Va.
Jack Swinney	WR	Lawrenceville, Ga.

## SENIORS TIE ACC RECORD

This group of Clemson seniors finished with a 28-4 record in ACC regular season games. They tied the school record for wins in a four year period. Each of the last three seniors classes has a 28-4 record in the ACC regular season.

## ACC WINS BY SENIOR CLASSES

Class	Win %	W-L
2015	.875	28-4
2016	.875	28-4
2017	.875	28-4
2014	.813	26-6
2013	.750	24-8
2012	.719	23-9
1989	.804	22-5-1
1990	.786	22-6
1991	.804	22-5-1

## RELATIVELY SPEAKING

Clemson's 2017 roster has many connections to college football. Nine members of the roster alone are offspring of former Clemson players and nine more have fathers or brothers who play or played college football. Only Michigan also has nine current players who are offspring of players who were on the school's football team. Below is a list of the connections:

- **Kelly Bryant, QB** - Cousin, Martavis Bryant is former Clemson receiver who is with the Pittsburgh Steelers.
- **Mark Fields, CB** - Father, Mark Fields, played for the Carolina Panthers of the NFL.

- **Brian Dawkins Jr., CB** - Son of former Clemson All-American and nine-time NFL Pro Bowl safety Brian Dawkins.

- **Hunter Renfrow, WR** - Father played football and baseball at Wofford College and once had an interception of a Homer Jordan pass against Clemson in 1981.

- **Jack Swinney, WR** - Nephew of Clemson head coach Dabo Swinney.

- **Will Swinney, WR** - Son of Clemson Head Coach Dabo Swinney. Played in the opening game against Kent State, 13 plays at wide receiver and handled all eight holds on extra points. First son of Clemson head coach to play for the Tigers since Jimmy Howard in 1963 played as a running back.

- **Nolan Turner, SS** - Son of former Alabama player Kevin Turner, who also played eight years in the NFL with New England Patriots.

- **J.C. Chalk, TE** - Grandson of former Alabama coach Gene Stallings, who was Dabo Swinney's head coach at Alabama when Swinney was a player.

- **Adam Choice, RB** - Cousin of former Georgia Tech running back Tashard Choice.

- **J.D. Davis, LB** - Twin brother of Clemson linebacker Judah Davis and son of former Clemson All-American linebacker Jeff Davis.

- **Judah Davis, LB** - Twin brother of Clemson linebacker J.D. Davis and son of former Clemson All-American linebacker Jeff Davis.

- **Jarvis Magwood, LB** - Son of former Clemson receiver Frank Magwood, a letterman on Clemson's 1981 National Championship team who is fifth in school history in yards per reception.

- **Garrett Williams, TE** - Son of former Florida State running back Dayne Williams, who played against Clemson in 1988 Florida State game in Death Valley.

- **Mitch Hyatt, OT** - Nephew of former Clemson All-ACC defensive tackle Dan Benish. Benish started on Clemson's 1981 National Championship team and Hyatt started on Clemson's 2016 National title team.

- **Milan Richard, TE** - Nephew of 1982 Heisman Trophy winner and former All-American Herschel Walker.

- **Cannon Smith, TE** - Son of former Clemson starting defensive end Bill Smith. Smith was starter on 1981 National Championship team.

- **D.J. Greenlee, TE** - Son of former Clemson track letterman and current strength coach Larry Greenlee.

- **Amari Rodgers, WR** - Son of former Tennessee quarterback Tee Martin, now quarterback coach at Southern California.

- **Baylon Spector, LB** - Son of former Clemson receiver Robbie Spector

- **Logan Rudolph, DE** - Brother of current Oklahoma State quarterback Mason Rudolph.

- **Ryan Mac Lain, WR** - Cousin of former Clemson All-ACC offensive guard Eric Mac Lain.

- **Will Spiers, P** - Son of former Clemson punter and baseball All-American Bill Spiers.

- **Kanyon Tuttle, WR** - Son of former Clemson All-American receiver Perry Tuttle.

- **Michael Batson, P** - Son of Clemson strength and conditioning coach Joey Batson.

## 2017 OFFSPRING OF FORMER TIGERS

Current Player, Pos	Hometown	Dad, CU Years
J.D. Davis, LB	Clemson, S.C.	*Jeff Davis, LB, 1978-81
Judah Davis, LB	Clemson, S.C.	*Jeff Davis, LB, 1978-81
Brian Dawkins, Jr., DB	Parker, Colo.	Brian Dawkins, S, 1992-95
Jarvis Magwood, LB	Greenville, S.C.	*Frank Magwood, WR, 1979-82
Cannon Smith, TE	Columbia, S.C.	*Bill Smith, DE, 1977-81
Baylon Spector, LB	Calhoun, Ga.	Robbie Spector, WR, 1988-90
Will Spiers, P	Cameron, S.C.	Bill Spiers, P, 1986
Kanyon Tuttle, WR	Charlotte, N.C.	*Perry Tuttle, WR, 1978-81

\* - played on 1981 national championship team



# BOWL NOTES

## 2017 TEAM ACCOMPLISHMENTS

- Ranked No. 1 in the nation by Associated Press, USA Today Coaches and College Football Playoff Poll entering the bowl season. Second time in three years that has been the case.
- The December 3, CFP Poll marked eighth time in 25 polls Clemson has been ranked No. 1 and 18th consecutive time Clemson has ranked in the top four.
- Won ACC Championship for third consecutive year with 38-3 victory over No. 7 Miami (FL). First time in 29 years Clemson won three consecutive ACC titles (1986-87-88). Just the third time in school history Clemson has won three in a row (1965-66-67).
- It was Clemson's 17th ACC Championship and fourth in the last six years under Head Coach Dabo Swinney. Before 2011, Clemson had not won an ACC title in 20 years.
- Won at least 12 games for the third straight year, joining Florida State (2012-13-14) as the only ACC teams to do it.
- Played the 8th most difficult schedule in the nation according to the NCAA and the Sagarin Computer ranking.
- Ranked 14th in the nation in average home attendance with 80,773.
- Program now has seven consecutive seasons of at least 10 wins, just the ninth program in FBS history to do it. Clemson and Alabama are the only schools with an active streak of seven straight 10-win seasons.
- First FBS program to defeat three top 15 (AP poll) teams in the month of September.
- Won six games over top 25 (ranking entering the game) teams, the most top 25 wins in Clemson history for a single season.
- Won school record four true road games over top 25 teams. The list included wins over No. 14 Louisville, No. 12 Virginia Tech, No. 20 NC State and No. 24 (CFP) South Carolina.
- Won school record five games away from home over top 25 teams. That includes the above list and a win over seventh ranked Miami in ACC Championship game.
- Clemson is first Power 5 team in 10 years to win four games on the road against teams that finished the year with at least eight wins (Louisville, Virginia Tech, NC State and South Carolina).
- The 2017 team ranked in the top 10 in every AP and USA Today poll, giving the program a record 42 consecutive top 10 rankings, tied for the longest streak of top 10s in school history. Only Alabama has accomplished this in the same period of time.
- Set school record with 51 consecutive top 25 rankings in the AP poll dating to 2014.
- Set record for wins in a decade, the program now has 88 in the decade of the 2010s, one more than the 87 Clemson had in the 1980s. Of course there are still two years after this season to build on it.
- The 2017 senior Class has won 50 games, the first 50-game winning class in ACC history (50-6).
- Team won 12 of 13 games so far in 2017 and 43 of last 46 over four years.
- Posted 27-1 record at home over the last four years, the most wins at home in a four-year period in school history.
- Has posted an 11-1 record in matchups with top 15 teams over the last three years.
- The Clemson defense leads the ACC in total defense, rushing defense, pass defense and scoring defense. No Clemson team has led the ACC in all four categories in the same year.
- Clemson team reached these accomplishments in 2017 with an offense that returned players who accounted for just 23 percent of the total offense in 2016, third lowest percentage in the nation.
- Clemson posted an 8-0 record against teams with a winning record in 2017, most wins in the nation against teams with a winning mark. The eight wins

are tied for the second most in one season in Clemson history. Clemson had 11 in 2016.

- Clemson has 82 wins over the last 7 years and 47 of them have come against teams that finished the season with a winning record. Prior to the Swinney era, the most wins over teams with a winning record in a seven-year period was 30 (1986-91).
- Clemson has a 9-0 record against bowl teams in 2017.
- The 38-3 win over No. 7 Miami in the ACC Championship game was the largest victory margin over a top 25 team in school history.
- Clemson became the first program to have assistant coaches win the Broyles Award in consecutive years. (Brent Venables in 2016 and Tony Elliott in 2017.)
- Entering the bowl season the Clemson defense ranks second in the nation in scoring defense (12.8), third in fewest touchdowns allowed (19), third in sacks (3.39), sixth in total defense (278) and fourth in yards per play allowed.
- Program had a school record 12-game road winning streak dating back to 2015 before it was snapped at Syracuse.
- Has an active streak of 11 consecutive wins over top 25 teams, longest streak in ACC history.
- On pace to become just the third team in Clemson history to average at least 200 yards rushing and 200 yards passing in the same season.
- Ranks fifth in the nation in completion percentage at .672.

## 2017 INDIVIDUAL HONORS

- Clemson had eight different players make at least one first, second or third-team All-America squad. The list included defensive players Austin Bryant, Christian Wilkins, Clelin Ferrell and Dorian O'Daniel who all made at least one first team. Mitch Hyatt was a first-team All-American on offense.
- Clemson had a school record six first-team All-ACC linemen, three on offense and three on defense. Offensive line was just the second in school history to have three first-team All-ACC selections.
- It is the first defensive line to have three players earn first-team All-America honors by one of the five major All-America selection committees. Those players were Christian Wilkins, Clelin Ferrell and Austin Bryant.
- Kelly Bryant is a finalist for the Manning Award
- Dorian O'Daniel is a finalist for the Bowden Award and was a finalist for the Butkus Award
- Christian Wilkins was named the National Defensive Lineman of the Year by the Columbus (OH) Touchdown Club (Willis Award).
- Clelin Ferrell was a finalist for the Hendricks Award
- Tony Elliott won the Frank Broyles Award as the top assistant coach in the nation.
- Dabo Swinney is a finalist for the Eddie Robinson Award, Munger Award and the Bear Bryant Award.
- Dabo Swinney became just the fourth coach in FBS history with at least 100 wins in his first 10 years as a head coach.
- Swinney became just the fourth ACC coach to record 100 wins. He joined Bobby Bowden, George Welsh and Frank Beamer.

## TIGER ALL-AMERICA SUMMARY

- **Austin Bryant:** Football Writers Association (1), Walter Camp (2), Associated Press (3), College Football News (HM), SB National (HM)
- **Clelin Ferrell:** Associated Press (1), Sports on Earth (1), Football Writers Association (2), Sports on Earth (1), The All-American (2), Sports Illustrated (2), College Football News (2), Sporting News (2), Football Writers Association (2), CBS Sports (2), USA Today (2). SB Nation (HM)
- **Dorian O'Daniel:** Sports Illustrated (1), Bleacher Report (1), Associated Press (2), American Football Coaches Association (2), SB Nation (HM)

- **Christian Wilkins:** American Football Coaches Association (1), Sporting News (1), College Football News (1), Associated Press (2), Walter Camp (2), CBS Sports (2), Sports on Earth (3), SB Nation (HM)
- **Dexter Lawrence:** Sports on Earth (3), College Football News (HM), SB Nation (HM).
- **Mitch Hyatt:** Sporting News (1), ESPN (1), Associated Press (2), Football Writers Association (2), Walter Camp (2), The All-American (2), Sports on Earth (2), College Football News (2), American Football Coaches Association (2), Football Writers Association (2), USA Today (2).
- **Tyrone Crowder:** Associated Press (3), College Football News (HM)
- **Justin Falcinelli:** College Football News (HM)
- **Ray-Ray McCloud:** Pro Football Focus (2), Punt returner

## ACADEMIC NOTES

- An additional three players had received their undergraduate degrees prior to the 2016 season, so 16 Clemson players already had their undergraduate degree when Clemson won the National Championship on January 9.
- Clemson had four team members named to the Academic All-ACC team in 2016. That list included Deshaun Watson, Ben Boulware, Christian Wilkins and Dexter Lawrence. The first three student-athletes were All-Americans on the field and Lawrence was named a unanimous freshman All-American.
- In Coach Dabo Swinney's time as Clemson head coach he has had 162 seniors and 157 of them have earned their college degrees.
- Clemson is the only school in the nation to rank in the top 15 of APR scores and in the top 15 of both college football polls each of the last six years.
- Clemson ranked second to Stanford nationally in academic success in a ranking of the top 25 college football teams for 2016. The academic ranking is based on the graduation success rate.
- Forty-eight members of the Clemson football team made the academic honor roll during the fall of 2016 when the Tigers were making their run to the National Championship, tied for the most in any semester in Clemson history. Then, in the spring 58 made the list, the most in any semester in Clemson history.
- A total of 103 underclassmen filed for the 2017 NFL draft. Eight of the 103 had their college degrees when they filed. Four of the eight played for Clemson in 2016 (Wayne Gallman, Deshaun Watson, Artavis Scott and Mike Williams).
- Twenty-nine former Clemson football players who played their senior year at Clemson were on NFL rosters in 2016. Twenty-five of them have their degree from Clemson a .862 graduation rate.
- Clemson quarterback Deshaun Watson was the recipient of the 2016 Bobby Bowden Award. It is presented each year to the top student-athlete in college football.
- Watson also won a Weaver-James-Corrigan honorary scholarship from the Atlantic Coast Conference in 2017. He was the only male student-athlete at Clemson so honored and one of just six football players in the ACC to win the award.
- Twenty-four current Tigers already have undergraduate degrees. Those players are Ryan Carter, Marcus Edmond, Justin Falcinelli, Tyrone Crowder, Dorian O'Daniel, Pat Godfrey, D.J. Greenlee, Maverick Morris, Kaleb Bevelle, Kelby Bevelle, Adam Choice, J.D. Davis, Judah Davis, Taylor Hearn, Kendall Joseph, Chris Register, Milan Richard, Jabril Robinson, Jack Connor Sekas, Swinney, Trevion Thompson, Christian Wilkins, Jalen Williams and Richard Yeargin.



# BOWL NOTES

## SIX TIGERS NAMED AP ALL-AMERICANS

Clemson had a national best and school record six players named to one of the three Associated Press All-America teams. The list included three of Clemson's four starting defensive linemen and four defenders overall.

Clelin Ferrell (DE) was named first-team by AP, while Mitch Hyatt (OT), Christian Wilkins (DT) and Dorian O'Daniel (LB) were second-team selections. Tyrone Crowder (OG) and Austin Bryant (DE) were third team selections.

The previous best for Associated Press All-Americans in a season by the Clemson program is five by the 2016 National Championship team. It marks the first time Clemson has had three defensive linemen named All-American in the same season.

Ferrell, a redshirt sophomore, is fourth on the Clemson team in tackles with 61 and has a team best 17 tackles or loss, including 8.5 sacks. He joins Deshaun Watson (sophomore, 2015) and Sammy Watkins (freshman, 2011) as the only Clemson freshman or sophomores to make first-team AP All-American.

Bryant was a third-team All-American selection by Associated Press, but he was a first-team selection by the Football Writers Association. Bryant is second to Ferrell in tackles for loss and sacks. The junior from Pavo, Ga., has 14.5 tackles for loss and 7.5 sacks.

Wilkins is the only returning All-American from last year's team. A third-team selection by AP last year, the native of Springfield, Mass was a second-team choice by Associated Press on Monday. He was named a first team All-American by the AFCA and The Sporting News this year.

O'Daniel was a second team selection by AP, but was earlier a first-team choice by Sports Illustrated. The graduate leads Clemson in tackles with 99, including 10.5 tackles for loss and a team best four takeaways.

Hyatt is the leader of Clemson's strong offensive line. He has been named second team All-American by nine services and a first-team choice by ESPN and Sporting News. The native of Georgia has started 41 games the last three years. Graduate Tyrone Crowder was named a third-team AP All-American as an offensive guard.

## THIRTEEN TIGERS NAMED ALL-ACC

Six Clemson interior linemen, three on offense and three on defense, were named first-team All-ACC on November 27. The first-team selections on offense were tackle Mitch Hyatt, center Justin Falcinelli and guard Tyrone Crowder. The first-team selections on defense were defensive end Clelin Ferrell and tackles Christian Wilkins and Dexter Lawrence.

It marked the first time Clemson had six linemen earn first-team all-conference honors. The previous high was just four set eight previous seasons, including 2016.

Overall, 13 Clemson players were named first, second or third team All-ACC, seven on offense and six on defense.

It was the second consecutive year Clemson had three starting offensive linemen earn first-team honors. Crowder and Hyatt both were first-team selections last year as well. It was the first All-ACC selection for Falcinelli, who is in his first year as a starter.

Wilkins and Lawrence were second-team selections last year on defense, while Ferrell was named for the first time as a red-shirt sophomore. Ferrell leads the team in tackles for loss and sacks.

Dorian O'Daniel, Clemson's leading tackler, made the second team along with Austin Bryant. O'Daniel was the top vote getter on the second team defense and has 99 tackles and two interception returns for scores. Bryant is second on the team in tackles for loss and sacks. He had four sacks in the win over Auburn in September.

Four Clemson offensive players were named third-team All-ACC. Receivers Hunter Renfrow and Deon Cain were both named. Renfrow had two receiving

touchdowns in the win over South Carolina, while Cain had nine receptions in the victory at NC State.

Freshman Travis Etienne, Clemson's leading rusher and the ACC leader in yards per rushing attempt at 7.2, was also named to the third team. Offensive lineman Taylor Hearn made an All-ACC team for the second straight year.

Kendall Joseph, Clemson's second leading tackler, was the only Clemson defensive player named third team.

## THREE TOTAL 100 PASSING YARDS

Clemson had three different quarterbacks throw for 100 yards at a touchdown in the victory over The Citadel, a first time both have happened in the same game in Clemson history. Starter Kelly Bryant was 17-22 for 230 yards and three scores, Zerrick Cooper was 7-11 for 105 yards and a score, and freshman Hunter Johnson was 7-8 for 144 yards and a score.

Clemson had two players throw for at least 100 yards in a game 10 times previously, including the 1978 game against The Citadel, but never had three in one game.

All three quarterbacks have completed at least 60 percent of their passes this year. Clemson has 17 touchdown passes and just seven interceptions as a team this year.

## ELLIOTT & SCOTT SUCCESSFUL

Clemson co-offensive coordinators Tony Elliott and Jeff Scott were teammates at Clemson from 2000-02. In fact, they were pregame stretch partners during that time. Now they have partnered to make Clemson one of the top offenses in the nation.

They began as co-coordinators for the 2014 Russell Athletic Bowl. They succeeded Chad Morris, who left after the 2014 regular season to become the head coach at SMU. In that first game, the Tigers scored 40 points in a 40-6 win over 25th ranked Oklahoma. That tied for the largest margin of victory in school history over a top 25 team.

Elliott and Scott have now been co-coordinators for the Tigers for 44 games and the Tigers are 41-3 in those games. That includes 16 wins over top 25 teams with just one loss (Alabama in 2015 season National Championship game when Clemson scored 40 points and had over 500 yards).

Clemson has been very consistent under the co-coordinators who are Clemson graduates. In 2015, Clemson averaged 38.5 points per game to rank 16th in the nation and last year the Tigers were 14th at 39.2 points per game. Clemson averages 33 points a game so far this year. In terms of total offense, Clemson averaged 514.5 in 2015 for the 11th best figure in the nation, 503.7 last year to rank 12th.

Clemson has been very effective early in games since Elliott and Scott became co-coordinators. The Tigers have scored a touchdown on their first possession 17 times in 44 games. That includes seven of the 13 games this year. In the 44 games, Clemson has scored 17 touchdowns, had 15 punts, 2 made field goal, 2 missed field goals, six turnovers, and two fails on fourth downs on the first possession.

## FEASTER & MCCLLOUD WITH BIG PLAYS

Tavien Feaster and Ray-Ray McCloud both turned in important long plays at NC State in Clemson's thrilling 38-31 victory. Feaster had an 89-yard run and McCloud had a 77-yard punt return, both for pivotal scores.

First, McCloud's punt return tied the score at 7-7 in the first period. It was Clemson's first kick return for a score of any kind since October 11, 2014 when Adam Humphries returned a Louisville punt 72 yards for a touchdown in Clemson's 23-17 victory at Death Valley.

It was the first time Clemson had a punt return for a score on the road in 17 years. You have to go back to the 2000 season when Joe Don Reames had a 69-yard

punt return for a score at Virginia to find the last punt return for a score on the road. McCloud's 77-yarder was the longest punt return for a score by a Clemson player since C.J. Spiller had a 77-yard return for six against Boston College in 2009.

McCloud is now 9th in the nation in punt return average at 12.1 and the Clemson team is 23rd. Clemson has not had a player finish in the top 20 in punt returns since Antwan Wyatt in 1995 when he finished 15th.

Earlier this year McCloud had a 79-yard touchdown reception at Louisville. McCloud and Pittsburgh's Quadree Henderson are the only ACC players with a 70-yard punt return and 70-yard reception this year.

Feaster's 89-yard run for a score on the last play of the third period gave Clemson a 31-21 advantage entering the fourth period. That was Clemson's first double digit lead of the game.

Feaster's burst through the middle of the NC State line was the longest run by a Clemson player since 1993 when Derrick Witherspoon had an 89-yard run against Maryland. Only two runs in Clemson history are longer than Feaster's. Banks McFadden had a 90-yard run against Presbyterian in 1939 and Buck George had a 90-yard run at Furman in 1951.

It was the second run of 80 yards or more by a Clemson player this year. Travis Etienne had an 81-yard run for a score against Louisville in the fourth quarter of the Tigers victory. Clemson is the only school in the country with two different players who have had an 80-yard run.

## HYATT & FERRELL EARN ACC HONORS

Clemson linemen Mitch Hyatt and Clelin Ferrell were both named ACC Players of the Week in the win over 20th ranked NC State. It was Clemson's fourth win over a top 25 team (ranking at game time), most in the nation. It was Clemson's sixth win over an FBS team with a winning record (as of November 6), also most in the nation.

Hyatt helped the Clemson offense to 224 yards rushing and 6.4 yards per rush at NC State. The starting left offensive tackle graded 94 percent and had five knockdown blocks in his 80 plays of action. He was a big reason Bradley Chubb, the ACC's leader in sacks, did not have a sack in 38 Clemson pass attempts. The Tigers had just two negative plays all day for just three yards.

Ferrell was the top tackler on the Clemson defense with 12 tackles, including nine first hits and three assists. He had five tackles for loss, including a sack for nine yards. The five tackles for loss were the second most in the nation that weekend and it marked the second time this year Ferrell had at least five tackles for loss in a game.

## TIGER ACC PLAYERS OF THE WEEK

Date	Opponent	Player	Award
9/9	Auburn	Austin Bryant	D-Line
	Auburn	Dorian O'Daniel	Linebacker
9/16	Louisville	Kelly Bryant	Offensive Back
	Louisville	Taylor Hearn	O-Line
	Louisville	Will Spiers	Special
9/23	Boston College	Travis Etienne	Rookie
9/30	Virginia Tech	Dorian O'Daniel	Linebacker
10/13	Syracuse	Clelin Ferrell	D-Line
10/28	Georgia Tech	Mitch Hyatt	O-Line
11/4	at NC State	Mitch Hyatt	O-Line
	at NC State	Clelin Ferrell	D-Line
11/11	Florida State	Travis Etienne	Rookie
11-25	South Carolina	Mitch Hyatt	O-Line

## NATIONAL PLAYERS OF THE WEEK

Date	Opponent	Player	Award
9/9	Auburn	Austin Bryant	Walter Camp
	Auburn	Austin Bryant	Nagurski Award
	Auburn	Austin Bryant	Bednarik Award
9/16	Louisville	Kelly Bryant	O'Brien Great 8
9/30	Virginia Tech	Dorian O'Daniel	Nagurski Award
	Virginia Tech	Kelly Bryant	O'Brien Great 8
	Virginia Tech	Kelly Bryant	Manning Star (1 of 8)





# BOWL NOTES

## PLAYERS OF THE GAME BY COACHES

After each game Clemson coaches select an offensive, defensive and special teams player of the game. Sometimes there are multiple selections. Here are the coach/s choices so far this year.

### PLAYERS OF THE GAME

Opponent	Offense	Defense	Special Teams
KSU	K. Bryant	Joseph, A. Bryant	Huegel
AUB	K. Bryant, H. Renfrow	A. Bryant	Spiers
LOU	K. Bryant, McCloud	O'Daniel, Lawrence	Spiers, Ja. Williams
BOC	Etienne, OLine	Joseph, Wilkins	McCloud
VAT	K. Bryant	A. Bryant, O'Daniel	Turner
WFU	Hyatt	Lamar, Muse	Powell
SYR	Hyatt	Ferrell	Simmons
GAT	K. Bryant, Morris	Defense	Al. Spence, Ch. Smith
NCS	Hyatt, Cain	Ferrell, V. Smith	McCloud
FSU	Falcinelli, Etienne	V. Smith, Ferrell, Wilkins	Al. Spence
CIT	Higgins	Skalski	W. Swinney, Rodgers
USC	H. Renfrow	Carter	Spiers, Turner
MIA	K. Bryant	Carter, Joseph	Ch. Smith, Al. Spence

## BRYANT EARNS NATIONAL HONOR

Junior defensive end Austin Bryant was named the National Defensive Player of the week by the Walter Camp Foundation, The Football Writers Association and the Bednarik Award for his performance against Auburn. Bryant had four sacks and seven total tackles in Clemson's 14-6 victory. He tied the Clemson record for sacks in a game with the four as he joined Keith Adams (1999 vs. Duke) and Andre Branch (2011 vs. Virginia Tech).

Bryant was a major reason Clemson had 11 sacks for negative 72 yards in the win over Auburn. Clemson held Auburn to just 117 yards of total offense, just 15 net yards in the second half.

Bryant was the first Clemson defensive player to win the Walter Camp Player of the Week award since Kourtnei Brown was named for his performance against North Carolina in 2011.

## BRYANT LEADS OFFENSE

Quarterback Kelly Bryant has been outstanding this season. Against Louisville earlier in the season, Deshaun Watson tweeted, "He will be better than me!"

In some areas he has. So far Bryant is 244-362, a .674 completion percentage (just ahead of Watson's .670 in 2016), for 2678 yards and 13 touchdowns. He is fifth in the nation in completion percentage. He has thrown just six interceptions compared to 17 by Watson last year. Bryant had a streak of 122 straight passes without an interception end at South Carolina.

Last year in leading Clemson to the National Championship, Deshaun Watson completed 67 percent of his passes for 306 yards per game and averaged 7.9 yards per attempt.

In the win over Louisville, Bryant's first road start and first ACC start, Bryant completed 22-32 passes for a career high 316 yards and a touchdown. He added 26 yards rushing and two scores for 342 yards of total offense, his career high. Most importantly, Bryant was 6-9 passing for 99 yards on third-down plays in that game.

Both quarterbacks are winners. Watson was 32-3 in his career at Clemson as the starter. Bryant is 12-1 to start his career and has set the school mark for wins by a starting quarterback in his first year as a starter.

## COMPARISON OF QUARTERBACKS

Category	Watson 2016	Bryant 2017
Pass Att/Game	38.6	27.8
Comp/Game	25.9	18.8
Comp %	.670	.674
Comp % Third Down	.612	.617
Pass Yds/Game	306.2	206.0
Pass Yds/Att	7.93	7.40
Pass Yards/Comp	11.83	11.00
TD Pass/Game	2.73	1.00
Interceptions/Game	1.13	0.46
Rushes/Game	11.1	13.3
Rush Yds/Game	41.7	49.7
Total Off Plays/Game	49.7	41.4
Total Offense/Game	347.9	255.4

## BRYANT'S HISTORIC FIRST START

Clemson has had some pretty good quarterbacks in recent years, but none had as good an opening day performance as Kelly Bryant did against Kent State in terms of total offense. And he did it playing just the first 48 offensive snaps of the game.

Bryant completed 16 of 22 passes for 236 yards and a touchdown, and added 77 yards rushing in just seven attempts and scored another touchdown. He finished with 313 yards of total offense, one yard more than Tajh Boyd's previous opening day mark of 312 yards in the opening game of the 2013 season against Georgia.

Bryant had a 61-yard touchdown pass to Deon Cain in the first period and Clemson's second possession that was right on the mark. Clemson had just four pass plays of 60 yards or more all of last season, but it took Bryant just six plays to accomplish a 60-yard completion. He also had a 47-yard run in the second period to set up another score and finished with an 11-yard average.

## BRYANT RECOGNIZED

Kelly Bryant was named one of the top eight quarterbacks in the nation for week five of the college football season by the Manning Award and the O'Brien Award. Bryant quarterbacked Clemson to a 31-17 win over 12th ranked Virginia Tech on Saturday evening to give the Tigers a 5-0 record.

Bryant completed 12 of 21 passes for 186 yards and a touchdown, and added 94 yards rushing in 19 attempts to finish with 280 yards of total offense. He threw a 60-yard touchdown pass to running back Tavien Feaster for Clemson's first touchdown.

The victory was the third for Clemson against a team ranked in the top 15 of both polls this season. Bryant is the first quarterback in college football history to start three wins over Associated Press top 15 teams in the month of September.

## BRYANT ONE INT EVERY 60 PASSES

Clemson quarterback Kelly Bryant has thrown just six interceptions in 362 pass attempts this year. That is one interception for every 60 passes. That ranks as the fifth best season figure in school history (Min of 90 attempts).

Nealon Greene threw just one pick in 94 attempts in 1994 for the best ratio, while Cullen Harper averaged one every 72.2 attempts in 2007. Deshaun Watson's best season in this area took place in 2014 when he had just two interceptions in 137 attempts, or one every 68.5 attempts. Watson averaged an interception every 34 attempts in 2016 and one every 38 attempts in 2015.

Bryant had a streak of 122 passes without an interception until the streak was broken at South Carolina.

## TIGER SEASON INTERCEPTION RATIOS

Rk	Player	Year	Int-Att	Ratio
1.	Nealon Greene	1994	1-94	94.0
2.	Cullen Harper	2007	6-433	72.2
3.	Deshaun Watson	2014	2-137	68.5
4.	Chris Morocco	1989	2-134	67.0
5.	<b>Kelly Bryant</b>	<b>2017</b>	<b>6-362</b>	<b>60.3</b>
6.	Rodney Williams	1988	4-196	49.0
7.	Steve Fuller	1978	4-187	46.8
8.	Tajh Boyd	2011	12-499	41.6

## BRYANT'S FIRST-YEAR STARTER RECORD

Kelly Bryant has started all 13 games this year and has an 12-1 record. He has already set the school record for wins by a first year starting quarterback. The junior broke the previous record of 10 that had been held by Chris Morocco in 1989 and Tajh Boyd in 2011. Bryant joined Boyd as the only quarterbacks to lead the Tigers to an ACC Championship without starting a game at quarterback in any previous season.

## CAIN'S STREAK CONTINUES

Junior wide receiver Deon Cain has caught at least one pass in 36 consecutive games. That is the ninth longest active streak in the nation. Allen Lazard of Iowa State has the longest streak at 47 straight. The Clemson record for consecutive games with a reception is 38 by Artavis Scott from 2014-16.

## CONSECUTIVE GAMES WITH A RECEPTION

Player	School	Games
Allen Lazard	Iowa State	47
James Washington	Oklahoma State	44
Calvin Ridley	Alabama	43
Ryan Yurachek	Marshall	41
Jaylen Samuels	NC State	40
Christian Kirk	Texas A&M	38
Anthony Miller	Memphis	37
<b>Deon Cain</b>	<b>Clemson</b>	<b>36</b>
Courtland Sutton	Southern Methodist	36

## CAIN WITH CAREER HIGH AT NC STATE

Deon Cain became just the fifth Clemson receiver with 20 touchdown receptions when he had one against Miami in the ACC Championship game. The third team All-ACC player now has six for the year and 20 in his career. He has joined an impressive list of Tigers with 20 touchdown catches.

Cain had a career high nine receptions for 84 yards and the touchdown in the Tigers seven-point win at NC State. He now has 52 receptions for a team best 659 yards so far this year. For his career, Cain has 124 receptions for a 16 yards per reception average.

## TIGER CAREER LEADERS IN TD RECEPTIONS

Player	Years	TDs
DeAndre Hopkins	2010-12	27
Sammy Watkins	2011-13	27
Mike Williams	2013-16	21
Aaron Kelly	2005-08	20
<b>Deon Cain</b>	<b>2015-17</b>	<b>20</b>
Artavis Scott	2014-16	19
Glenn Smith	1949-51	18
Jordan Leggett	2013-16	18
Perry Tuttle	1978-81	17

## CARTER'S PICK SIX

Ryan Carter had a 12-yard interception return for a touchdown in the first period of the win at South Carolina. It was Carter's second interception of the year, but his first career touchdown. He added another interception in the Miami game.

The 12-yard pick six at South Carolina was the shortest interception return for a touchdown in Clemson history. The previous shortest was a 15-yard return for a score by defensive lineman Carlos Watkins against Appalachian State in 2015.

Carter's pick six was the first interception return for a score by a Tiger against South Carolina since 2006 when Jock McKissick went 82 yards for a touchdown at Clemson. It had been 20 years since a Clemson player

# BOWL NOTES

returned an interception for a score in Columbia. Antwan Edwards had a 42-yard interception return for a score at South Carolina in 1997.

## ELLIOTT WINS BROYLES AWARD

Clemson co-offensive coordinator and running backs coach Tony Elliott received the Frank Broyles Award on December 5, 2017 as the National Assistant Coach of the Year on college football. The presentation was made at a luncheon in Little Rock, Arkansas by the Frank & Barbara Broyles Foundation.

With Elliott's selection, Clemson became the first school to have winners of the Broyles Award in consecutive years in the 22-year history of the award. Clemson Defensive Coordinator Brent Venables won the award in 2016, and he was on hand Tuesday to present Elliott with the award.

Other finalists for the 2017 award were Kevin Steele of Auburn, Bill Bedenbaugh of Oklahoma, Troy Walters of Central Florida and Jim Leonhard of Wisconsin.

"I am so happy for Tony Elliott," said Clemson Head Coach Dabo Swinney. "To have back-to-back winners of the Broyles Award speaks to the success of our program. A lot of credit for this goes to our players and staff.

"This is special for me personally because I coached Tony my first year in 2003 when I was receivers coach. I have had a front row seat to his career as a player and a coach and I am so proud to have him recognized as the top assistant coach in the nation."

Elliott has helped Clemson to a 12-1 record so far this year and a No. 1 ranking according to Associated Press, the Amway Coaches Poll and the College Football Playoff Poll. The Tigers have a school record six wins over Top 25 teams and have a 9-0 record against bowl teams in 2017.

Since Elliott and Jeff Scott have been co-coordinators of the Clemson offense, the Tigers have a 41-3 record, including a 16-1 record against Top 25 opponents.

Clemson's offense lost players who accounted for 77 percent of the total offense in 2016, 127th out of 130 FBS teams. But the Tigers have exceeded expectations on offense by ranking fourth in the nation in rushing touchdowns (40), sixth in completion percentage (.670), 10th in total touchdowns (62) and 10th in third down conversion percentage (.476).

Clemson averages 35.4 points per game, 21st in the nation and 449 yards of total offense per game. The Tigers average 205 yards a game rushing and 244 passing and are on pace to be just the third team in Clemson history to average at least 200 rushing and 200 passing in the same season.

## ETIENNE BREAKS SPILLER RECORD

Travis Etienne had 14 carries for 97 yards and two touchdowns in Clemson's 31-14 win over Florida State. That is a 6.9 yards per carry average, which is just below his 7.2-yard average for the season. The freshman from Louisiana has a team best 744 rushing in just 103 attempts this season. The true freshman already has four runs of at least 50 yards this year, among the top 10 totals of 50-yard runs this year.

Etienne's 744 yards is the most by a Clemson freshman since Wayne Gallman had 769 yards in 2014. Gallman is also the last freshman to lead Clemson in rushing for a season. But Gallman took 161 carries to get that number.

The Clemson record for rushing yards in a season by a true freshman is 941 by Ronald Williams in 1991. The record for a red-shirt freshman is 973 by Terry Allen in 1987.

Etienne has broken Spiller's mark for rushing touchdowns by a Clemson freshman with 13. Spiller had 10 in 2006.

The next record for Etienne to pursue is Sammy Watkins record for total touchdowns by a freshman. Watkins

had 13 as a receiver and kick returner in 2011. Etienne has tied the mark.

## FERRELL LEADS DEFENSE AT NC STATE

Clelin Ferrell had a big day from his defensive end position in Clemson's win in Raleigh. The red-shirt sophomore had a career high 12 tackles, including nine first hits. Five of the nine first hits were tackles for loss, including a sack. Ferrell was just one tackle for loss from tying the Clemson single game record.

The tackle for loss total was not a career high for the native of Richmond, Va. Earlier this year he had 5.5 tackles for loss in Clemson's loss at Syracuse. He also had 3.5 sacks in that game.

There have been just 13 times this year that an FBS player has had at least five tackles for loss in a single game and Ferrell has two of them, the only player in the nation with more than one.

For the season, Ferrell has 61 tackles, including 17 tackles for loss and 8.5 sacks.

## HIGGINS' CAREER DAY

Freshman Tee Higgins finished the regular season with a terrific two game set. Against The Citadel the native of Tennessee had six receptions for 178 yards and two scores in the 61-3 Clemson win. His day included a 78-yard touchdown reception from Hunter Johnson, the longest reception by a Clemson freshman since C.J. Spiller had an 82-yard catch at Boston College in 2006. Higgins also had a 32-yard catch and a 39-yard reception in the contest.

He added three catches for 84 yards in the win at South Carolina, giving him nine receptions for 262 yards over the last two games. He had just eight catches for 83 yards in the first 10 games.

Higgins 178 receiving yards against The Citadel were the second most by a Clemson freshman. The record remains 185 receiving yards by Artavis Scott vs. South Carolina in 2014.

## HYATT WINS JACOBS BLOCKING TROPHY

Clemson junior offensive tackle Mitch Hyatt has been voted the winner of the 2017 Jacobs Blocking Trophy. The honor is voted on by the defensive coaching staffs of the ACC. Hyatt becomes the eighth student-athlete from Clemson to receive the honor and the first since offensive guard John Phillips in 1987.

"Mitch is very deserving of this award," said Clemson head coach Dabo Swinney. "I was surprised to find out that a Clemson player had not won the Jacobs Blocking Trophy since 1987. But what Mitch has accomplished this year and over the last three years has been significant, and winning this award just adds to his significant resumé.

"He has been so consistent in everything he does. We have only lost three games in the three years he has been in our starting lineup, and he has a lot to do with that."

The trophy is given in memory of William P. Jacobs, who served as president of Presbyterian College from 1935 to 1945. Hyatt will be recognized during activities surrounding the 2017 Dr. Pepper ACC Football Championship Game.

Hyatt, a 6-foot-5, 295-pound native of Suwanee, Georgia, is a three-year starter for the Tigers. A third-team All-ACC selection as a freshman two years ago and a first-team honoree in 2016 and 2017, Hyatt earned the Jacobs Blocking Trophy this season for his role in a Clemson offense that averages more than 35 points and close to 449 yards total offense per game. The defending national champion Tigers (12-1 overall, 7-1 ACC) rank second in the ACC in each of those categories.

The standout left tackle earned consecutive ACC Offensive Lineman of the Week honors, first on Oct. 30 for his play in the Tigers' win over Georgia Tech, and again on Nov. 6 following Clemson's road victory at NC State. In each of those contests, Hyatt graded out at 93

percent while delivering five knockdown blocks without allowing a sack.

Hyatt amassed 15 total points in the coaches' voting to capture the 64th ACC Jacobs Blocking Trophy (no award was given in 1996). Virginia Tech's Wyatt Teller placed second with 12 points, while Pitt's Brian O'Neill was third with 10. A total of 23 players earned at least one first-, second- or third-place vote.

In addition to Hyatt and Phillips, previous Jacobs Blocking Trophy winners from Clemson have included fullback Doug Cline (1959), tackle Wayne Mass (1966), guard Harry Olszewski (1967), guard Joe Bostic (1977), tackle Lee Nanney (1981) guard James Farr (1983) and John Phillips in 1987.

## MCCLLOUD PLAYED BOTH AT NC STATE

Clemson wide receiver Ray-Ray McCloud played three snaps, all on NC State's last drive, at cornerback in the Tigers win over the Wolfpack. He was the first wide receiver to play cornerback in the same game since Adam Humphries played both sides of the ball at Wake Forest in 2014.

Ironically, McCloud did not catch a pass in the NC State game, but contributed on defense and had a 77-yard punt return for Clemson's first score.

McCloud switched his uniform number to 21 for the NC State game in anticipation of him playing some snaps on defense. The move was made because Clemson already has a starter on defense wearing No. 34 in Kendal Joseph, the team's second leading tackler.

McCloud continued to wear No. 21 vs. Miami and had two tackles on defense.

## O'DANIEL A BUTKUS AWARD FINALIST

Clemson linebacker Dorian O'Daniel was named one of five finalists for the 2017 Butkus Award on November 20. The award, named in honor of former Illinois All-American and All-Pro Dick Butkus, is presented to the top linebacker in college football.

O'Daniel is the fourth Clemson linebacker to be named a finalist for the award, which began in 1985. The previous three Clemson finalists were Levon Kirkland (1990), Ed McDaniel (1991) and Keith Adams (2000). No Clemson player has won the award.

O'Daniel is Clemson's leading tackler with 99 stops so far this year, 19 more tackles than any other Tiger. He has led Clemson in tackles in four of the 13 games played so far, including wins over Auburn (15), Virginia Tech (14) and Georgia Tech (11).

The Clemson graduate student from Olney, Maryland has two interception returns for touchdowns in big Clemson victories on the road this year. First, he had a 44-yard interception return for a score against Lamar Jackson and 14th ranked Louisville on September 16, then had a 22 yard interception return for a score at 12th ranked Virginia Tech on September 30.

In the win at Virginia Tech he also had a fumble recovery, a sack, and 14 tackles plus a sack and a fumble recovery. He is the first player in Clemson history with at least 10 tackles, an interception return for a score, a sack and a fumble recovery in the same game.

O'Daniel is one of just three linebackers at the FBS level with two interception returns for scores this year. The others are Justin Phillips of Oklahoma State and Auggie Sanchez of South Florida. He is the only linebacker in Clemson history with two interception returns for touchdowns in the same season.

Among O'Daniel's 99 tackles are 10.5 tackles for loss, five of which are sacks for 35 yards.

## RENFROW PERFORMS IN THE CLUTCH

After not scoring a touchdown in the first 10 games of the season, Hunter Renfrow now has three in the last three games. His 61-yard touchdown reception on the first play of the third period at South Carolina was the longest of his career. Renfrow now has 14 career touchdown receptions, two at home and 12 away from home.



# BOWL NOTES

The South Carolina game was the third time Renfrow has had two touchdown receptions in a game, each of the last two National Championship games against Alabama and against South Carolina.

Renfrow does his best work in big games. Over the last three years in 10 games against South Carolina, the ACC Championship game and College Football Playoff games, Renfrow has 41 receptions for 487 yards and eight touchdowns. In his other 28 games combined he has just six touchdowns.

## RENFROW EXCELLING ON THIRD DOWN

Wide receiver Hunter Renfrow has 55 receptions for 571 yards and three touchdowns. Nineteen of Renfrow's 55 receptions have come on third down and 16 of the 19 have given Clemson a first down. The 19 third-down receptions rank tied 21st best in the nation. The 16 third-down receptions for first down are 6th most in the nation.

Renfrow now has 40 receptions in his career on third down for 400 yards and 30 first downs. He had 13 third-down catches last year for 177 yards and 10 of those went for first downs.

Last year Mike Williams ranked second in the nation in third down receptions with 32 for 436 yards and 23 first downs.

## RENFROW FAMILY HERITAGE

Hunter Renfrow comes by his athletic ability naturally. Renfrow's dad, Tim Renfrow was one of the best athletes in the history of Wofford, a school just 60 miles from Clemson in Spartanburg, SC.

When Clemson won the 1981 National Championship the Tigers opened the season against Wofford. Tim Renfrow was a starting defensive back in that game for Wofford and had an interception of starting quarterback Homer Jordan, who would lead Clemson to the national title at season's end.

Tim Renfrow was a two-sport start at Wofford and was inducted into the Wofford Athletic Hall of Fame in 1992 for his accomplishments in football and baseball.

The older Renfrow was an NAIA All-American in football in 1981 and 1982. He was the team MVP both years and one of two team captains in 1982. He still holds the school record for interceptions with 19, including a record eight in 1981. He also has the school record for career punt return yards with 507. He was named to Wofford's all-time team as a defensive back.

He also started three years on the Wofford baseball team and still holds the school record for stolen bases in a season with 39 in 1981 and for a career (84).

## RICHARD'S FIRST CAREER TOUCHDOWN

Tight end Milan Richard caught his first career touchdown pass in Clemson's 24-10 win over Georgia Tech on October 28. It was a special night for Richard who caught the pass with his uncle, former Heisman Trophy Winner Herschel Walker, attending the game. It was the first time Walker had been in Death Valley since he played in an exhibition NFL game for the New York Giants against the Carolina Panthers in 1995.

Richard, a junior, was a backup to Jordan Leggett (now with the New York Jets) the previous two seasons. He has had a solid season with 17 catches for 206 yards in 12 starts. He is fifth on the Clemson team in receptions and reception yards.

## SPENCE TAKES OVER

Clemson lost starting placekicker Greg Huegel to a torn ACL on the last play of practice on Wednesday, September 20. He was attempting a field goal at the end of a two minute drill, something he had done many times and was run into by an on coming rusher. Huegel is eighth in Clemson history in scoring and has been Clemson's top scorer in 2015 and 2016. His 138 points and 27 field goals as a freshman in 2015 are school records.

The next man up is Alex Spence, a scholarship kick who is a red-shirt junior from Florence, SC and West Florence High School. Spence scored four points on PATs against Boston College in his first game and was not asked to attempt a field goal. He made his first career field goal at Virginia Tech on a 34-yard attempt. He kicked four extra points in the win over Boston College. He did miss field goals of 35 and 38 yards and made one from 30 against Syracuse.

Spence has come on of late. He has made field goal in six of the last seven games and made six of his last seven attempts. His only miss was a 39-yarder when a timeout was called just as he made the kick. He made a 46-yarder in the ACC Championship game. He is 41-43 on extra points and has scored 62 points, third on the team.

## SWINNEY FINALIST FOR AWARDS

Clemson Head Coach Dabo Swinney is one of four finalists for the George Munger Collegiate Coach of the Year. The announcement was made by the Maxwell Football Club of Philadelphia, who has presented the award since 1989.

Swinney won the award in 2015 when he took the Tigers to the National Championship game against Alabama. He was a finalist last year.

Swinney has guided the Tigers to an 12-1 record so far this season and a No. 1 ranking in the latest polls. The Tigers are the only team in the nation with six wins over AP top 25 teams (rank entering the game), including five away from home. Clemson also has a national best eight wins over FBS teams with a winning record.

Swinney has a record of 101-29 in his 10 seasons at Clemson. That is the second most wins in school history, trailing only the 165 Frank Howard had in his 30 seasons between 1940-69.

## SWINNEY ACCOMPLISHMENTS

- With the win over Alabama last year, Dabo Swinney moved into third place in ACC history in winning percentage. Now 101-29 (.777) at Clemson, he moved ahead of Danny Ford with the National Championship win over Alabama and is Clemson's winningest coach on a percentage basis among coaches with at least five years at Clemson. In terms of total wins Swinney is second behind Frank Howard (165).
- Swinney moved into second place on the ACC coaching list for bowl victories with the Alabama win. He now has seven wins (7-4) and trails only the 11 bowl wins Bobby Bowden won as an ACC coach (1992-2009).
- Swinney joined Bud Wilkinson as the only people to play on and serve as head coach of a team that won the Associated Press National Championship. Wilkinson played on the 1936 Minnesota team that was the first AP National Champion, and was head coach of Oklahoma teams of 1951, 1955 and 1956 that won titles. Swinney played on the 1992 Alabama team that won the AP national title.
- Swinney is the first coach to beat his alma mater in a postseason game to win the National Championship. At 47 at the time of the victory, he was the youngest coach to win the National championship since Urban Meyer was 44 when he won the title with Florida in 2008.
- Swinney has 26 wins over top 25 teams as Clemson head coach, the most in Clemson history. He broke Danny Ford's record of 20 when he beat Auburn on September 9. Swinney has 16 top 25 wins the last three years, more than Jess Neely and Frank Howard had combined in their 39 years as Clemson coach. He is second to Nick Saban in wins over top 25 teams the last three years. Saban has 19 since 2015.
- Swinney is the first Clemson coach to beat the nation's #1 and #2 teams. He did it in consecutive games to win the National Championship in the College Football Playoff.

- With the victory over Alabama, Dabo Swinney has won six bowl games over coaches who already had a national championship on their resume over the last five years. He is the only coach in college football history to do it in bowl games.

## SWINNEY MOVES AHEAD OF FORD

With the Tigers 38-31 win over NC State, Dabo Swinney became the second winningest coach in Clemson history. Swinney is now 101-29 and Danny Ford finished his Clemson career 96-29-4. Ford was inducted into the National Football Foundation Hall of Fame this year and was honored for that accomplishment at Clemson on October 28, the day that Swinney matched his win total.

What is just as amazing is that Frank Howard had 96 wins in his time at Clemson as an ACC Coach. Howard coached Clemson from 1940-69 and won 165 games, but he won 96 from 1953-69 as an ACC Coach. So Ford, Swinney and Howard were all tied with 96 wins after Clemson's win over Georgia Tech.

On a percentage basis, Swinney is second in ACC history in winning percentage with a .777 mark off a 101-29-0 record. Jimbo Fisher is first at .783 percent as he is 83-23 for his 106 games as Florida State head coach.

## OVERALL WINS BY ACC COACHES

Rk	Head Coach	School(s)	Wins
1.	Bobby Bowden	Florida State	173
2.	George Welsh	Virginia	136
3.	Frank Beamer	Virginia Tech	113
4.	Dabo Swinney	Clemson	101
5.	Bill Dooley	North Carolina, Virginia Tech	98
6.	Danny Ford	Clemson	96
	Frank Howard	Clemson	96
8.	Al Groh, Wake Forest	Virginia	85

## SWINNEY REGISTERS 100<sup>TH</sup> WIN

Head coach Dabo Swinney is the sixth among active coaches in terms of winning percentage (min. 5 years). Swinney has a 101-29 overall record as a head coach, a .777 percentage. Urban Meyer is first at .852 and Chris Petersen of Washington is second at .827.

It is interesting to note that Swinney defeated three of the five coaches ahead of him in the rankings last season, Meyer, Fisher and Saban. Those three coaches were ranked in the top three of the preseason poll for 2017 and Swinney and the Tigers handed each their final loss of 2016. Swinney has defeated six of the other nine coaches on the list since 2013.

With 12 wins this year, Swinney has become just the fourth coach to win 100 games in his first 10 years. Only Bob Stoops, Chris Petersen and Urban Meyer have had 100 wins in their first 10 years.

## WINS FIRST 10 YEARS BY FBS COACHES

Rk	Coach, School	Years	W-L
1.	Bob Stoops, Oklahoma	1999-08	109-24
2.	Chris Petersen, Boise St, Washington	2006-15	107-24
3.	Urban Meyer, Bowling Gr, Utah, Fla.	2001-10	104-23
4.	Dabo Swinney, Clemson	2008-17	101-29
5.	Paul Johnson, Ga. Southern, Navy	1997-06	99-35
6.	Barry Switzer, Oklahoma	1973-82	98-17-3
7.	Tom Osborne, Nebraska	1973-82	96-24-2
	Mark Richt, Georgia	2001-10	96-34
9.	Phillip Fulmer, Tennessee	1992-01	95-20
	Lloyd Carr, Michigan	1995-04	95-28

## SWINNEY VS. ACC TEAMS

Dabo Swinney is 65-17 overall against ACC teams since he became Clemson head coach. That includes a 61-16 mark in regular season games and 4-1 in ACC Championship games. His .793 winning percentage in ACC games is third best in ACC history. Only Bobby Bowden and Jerry Claiborne are ahead of him.

# BOWL NOTES

## CAREER LEADERS IN WIN % IN ACC GAMES

Rk	Coach	Schools	Years	W-L	Pct
1.	Bobby Bowden	Florida St.	1992-09	118-27	.814
2.	Jerry Claiborne	Maryland	1972-81	46-11-1	.802
3.	<b>Dabo Swinney</b>	<b>Clemson</b>	<b>2008-17</b>	<b>65-17</b>	<b>.793</b>
4.	Bill Murray	Duke	1951-65	54-15-2	.775
5.	Jimbo Fisher	Florida St.	2010-17	51-16	.761
6.	Danny Ford	Clemson	1979-89	44-14-1	.754
7.	Lou Holtz	NC State	1972-75	16-5-2	.739
8.	Frank Beamer	Virginia Tech	2004-11	72-29	.713

Note: Minimum three seasons.

## SWINNEY EARNS RARE DISTINCTION

When Dabo Swinney won the National Championship as head coach over Alabama, he joined Bud Wilkinson as the only coaches to have played on an AP National Championship team and served as head coach of an AP National Championship team.

Swinney played on Alabama's 1992 season National Championship team as a wide receiver. That team defeated Miami (FL) for the title in the 1993 Sugar Bowl. Now Swinney has a chance to lead Clemson to the national title as head coach.

Wilkinson played as a quarterback on the University of Minnesota's 1936 team that was proclaimed national champion by the Associated Press in 1936. That was the first year of the AP poll. As a head coach at Oklahoma, Wilkinson led the Sooners to AP national titles in 1950, 1955 and 1956.

Two other coaches have national championships as players and as coaches on their resume's, but the titles are not recognized by the Associated Press.

Frank Leahy played at Notre Dame under Knute Rockne from 1928-30 and the Irish won the national championship in 1929 and 1930 according to the Helms Foundation, the top poll in that area. The AP poll had not started yet. He later coached Notre Dame to AP national titles in 1943, 46, 47, 49.

Bear Bryant played on an Alabama team in 1934 that was recognized as a national champion by some organizations, but again the AP poll hadn't started yet. He coached Alabama to AP titles in 1961, 64, 65, 78, 79.

## NATIONAL CHAMPION AS PLAYER & HEAD COACH

Person	As Player	As Head Coach
Bear Bryant	Alabama (1934)	Alabama (1961, 64, 65, 78, 79)
Bud Wilkinson	Minnesota (1936)	Oklahoma (1950, 55, 56)
Frank Leahy	Notre Dame (1929, 30)	Notre Dame (1943, 46, 48, 49)
Jimmy Johnson	Arkansas (1964)	Miami (Fla.) (1987)

## SWINNEY'S 26 TOP-25 WINS

Dabo Swinney has 26 wins over top 25 teams in his Clemson career. He broke Danny Ford's record of 20 with the win over Auburn on September 9. Ford had a 20-12-2 record against Top 25 teams from 1978-89.

Swinney has recorded 15 wins over top 25 teams over the last three years, four in 2015, five in 2016 and six this year. That includes seven top 10 wins, four of whom are top five. It includes four true road wins over top 25 teams this year, the first time Clemson has done that.

For his 10 seasons as Clemson coach, Swinney has six top five wins, 13 top 10, 18 top 15, and 19 top 20. Only 8 of the 26 have been at home, seven on the opponent's home field and 10 at neutral site.

Swinney is 15-1 over the last three years against top 25 teams with the only loss coming to Alabama by five points in the National Championship game at the end of the 2015 season.

The 47 points scored against Louisville were the most for the Clemson program against a ranked opponent since 2001 at Georgia Tech.

## SWINNEY'S 26 WINS OVER TOP-25 TEAMS

Year	Opponent	AP-C	Score
2009	at Miami (Fla.)	8-9	40-37
2010	NC State	23-25	14-13
2011	Auburn	21-19	38-24
	Florida State	11-14	35-30
	at Virginia Tech	11-10	23-3
	Virginia Tech	5-3	38-10
2012	Auburn	NR-25	26-19
	LSU	9-7	25-24
2013	Georgia	5-5	38-35
	Ohio State	7-6	40-35
2014	Oklahoma	NR-24	40-6
2015	Notre Dame	6-7	24-22
	Florida State	17-15	23-13
	North Carolina	8-8	45-37
	Oklahoma	4-3	37-17
2016	Louisville	3-4	42-36
	at Florida State	12-14	37-34
	Virginia Tech	19-18	42-35
	Ohio State	2-2	31-0
	Alabama	1-1	35-31
2017	Auburn	13-13	14-6
	at Louisville	14-14	47-21
	at Virginia Tech	12-12	31-17
	at NC State	19-20	38-31
	at South Carolina	24 (CFP)	34-10
	Miami (Fla.)	7-7	38-3

## SWINNEY VS. THE SEC

Dabo Swinney has 13 wins over SEC teams since he became Clemson's interim head coach during the 2008 season. Swinney has more non-conference wins over SEC teams than any other coach over that time. Jimbo Fisher, formerly of Florida State, is second with 10 (including beating Florida this year) and Paul Johnson of Georgia Tech is third with eight. No other non-SEC coach has more than five.

Swinney's 13 non-conference wins over SEC teams includes two this year and a streak of five over the last two years. Clemson was 3-0 vs. the SEC last year, the first time in school history Clemson defeated three SEC teams in the same year. So a win over Alabama would make this the second Clemson team with three wins over SEC teams in the same season.

Swinney's list of SEC victims includes South Carolina five times, four over Auburn and one each over Kentucky, LSU, Georgia and Alabama.

Swinney's list of wins over SEC teams includes seven wins over top 25 teams, including two this year. The Tigers defeated Auburn at home in September and South Carolina on the road in November. South Carolina was ranked 24th in the College Football Playoff Poll.

## SWINNEY'S WINS VS. THE SEC (13)

Year	Opponent (Rank)	Score
2008	South Carolina	31-14
2009	Kentucky	21-13
2011	Auburn (21,19)	38-24
2012	Auburn (NR, 25)	26-19
	LSU (9,7)	25-24
2013	Georgia (5,5)	38-35
2014	South Carolina	35-7
2015	at South Carolina	37-32
2016	at Auburn	19-13
	South Carolina	56-7
	Alabama (1,1)	35-31
2017	Auburn (13,13)	14-6
	at South Carolina (24)	34-10

## SWINNEY PLAYED FOR ALABAMA

Clemson head coach Dabo Swinney is a two-time Alabama graduate. He earned his undergrad in 1993 and his Masters degree in 1995. He was a football letterman for the Crimson Tide from 1990-92 when the Crimson Tide had a 31-6 record. He was a reserve receiver on Alabama's 1992 National Championship that won the title with a victory over Miami (FL) in the Sugar Bowl.

This year's Sugar Bowl game will be the first time Swinney has been to a football game in the Super Dome since the night the Crimson Tide won that 1992 National Championship.

This year was the 25-year anniversary of that 1992 Alabama National Championship team. The celebration of that season took place on Saturday, October 14 and Coach Swinney was able to attend the celebration because the Tigers had played at Syracuse the previous evening. That Syracuse game is Clemson's only loss of the year.

Swinney played in 25 games over three years at Alabama and had seven career receptions for 81 yards. The sum of his receptions and reception yards equals 88, his uniform number at Alabama.

Swinney also served as an assistant coach for eight years at Alabama, four years under Gene Stallings and four under Mike DuBose. The Tide was 12-1 and ranked fifth in the final poll in 1994 when Swinney was a graduate assistant. They ranked eighth in the final AP poll of 1999 when the Tide was 10-3 under DuBose.

## SWINNEY AT ALABAMA AS A COACH

Year	Position	Head Coach	Record	Bowl	AP
1993	Grad Asst.	Gene Stallings	9-3-1	Gator	14
1994	Grad Asst.	Gene Stallings	12-1	Citrus	5
1995	Grad Asst.	Gene Stallings	8-3		21
1996	WR/TE	Gene Stallings	10-3	Outback	11
1997	TE	Mike DuBose	4-7		
1998	WR	Mike DuBose	7-5	Music City	
1999	WR	Mike DuBose	10-3	Orange	8
2000	WR	Mike DuBose	3-8		

## SWINNEY AT ALABAMA AS A PLAYER

Year	GP	Rec	Yds	TD	Team Rec
1990	4	1	18	0	7-5
1991	9	2	15	0	11-1
1992	12	4	48	0	13-0
<b>Totals</b>	<b>25</b>	<b>7</b>	<b>81</b>	<b>0</b>	<b>31-6</b>

## SWINNEY SIGNS NEW CONTRACT

Clemson University head coach Dabo Swinney agreed to a new eight-year contract through the 2024 season, the athletic department announced Aug. 25, 2017. The terms of the contract were approved by the Clemson University Board of Trustees Compensation Committee.

"Dabo's impact on our football program, our university and our community is immeasurable and goes well beyond the on-field successes and national championship," said Director of Athletics Dan Radakovich. "This new agreement demonstrates our strong commitment to Dabo and our confidence in his leadership now-and in the future-and his long-term commitment to Clemson. We are thrilled that he and his family will be a part of the Clemson Family for years to come."

During Swinney's nine seasons, 157 of 162 senior lettermen have earned their degrees, including eight current members of the football team. His teams have finished among the nation's Top 10 in the NCAA's Academic Progress Report five of the past six years, and a school-record 58 football student-athletes posted a grade point average of 3.0 or above during the 2017 spring semester.

## SWINNEY IN NFL STADIUMS

This will be Clemson's eight game in an NFL Stadium in the last three years. Clemson has won three in a row and nine of the previous 10 with the only loss coming at Glendale, Arizona in the National Championship game of the 2015 season. Clemson then defeated Ohio State in the same stadium last year.

Clemson have 12-5 record in NFL stadiums under Dabo Swinney. That includes a 38-3 victory over Miami (FL) in Charlotte at Bank of America Stadium at the ACC Championship game.

## WATSON VS. ALABAMA

While we know Deshaun Watson is no longer a member of the Clemson Tigers (see Houston Texans first seven games of 2017), we figured it would be a common question as to his passing stats against Alabama each of the last two seasons.



# BOWL NOTES

## FORMER TIGERS IN THE NFL

Clemson has had 39 players on NFL rosters in 2017. Below is a list of those players.

### 2017 NFL TIGERS

#	Player	Team	Pos	Exp	Clemson
20	Mackenzie Alexander	Vikings	CB	1	2014-15
83	Dwayne Allen	Patriots	TE	5	2009-11
50	Stephone Anthony	Dolphins	LB	2	2011-14
77	Isaiah Battle	Seahawks	OT	2	2012-14
44	Vic Beasley	Falcons	OLB	2	2011-14
50	Andre Branch	Dolphins	DE	5	2008-11
26	Bashaud Breeland	Redskins	CB	3	2011-13
13	Jaron Brown	Cardinals	WR	4	2009-12
10	Martavis Bryant	Steelers	WR	2	2011-13
7	Chandler Catanzaro	Jets	PK	3	2010-13
93	Kevin Dodd	Titans	OLB	1	2013-15
38	Andre Ellington	Texans	RB	4	2009-12
30	Wayne Gallman	Giants	RB	R	2014-16
40	Marcus Gilchrist	Texans	CB	6	2007-10
93	B.J. Goodson	Giants	LB	1	2012-15
32	T.J. Green	Colts	S	1	2013-15
75	&Chris Hairston	Chargers	OT	5	2007-10
10	DeAndre Hopkins	Texans	WR	4	2010-12
11	Adam Humphries	Bucs	WR	2	2011-14
97	Grady Jarrett	Falcons	DT	2	2011-14
98	Jarvis Jenkins	Chiefs	DT	6	2007-10
27	Jayron Kearse	Vikings	S	1	2013-15
90	Shaq Lawson	Bills	DE	1	2013-15
86	Jordan Leggett	Jets	TE	R	2013-16
41	Byron Maxwell	Seahawks	CB	6	2007-10
17	Charone Peake	Jets	WR	1	2011-15
5	Bradley Pinion	49ers	P	2	2012-14
98	D.J. Reader	Texans	DT	1	2012-15
82	#Artavis Scott	Chargers	WR	R	2014-16
21	Coty Sensabaugh	Steelers	CB	5	2008-11
69	Tyler Shatley	Jaguars	OG	3	2010-13
26	!C.J. Spiller	Chiefs	RB	8	2006-09
30	Cordrea Tankersley	Dolphins	DB	R	2013-16
60	#Brandon Thomas	Lions	OG	2	2010-13
91	Carlos Watkins	Texans	DT	R	2012-16
14	Sammy Watkins	Rams	WR	3	2011-13
4	Deshaun Watson	Texans	QB	R	2014-16
69	#DeShawn Williams	Bengals	DT	3	2011-14
81	Mike Williams	Chargers	WR	R	2013-16

# - practice squad, & - injured reserve, ! - played in 2017, but currently a free agent; Note: As of Dec. 13.

In 2015, Watson played 85 snaps and completed 30 of 47 passes for 405 yards and four touchdowns. He threw one interception. He also rushed the ball 20 times for 73 yards. He finished with 67 total plays for 478 yards of total offense.

In 2016, Watson played all 99 snaps and completed 36-56 passes for 420 yards and three touchdowns without throwing an interception. He also rushed 21 times for 43 yards and a touchdown, giving him 77 plays for 463 yards.

So for the two games combined, Watson completed 66 of 103 passes (.641) for 825 yards and seven touchdowns with just one interception. He had 41 rushes for 116 yards and finished with 144 total offense plays for 941 yards in the two games combined.

## WILKINS NAMED TO NINE WATCH LISTS

Clemson defensive tackle Christian Wilkins was on watch lists for an ACC high nine national postseason awards in 2017. Second was Derwin James of Florida State with six, while Harold Landry of Boston College, Jordan Whitehead of Pittsburgh and Quin Blanding of Virginia had five apiece.

Wilkins is listed as a preseason candidate for the Bednarik, Lott and Nagurski Awards that go to the top defensive player in the nation. He was a finalist for the Nagurski last year. He is also on the watch list for the Wuerffel Award and for the AFCA Goodworks team that combine excellence on the field, in the classroom and community service.

The junior who expects to graduate in December is also a candidate for the Maxwell and Walter Camp Awards that go to the national player of the year, and the Outland Trophy, which goes to the top interior lineman in the nation. Finally, he is a candidate for the Paul Hornung Award, which goes to the nation's top all-purpose player.

Six other Clemson players are on at least one watch list. Sophomore defensive tackle Dexter Lawrence is a candidate for the Bednarik, Nagurski, Walter Camp and Outland Trophy. Deon Cain is on the list for the Biletnikoff (top wide receiver) and Greg Huegel is on the list for the Groza Award, which goes to the nation's top kicker.

Tyrone Crowder and Mitch Hyatt are on the watch list for the Outland Trophy and Kendall Joseph is on the list for the Butkus Award, which goes to the nation's top linebacker.

## WILKINS NAMED TO ACADEMIC TEAM

Clemson defensive tackle Christian Wilkins has been named to the Academic All-District team according to the College Sports Information Directors of America. Wilkins is a junior athletically, but a senior in the classroom who will graduate in December.

Wilkins was named to the Academic All-ACC team in 2015 and 2016, but this is the first time he has been named Academic All-District. He boasts a 3.32 GPA in Communications.

The native of Springfield, Mass., was named a first-team All-American on the field last year when he helped the Tigers to the National Championship. So far this year Wilkins has 47 tackles, including 8.5 tackles for loss and 4.5 sacks. He has 10 quarterback pressures and four passes broken up.



# 2017 WEEKLY POLLS

## PRESEASON

CP	AP	Team	Record	W-L	Next Opponent	Score
1	1	Alabama	0-0	W	#3 Florida State	24-7
2	2	Ohio State	0-0	W	Indiana	49-21
3	3	Florida State	0-0	L	#1 Alabama	7-24
4	4	Southern Cal	0-0	W	Western Michigan	49-31
5	5	<b>Clemson</b>	<b>0-0</b>	<b>W</b>	<b>Kent St.</b>	<b>56-3</b>
6	6	Penn St.	0-0	W	Akron	52-0
8	7	Oklahoma	0-0	W	UTEP	56-7
7	8	Washington	0-0	W	Rutgers	30-14
10	9	Oklahoma St.	0-0	W	Tulsa	59-24
9	11	Michigan	0-0	W	#17 Florida	33-17
13	12	Auburn	0-0	W	Georgia Southern	41-7
12	13	LSU	0-0	W	BYU	27-0
14	14	Stanford	0-0	W	Rice	62-7
15	15	Georgia	0-0	W	App. State	31-10
17	16	Louisville	0-0	W	Purdue	35-28
16	17	Florida	0-0	L	#11 Michigan	17-33
18	18	Miami	0-0	W	Bethune-Cookman	41-13
21	19	South Florida	0-0	W	San Jose State	42-22
19	20	Kansas State	0-0	W	Central Arkansas	55-19
22	21	Virginia Tech	0-0	W	#22 West Virginia	31-24
20	22	West Virginia	0-0	L	#21 Virginia Tech	24-31
23	23	Texas	0-0	L	Maryland	41-51
24	24	Washington State	0-0	W	Montana State	31-0
NR	25	Tennessee	0-0	W	Georgia Tech	42-41

## WEEK 2

CP	AP	Team	Record	W-L	Next Opponent	Score
1	1	Alabama	1-0	W	Fresno State	41-10
2	2	Ohio State	1-0	L	#5 Oklahoma	16-31
3	3	<b>Clemson</b>	<b>1-0</b>	<b>W</b>	<b>#13 Auburn</b>	<b>14-6</b>
4	4	Penn State	1-0	W	Pittsburgh	33-14
6	5	Oklahoma	1-0	W	#2 Ohio State	31-16
5	6	Southern Cal	1-0	W	#14 Stanford	42-24
7	7	Washington	1-0	W	Montana	63-7
8	8	Michigan	1-0	W	Cincinnati	36-14
11	9	Wisconsin	1-0	W	Florida Atlantic	31-14
9	10	Florida State	0-1			
10	11	Oklahoma State	1-0	W	South Alabama	44-7
12	12	LSU	1-0	W	Chattanooga	45-10
13	13	Auburn	1-0	L	#3 Clemson	6-14
14	14	Stanford	1-0	L	#6 Southern Cal	24-42
15	15	Georgia	1-0	W	#24 Notre Dame	20-19
17	16	Miami	1-0			
16	17	Louisville	1-0	W	North Carolina	47-35
18	18	Virginia Tech	1-0	W	Delaware	27-0
19	19	Kansas State	1-0	W	Charlotte	55-7
22	20	Washington State	1-0	W	Boise State	47-44
20	21	South Florida	1-0	W	Stony Brook	31-17
24	22	Florida	0-1			
NR	23	TCU	1-0	W	Arkansas	28-7
25	24	Notre Dame	1-0	L	#15 Georgia	19-20
21	25	Tennessee	1-0	W	Indiana State	42-7

## WEEK 3

CP	AP	Team	Record	W-L	Next Opponent	Score
1	1	Alabama	2-0	W	Colorado State	41-23
3	2	Oklahoma	2-0	W	Tulane	56-14
2	3	<b>Clemson</b>	<b>2-0</b>	<b>W</b>	<b>#14 Louisville</b>	<b>47-21</b>
4	4	Southern Cal	2-0	W	Texas	27-24
5	5	Penn State	2-0	W	Georgia State	56-0
6	6	Washington	2-0	W	Fresno State	48-16
7	7	Michigan	2-0	W	Air Force	29-13
9	8	Ohio State	1-1	W	Army	38-7
8	9	Oklahoma State	2-0	W	Pittsburgh	59-21
12	10	Wisconsin	2-0	W	BYU	40-6
10	11	Florida State	0-1			
11	12	LSU	2-0	L	Mississippi State	7-37
13	13	Georgia	2-0	W	Samford	42-14
14	14	Louisville	2-0	L	#3 Clemson	21-47
17	15	Auburn	1-1	W	Mercer	24-10
16	16	Virginia Tech	2-0	W	East Carolina	64-17
15	17	Miami	1-0			
18	18	Kansas State	2-0	L	Vanderbilt	7-14
19	19	Stanford	1-1	L	San Diego State	17-20
20	20	TCU	2-0	W	SMU	56-36
22	21	Washington State	2-0	W	Oregon State	52-23
21	22	South Florida	2-0	W	Illinois	47-23
23	23	Tennessee	2-0	L	#24 Florida	20-26
25	24	Florida	0-1	W	#23 Tennessee	26-20
NR	25	UCLA	2-0	L	Memphis	45-48

## WEEK 4

CP	AP	Team	Record	W-L	Next Opponent	Score
1	1	Alabama	3-0	W	Vanderbilt	59-0
2	2	Clemson	3-0	W	Boston College	34-7
3	3	Oklahoma	3-0	W	Baylor	49-41
4	4	Penn State	3-0	W	Iowa	21-19
5	5	Southern Cal	3-0	W	California	30-20
7	6	Oklahoma State	3-0	L	#16 TCU	31-44
6	7	Washington	3-0	W	Colorado	37-10
8	8	Michigan	3-0	W	Purdue	28-10
10	9	Wisconsin	3-0			
9	10	Ohio State	2-1	W	UNLV	54-21
12	11	Georgia	3-0	W	#17 Mississippi St.	31-3
11	12	Florida State	0-1	L	NC State	21-27
13	13	Virginia Tech	3-0	W	Old Dominion	38-0
14	14	Miami	1-0	W	Toledo	52-30
16	15	Auburn	2-1	W	Missouri	51-14
15	16	TCU	3-0	W	#6 Oklahoma State	44-31
19	17	Mississippi State	3-0	L	#11 Georgia	3-31
18	18	Washington State	3-0	W	Nevada	45-7
20	19	Louisville	2-1	W	Kent State	42-3
22	20	Florida	1-1	W	Kentucky	28-27
17	21	South Florida	3-0	W	Temple	43-7
25	22	San Diego State	3-0	W	Air Force	28-24
21	23	Utah	3-0	W	Arizona	30-24
24	24	Oregon	3-0	L	Arizona State	35-37
NR	25	LSU	2-1	W	Syracuse	35-26

## WEEK 5

CP	AP	Team	Record	W-L	Next Opponent	Score
1	1	Alabama	4-0	W	Ole Miss	66-3
2	2	<b>Clemson</b>	<b>4-0</b>	<b>W</b>	<b>#12 Virginia Tech</b>	<b>31-17</b>
3	3	Oklahoma	4-0			
4	4	Penn State	4-0	W	Indiana	45-14
5	5	Southern Cal	4-0	L	#16 Washington St.	27-30
6	6	Washington	4-0	W	Oregon State	42-7
8	7	Georgia	4-0	W	Tennessee	41-0
7	8	Michigan	4-0			
11	9	TCU	4-0			
10	10	Wisconsin	3-0	W	Northwestern	33-24
9	11	Ohio State	3-1	W	Rutgers	56-0
12	12	Virginia Tech	4-0	L	#2 Clemson	17-31
15	13	Auburn	3-1	W	#24 Mississippi St.	49-10
13	14	Miami	2-0	W	Duke	31-6
14	15	Oklahoma State	3-1	W	Texas Tech	41-34
16	16	Washington State	4-0	W	#5 Southern Cal	30-27
18	17	Louisville	3-1	W	Murray State	55-10
17	18	South Florida	4-0	W	East Carolina	61-31
21	19	San Diego State	4-0	W	Northern Illinois	34-28
19	20	Utah	4-0			
20	21	Florida	2-1	W	Vanderbilt	38-24
NR	21	Notre Dame	3-1	W	Miami (OH)	52-17
23	23	West Virginia	3-1			
24	24	Mississippi St.	3-1	L	#13 Auburn	10-49
NR	25	LSU	0-2	L	Troy	21-24

## WEEK 6

CP	AP	Team	Record	W-L	Next Opponent	Score
1	1	Alabama	5-0	W	Texas A&M	27-19
2	2	<b>Clemson</b>	<b>5-0</b>	<b>W</b>	<b>Wake Forest</b>	<b>28-14</b>
3	3	Oklahoma	4-0	L	Iowa St.	31-38
4	4	Penn State	5-0	W	Northwestern	31-7
6	5	Georgia	5-0	W	Vanderbilt	45-14
5	6	Washington	5-0	W	California	38-7
7	7	Michigan	4-0	L	Michigan St.	10-14
10	8	TCU	4-0	W	#23 West Virginia	31-24
8	9	Wisconsin	4-0	W	Nebraska	38-17
9	10	Ohio State	4-1	W	Maryland	62-14
11	11	Washington St.	5-0	W	Oregon	33-10
13	12	Auburn	4-1	W	Ole Miss	44-23
12	13	Miami	3-0	W	Florida State	24-20
15	14	Southern Cal	4-1	W	Oregon St.	38-10
14	15	Oklahoma St.	4-1			
19	16	Virginia Tech	4-1	W	Boston College	23-10
17	17	Louisville	4-1	L	#24 NC State	25-39
16	18	South Florida	5-0			
21	19	San Diego State	5-0	W	UNLV	41-10
18	20	Utah	4-0	L	Stanford	20-23
20	21	Florida	3-1	L	LSU	16-17
22	22	Notre Dame	4-1	W	North Carolina	33-10
23	23	West Virginia	3-1	L	#8 TCU	24-31
24	24	NC State	3-1	W	#17 Louisville	39-25
25	25	UCF	3-0	W	Cincinnati	51-23

## WEEK 7

CP	AP	Team	Record	W-L	Next Opponent	Score
1	1	Alabama	6-0	W	Arkansas	41-9
2	2	<b>Clemson</b>	<b>6-0</b>	<b>L</b>	<b>Syracuse</b>	<b>24-27</b>
3	3	Penn State	6-0			
5	4	Georgia	6-0	W	Missouri	53-28
4	5	Washington	6-0	L	Arizona St.	7-13
7	6	TCU	5-0	W	Kansas St.	26-6
6	7	Wisconsin	6-0	W	Purdue	17-9
9	8	Washington St.	6-0	L	California	3-37
8	9	Ohio State	5-1	W	Nebraska	56-14
11	10	Auburn	5-1	L	LSU	23-27
10	11	Miami	4-0	W	Georgia Tech	25-24
12	12	Oklahoma	4-1	W	Texas	29-24
13	13	Southern Cal	5-1	W	Utah	28-27
14	14	Oklahoma St.	4-1	W	Baylor	59-16
17	15	Virginia Tech	5-1			
19	16	Notre Dame	5-1			
16	17	Michigan	4-1	W	Indiana	27-20
15	18	South Florida	5-0	W	Cincinnati	33-3
18	19	San Diego State	6-0	L	Boise St.	14-31
20	20	NC State	5-1	W	Pittsburgh	35-17
22	21	Michigan St.	4-1	W	Minnesota	30-27
21	22	UCF	4-0	W	East Carolina	63-21
25	23	Stanford	4-2	W	Oregon	49-7
NR	24	Texas Tech	4-1	L	West Virginia	46-35
24	25	Navy	5-0	L	Memphis	27-30

## WEEK 8

CP	AP	Team	Record	W-L	Next Opponent	Score
1	1	Alabama	7-0	W	Tennessee	45-7
2	2	Penn State	6-0	W	#19 Michigan	42-13
3	3	Georgia	7-0			
4	4	TCU	6-0	W	Kansas	43-0
5	5	Wisconsin	6-0	W	Maryland	38-13
6	6	Ohio State	6-1			
8	7	<b>Clemson</b>	<b>6-1</b>			
7	8	Miami	5-0	W	Syracuse	27-19
9	9	Oklahoma	5-1	W	Kansas St.	42-35
11	10	Oklahoma St.	5-1	W	Texas	13-10
10	11	Southern Cal	6-1	L	#13 Notre Dame	14-49
12	12	Washington	6-1			
16	13	Notre Dame	5-1	W	#11 USC	49-14
14	14	Virginia Tech	5-1	W	North Carolina	59-7
18	15	Washington St.	6-1	W	Colorado	28-0
17	16	NC State	6-1			
13	17	South Florida	6-0	W	Tulane	34-28
19	18	Michigan St.	5-1	W	Indiana	17-9
15	19	Michigan	5-1			
20	20	UCF	5-0	W	Navy	31-21
21	21	Auburn	5-2	W	Arkansas	52-20
22	22	Stanford	5-2			
23	23	West Virginia	4-2	W	Baylor	38-36
25	24	LSU	5-2	W	Ole Miss	40-24
NR	25	Memphis	5-1	W	Houston	42-38

## WEEK 9

CP	AP	Team	Record	W-L	Next Opponent	Score
1	1	Alabama	8-0			
2	2	Penn State	7-0	L	#6 Ohio St.	38-39
3	3	Georgia	7-0	W	Florida	42-7
4	4	TCU	7-0	L	#25 Iowa St.	7-14
5	5	Wisconsin	7-0	W	Illinois	24-10
6	6	Ohio State	6-1	W	#2 Penn State	39-38
7	7	<b>Clemson</b>	<b>6-1</b>	<b>W</b>	<b>Georgia Tech</b>	<b>24-10</b>
8	8	Miami	6-0	W	North Carolina	24



# 2017 WEEKLY POLLS



## WEEK 10

CP	AP	Team	Record	W-L	Next Opponent	Score
1	1	Alabama	8-0	W	#19 LSU	24-10
2	2	Georgia	8-0	W	South Carolina	24-10
3	3	Ohio State	7-1	L	Iowa	24-55
4	4	Wisconsin	8-0	W	Indiana	45-17
8	5	Notre Dame	7-1	W	Wake Forest	48-37
5	6	<b>Clemson</b>	<b>7-1</b>	<b>W</b>	<b>#20 NC State</b>	<b>38-31</b>
7	7	Penn State	7-1	L	#24 Michigan St.	24-27
9	8	Oklahoma	7-1	W	#11 Oklahoma St.	62-52
6	9	Miami	7-0	W	#13 Virginia Tech	28-10
9	10	TCU	7-1	W	Texas	24-7
10	11	Oklahoma St.	7-1	L	#8 Oklahoma	52-62
11	12	Washington	7-1	W	Oregon	38-3
13	13	Virginia Tech	7-1	L	#9 Miami	28-10
16	14	Iowa State	6-2	L	West Virginia	16-20
14	15	UCF	7-0	W	SMU	31-24
15	16	Auburn	6-2	W	Texas A&M	42-27
17	17	Southern Cal	7-2	W	#23 Arizona	49-35
18	18	Stanford	6-2	L	#25 Washington St.	21-24
20	19	LSU	6-2	L	#1 Alabama	10-24
19	20	NC State	6-2	L	#6 Clemson	31-38
22	21	Mississippi St.	6-2	W	UMASS	34-23
21	22	Memphis	7-1	W	Tulsa	41-14
25	23	Arizona	6-2	L	#17 Southern Cal	35-49
NR	24	Michigan St.	6-2	W	#7 Penn St.	27-24
NR	25	Washington St.	7-2	W	#18 Stanford	24-21

## WEEK 11

CP	AP	Team	Record	W-L	Next Opponent	Score
1	1	Alabama	9-0	W	#18 Mississippi St.	31-24
2	2	Georgia	9-0	L	#10 Auburn	17-40
5	3	Notre Dame	8-1	L	#7 Miami	8-41
4	4	<b>Clemson</b>	<b>8-1</b>	<b>W</b>	<b>Florida State</b>	<b>31-14</b>
7	5	Oklahoma	8-1	W	#8 TCU	38-20
3	6	Wisconsin	9-0	W	#25 Iowa	38-14
6	7	Miami	8-0	W	#3 Notre Dame	41-8
9	8	TCU	8-1	L	#5 Oklahoma	20-38
8	9	Washington	8-1	L	Stanford	22-30
10	10	Auburn	7-2	W	#2 Georgia	40-17
11	11	Ohio State	7-2	W	#13 Michigan St.	48-3
15	12	Oklahoma St.	7-2	W	#24 Iowa State	49-42
16	13	Michigan St.	7-2	L	#11 Ohio St.	3-48
12	14	UCF	8-0	W	Connecticut	49-24
14	15	Southern Cal	8-2	W	Colorado	38-24
13	16	Penn State	7-2	W	Rutgers	35-6
17	17	Virginia Tech	7-2	L	Georgia Tech	22-28
18	18	Mississippi St.	7-2	L	#1 Alabama	24-31
20	19	Washington St.	8-2	W	Utah	33-25
19	20	Memphis	8-1			
22	21	Michigan	7-2	W	Maryland	35-10
21	22	South Florida	8-1			
NR	23	West Virginia	6-3	W	Kansas St.	28-23
23	24	Iowa State	6-3	L	#12 Oklahoma St.	42-49
NR	25	Iowa	6-3	L	#6 Wisconsin	14-38

## WEEK 12

CP	AP	Team	Record	W-L	Next Opponent	Score
1	1	Alabama	10-0	W	Mercer	56-0
2	2	Miami	9-0	W	Virginia	44-28
5	3	Oklahoma	9-1	W	Kansas	41-3
3	4	<b>Clemson</b>	<b>9-1</b>	<b>W</b>	<b>The Citadel</b>	<b>61-3</b>
4	5	Wisconsin	10-0	W	#19 Michigan	24-10
6	6	Auburn	8-2	W	Louisiana Monroe	42-14
7	7	Georgia	9-1	W	Kentucky	42-13
8	8	Ohio State	8-2	W	Illinois	52-14
9	9	Notre Dame	8-2	W	Navy	24-10
13	10	Oklahoma State	8-2	L	Kansas St.	40-45
14	11	TCU	8-2	W	Texas Tech	27-3
10	12	Southern Cal	9-2	W	UCLA	29-23
11	13	Penn State	8-2	W	Nebraska	56-44
12	14	UCF	9-0	W	Temple	45-19
16	15	Washington St.	9-2			
15	16	Washington	8-2	W	Utah	33-30
19	17	Mississippi St.	7-3	W	Arkansas	28-21
17	18	Memphis	8-1	W	SMU	66-45
18	19	Michigan	8-2	L	#5 Wisconsin	10-24
23	20	Stanford	9-3	W	California	17-14
21	21	LSU	7-3	W	Tennessee	30-10
24	22	Michigan St.	7-3	W	Maryland	17-7
20	23	South Florida	8-1	W	Tulsa	27-20
25	24	West Virginia	7-3	L	Texas	14-28
22	25	NC State	7-3	L	Wake Forest	24-30

## WEEK 13

CP	AP	Team	Record	W-L	Next Opponent	Score
1	1	Alabama	11-0	L	#6 Auburn	14-26
2	2	Miami	10-0	L	Pittsburgh	14-24
5	3	Oklahoma	10-1	W	West Virginia	59-31
3	4	<b>Clemson</b>	<b>10-1</b>	<b>W</b>	<b>South Carolina</b>	<b>34-10</b>
4	5	Wisconsin	11-0	W	Minnesota	31-0
6	6	Auburn	9-2	W	#1 Alabama	26-14
7	7	Georgia	10-1	W	Georgia Tech	38-7
8	8	Ohio State	9-2	W	Michigan	31-20
9	9	Notre Dame	9-2	L	Stanford	20-38
13	10	TCU	9-2	W	Baylor	45-22
10	11	Southern Cal	10-2	W	Texas Tech	27-3
11	12	Penn State	9-2	W	Maryland	66-3
12	13	UCF	10-0	W	#22 South Florida	49-42
15	14	Washington St.	9-2	L	#15 Washington	14-41
14	15	Washington	9-2	W	#14 Washington St.	41-14
17	16	Mississippi St.	9-2	L	Ole Miss	28-31
16	17	Memphis	9-1	W	East Carolina	70-13
21	18	Oklahoma St.	8-3	W	Kansas	58-17
18	19	LSU	8-3	W	Texas A&M	45-21
20	20	Stanford	8-3	W	#9 Notre Dame	38-20
22	21	Michigan St.	8-3	W	Rutgers	40-7
19	22	South Florida	9-1	L	#13 UCF	49-42
23	23	Northwestern	8-3	W	Illinois	42-7
25	24	Virginia Tech	8-3	W	Virginia	10-0
24	25	Boise St.	9-2	L	Fresno State	17-28

## WEEK 14

CP	AP	Team	Record	W-L	Next Opponent	Score
1	1	<b>Clemson</b>	<b>11-0</b>	<b>W</b>	<b>#7 Miami</b>	<b>38-3</b>
2	2	Oklahoma	10-0	W	#10 TCU	41-17
3	3	Wisconsin	10-1	L	#8 Ohio State	21-27
4	4	Auburn	10-1	L	#6 Georgia	34-10
5	5	Alabama	11-0			
6	6	Georgia	9-2	W	#4 Auburn	28-7
7	7	Miami	10-1	L	#1 Clemson	3-38
7	8	Ohio State	9-2	W	#3 Wisconsin	27-21
10	9	Penn State	9-2			
12	10	TCU	9-2	L	#2 Oklahoma	17-41
9	11	Southern Cal	10-2	W	#14 Stanford	31-28
11	12	UCF	9-2	W	#16 Memphis	62-55
13	13	Washington	10-0			
15	14	Stanford	9-2	L	#11 Southern Cal	28-31
17	15	Notre Dame	9-2			
14	16	Memphis	9-2	L	#12 UCF	55-62
16	17	LSU	9-1			
18	18	Oklahoma St.	8-3			
19	19	Michigan St.	8-3			
20	20	Northwestern	8-3			
22	21	Washington St.	8-3			
21	22	Virginia Tech	9-1			
23	23	South Florida	8-3			
24	24	Mississippi St.	8-3			
NR	25	Fresno St.	9-2	L	Boise St.	14-17

## WEEK 15

CP	AP	Team	Record	W-L	Next Opponent	Score
1	1	<b>Clemson</b>	<b>12-1</b>		<b>#4 Alabama</b>	
2	2	Oklahoma	12-1		#3 Georgia	
3	3	Georgia	12-1		#2 Oklahoma	
4	4	Alabama	11-1		#1 Clemson	
5	5	Ohio State	11-2		#8 Southern Cal	
6	6	Wisconsin	11-2		#11 Miami	
8	7	Auburn	10-3		#10 UCF	
7	8	Southern Cal	11-2		#5 Ohio State	
9	9	Penn State	10-2		#12 Washington	
10	10	UCF	12-0		#7 Auburn	
11	11	Miami	10-2		#6 Wisconsin	
12	12	Washington	10-2		#9 Penn State	
13	13	TCU	10-3		#15 Stanford	
15	14	Notre Dame	9-3		#16 LSU	
16	15	Stanford	9-4		#13 TCU	
14	16	LSU	9-3		#14 Notre Dame	
17	17	Oklahoma State	9-3		#22 Virginia Tech	
19	18	Michigan State	9-3		#21 Washington State	
18	19	Memphis	10-2		Iowa State	
20	20	Northwestern	9-3		Kentucky	
21	21	Washington State	9-3		#18 Michigan State	
22	22	Virginia Tech	9-3		#17 Oklahoma State	
24	23	South Florida	9-2		Texas Tech	
23	24	Mississippi State	8-4		Louisville	
25	25	Boise State	10-3		Oregon	

# HEAD COACH DABO SWINNEY

There is a strong coaching heritage over the 121 years of Clemson football that dates to the early 1900s, when John Heisman led the program. Jess Neely, Frank Howard and Danny Ford continued the winning and joined Heisman in the College Football Hall of Fame.

Dabo Swinney has been at Clemson for just 10 years as head coach, but he cemented himself as a coaching legend when he led the Tigers to the 2016 national title, the second in school history (1981).

The Tigers have maintained that elite status in 2017 despite having only six scholarship seniors and losing most of their offensive firepower from 2016. The 2017 season might be his best as Clemson head coach for Swinney, who was a Eddie Robinson Coach-of-the-Year finalist. That is saying something for someone who has been named national coach-of-the-year by at least one service four of the last six years.

Offensively, Swinney had to replace players who accounted for 77 percent of the offense during the 2016 national championship season.

While Clemson was ranked No. 5 in the preseason AP poll, few expected the Tigers to be ranked No. 1 in both polls and the College Football Playoff ranking entering the bowl season.

In fact, Clemson was not even the preseason choice to win the ACC Atlantic Division. But the Tigers won that title for the third year in a row (a first for the program since 1986-88) and leads the nation in wins over top-25 teams (6).

Clemson's school-record six wins over top-25 teams includes a school-record four on opponents' home fields and five away from home. Clemson defeated top-15 teams Auburn, Louisville and Virginia Tech in September, the first team in FBS history to record three top-15 wins in September.

While many have focused on the play of the offense, led by quarterback Kelly Bryant, the defense has once again been among the nation's best. The front four features three players who have earned first or second-team All-America honors. All four have made at least one all-conference team.

The defense features four players who were named All-American, and they are a big reason Clemson is in the top 10 in the nation in scoring defense and total defense. Clemson leads the ACC in the four major defensive categories (scoring, total, rushing, passing), something it has never done.

Clemson defeated the top-two teams in the national polls in consecutive games in the College Football Playoff at the end of the 2016 season. The Tigers blanked Ohio State 31-0 in the Fiesta Bowl, the first shutout suffered by head coach Urban Meyer in his career and the first for Ohio State since 1993.

The Tigers then earned a rematch with No. 1 Alabama, and for the first time in school history took down the top-ranked team in a second epic battle with the Crimson Tide. Deshaun Watson's touchdown pass to Hunter Renfrow with one second left gave Clemson a 35-31 win in Tampa, Fla. Swinney won the Bear Bryant Award as national coach-of-the-year for the second consecutive season.

With a preseason No. 2 national ranking, the 2016 Tigers lived up to the hype after compiling a 14-1 record and earning a spot in the College Football Playoff for the second-straight year. Along the way, Clemson knocked off five top-25 foes, including No. 3 Louisville. The Tigers exorcised several road demons, winning at historically tough places such as Auburn, Georgia Tech and Florida State.

Swinney coached Watson to two record-setting seasons. The two-time Heisman Trophy finalist became the first player in FBS history to total 4,000 passing yards and 1,000 rushing yards in a season in 2015, and he followed by setting an ACC record with 41 passing touchdowns in 2016.

Watson was named ACC Player-of-the-Year in 2015 and MVP of the ACC Championship Game in both 2015

and 2016. He won the Davey O'Brien Award and Manning Award in back-to-back seasons and was named MVP of Clemson's Fiesta Bowl and national championship game wins.

From 2011-17, Clemson has compiled an 82-14 record, the most wins in a seven-year period in school history. Fifty-three of the victories have come against ACC teams. The 2017 seniors have a school and ACC-record 50 wins as well.

Clemson was in the top 10 of APR scores and the final top 25 of the AP and USA Today polls from 2011-15, the only FBS program that could make that claim.

In 10 years (nine full seasons) as the Tigers' head coach, Swinney has directed Clemson to a 101-29 overall record (.777, best by a Tiger coach) and 61-16 ACC regular-season mark (.792). He has also led the Tigers to the ACC Championship Game five times, won four ACC titles, won or shared six ACC Atlantic Division titles and won seven bowl games (five against top-10 teams). His teams have compiled 26 wins over ranked teams in his head-coaching career, including 13 over top-10 opponents.

Swinney guided Clemson to the No. 1 national ranking in every College Football Playoff poll in 2015 and led the Tigers to their first national championship game appearance under the new format after his team defeated Oklahoma 37-17 in the 2015 Orange Bowl. The Tigers led Alabama in the fourth quarter of the championship contest, but came up just short (45-40) in an epic game in Glendale, Ariz.

Following the team's 14-1 record and No. 2 final ranking, he was the recipient of 10 national and two ACC coach-of-the-year honors. The Tigers defeated four teams that finished the season in the top 15 of both polls.

In 2015, a Tiger-record 17 players were named to one of three All-ACC teams, including all five starting offensive linemen for the first time in school history. In 2016, 15 players were honored, including a school-record three First-Team All-ACC offensive line selections.

The 2012, 2013 and 2014 seasons were also noteworthy, with three top-15 final rankings in the polls. Clemson joined Alabama, Florida State, Ohio State and Oregon as the only schools in the nation to make that claim. Each of Clemson's teams from 2011-17 has also registered double-digit victories, the first time the program has done it seven straight seasons. Only Alabama has duplicated the feat.

With the 2014 Russell Athletic Bowl victory (40-6) over Oklahoma, Swinney became the first and only coach in history to win three bowl games in consecutive seasons over teams whose head coaches had previously won the national title. He has now done it five years in a row (entering the 2017 season).

Clemson capped off the 2013 season with a thrilling 40-35 victory over No. 6 Ohio State in the Orange Bowl. Clemson had an 11-2 record after finishing 7-1 in ACC regular-season games. It marked Clemson's first back-to-back 11-win seasons in school history. For the fourth time in his first five full seasons as head coach, Swinney was a finalist for the Liberty Mutual National Coach-of-the-Year award in 2013.

The 2012 season (11-2) was a groundbreaking year for Swinney's Tigers when looking at the overall consistency of the program. The seven conference wins in the regular season were then a school record, while Clemson was co-champion of the ACC Atlantic Division.

With Clemson's thrilling 25-24 win over No. 7 Louisiana State in the 2012 Chick-fil-A Bowl, the Tigers finished the season ranked No. 9 in the USA Today poll. It was Clemson's first top-10 finish in one of the two major polls since 1990. Clemson also reached the 11-win mark for the first time since its 1981 national championship season. The Tigers finished No. 14 in the final BCS standings as well.

Swinney's 2011 squad, which ended the season ranked No. 22 in the nation, captured Clemson's first

## THE SWINNEY FILE

### PLAYING EXPERIENCE

Lettered three years at Alabama (1990-92); also a member of the 1989 team ... member of the 1992 National Championship team ... Academic All-SEC and SEC Scholar-Athlete Honor Roll member in 1990,92.

### BOWL PARTICIPATION AS A PLAYER

1990 Sugar Bowl ... 1991 Blockbuster Bowl ... 1991 Fiesta Bowl ... 1993 Sugar Bowl.

### EDUCATION

B.S. degree in commerce & business administration from Alabama in 1993 ... master of business administration from Alabama in 1995.

### COACHING EXPERIENCE

Graduate assistant coach at Alabama (1993-95) ... wide receivers/tight ends at Alabama (1996) ... tight ends at Alabama (1997) ... wide receivers at Alabama (1998-00) ... wide receivers at Clemson (2003-06) ... assistant head coach/wide receivers at Clemson (2007 - Oct. 13, 2008) ... interim head coach/offensive coordinator at Clemson (Oct. 13 - Dec. 1, 2008) ... head coach at Clemson (2009-17).

### BOWL SEASONS AS AN ASSISTANT COACH

1994 Gator Bowl ... 1995 Citrus Bowl ... 1997 Outback Bowl ... 1998 Music City Bowl ... 2000 Orange Bowl ... 2004 Peach Bowl ... 2005 Champs Sports Bowl ... 2006 Music City Bowl ... 2007 Chick-fil-A Bowl.

### BOWL SEASONS AS A HEAD COACH

2009 Gator Bowl ... 2009 Music City Bowl ... 2010 Meineke Car Care Bowl ... 2012 Orange Bowl ... 2012 Chick-fil-A Bowl ... 2014 Orange Bowl ... 2014 Russell Athletic Bowl ... 2015 Orange Bowl ... 2015 CFP National Championship Game ... 2016 Fiesta Bowl ... 2016 CFP National Championship Game ... 2018 Sugar Bowl.

### HEAD COACHING RECORD

101-29 (.777) in 10 seasons (nine full seasons) at Clemson ... 61-16 (.792) in ACC regular-season games at Clemson ... 4-1 (.800) in ACC Championship Games at Clemson ... 7-4 (.636) in bowl games at Clemson.

### PERSONAL DATA

Born Nov. 20, 1969 in Birmingham, Ala. ... married to the former Kathleen Bassett ... the couple has three sons (Will, Drew, Clay).

ACC title since 1991 when it beat No. 3 Virginia Tech 38-10 in the ACC Championship Game in Charlotte, N.C. The Tigers' second win over the Hokies in 2011 gave Clemson its first 10-win season since 1990.

For his efforts, Swinney was named Bobby Dodd National Coach-of-the-Year in 2011 to become the first Tiger head coach to win a national coach-of-the-year award since 1981, when Ford directed Clemson to the national title.

Swinney became just the second Tiger coach to lead Clemson's program to a bowl game in his first two full years as head coach, joining his predecessor, Tommy Bowden. The 2010 schedule was one of the most challenging in school history, as nine bowl teams were on the regular-season slate and two of the four non-conference opponents were ranked in the top 25.

In 2009, Swinney's first full year as head coach, he led the Tigers to their first title of the ACC Atlantic Division. The Tigers came just six points short of winning their first ACC title in 18 years. Swinney was named ACC coach-of-the-year by Sporting News and was a finalist for the Liberty Mutual Coach-of-the-Year award.

In October 2008, Swinney was named Clemson's interim head coach, replacing Bowden, who had been his position coach as a player at Alabama and was Clemson's head coach since 1999. He led the Tigers to a 4-2 record during the remainder of the 2008 regular season, including a win over South Carolina in the regular-season finale. That strong finish led to a Gator Bowl bid against Nebraska.

On Dec. 1, 2008, the interim tag was removed from the title and he was named the program's head coach.



# HEAD COACH DABO SWINNEY

## SWINNEY'S COACHING RECORD

Year	School	Position(s)	W-L	Bowl(s)
1993	Alabama	GA	9-3-1	Gator
1994	Alabama	GA	12-1	Citrus
1995	Alabama	GA	8-3	
1996	Alabama	WR,TE	10-3	Outback
1997	Alabama	TE	4-7	
1998	Alabama	WR	7-5	Music City
1999	* Alabama	WR	10-3	Orange
2000	Alabama	WR	3-8	
2003	Clemson	WR	9-4	Peach
2004	Clemson	WR	6-5	
2005	Clemson	WR	8-4	Champs Sports
2006	Clemson	WR	8-5	Music City
2007	Clemson	AHC,WR	9-4	Chick-fil-A
2008	Clemson	AHC,WR	3-3	
	Clemson	IHC	4-2	
	Clemson	HC	0-1	Gator
2009	Clemson	HC	9-5	Music City
2010	Clemson	HC	6-7	Meineke Car Care
2011	* Clemson	HC	10-4	Orange
2012	Clemson	HC	11-2	Chick-fil-A
2013	Clemson	HC	11-2	Orange
2014	Clemson	HC	10-3	Russell Athletic
2015	* Clemson	HC	14-1	Orange, CFPNCG
2016	** Clemson	HC	14-1	Fiesta, CFPNCG
2017	* Clemson	HC	12-1	Sugar

\* - conference champion; ^ - national champion

Years as a full-time college coach:	23
Winning seasons:	20
Bowl seasons:	19
Record as an assistant coach:	106-58-1 (.645)
Record as a head coach:	101-29 (.777)
Record at Clemson:	144-54 (.727)

At the time, there had been 28 interim head coaches at the FBS level since 1970, and those coaches had combined for a record of 26-86-2. Only one of those 28 interim coaches posted a winning record, and that was Swinney. When he was hired as head coach, he became just the second interim coach to be elevated to the head coach position at the same school during that time period.

Swinney hit the ground running in his first week as interim head coach, as he prepared for a 5-1 Georgia Tech team. He had to reorganize his staff and regroup his team and the fanbase in just five days. While the Ti-

gers lost by four points, he accomplished many goals in that first week through his outstanding leadership. One of the most impressive demonstrations of unity came during the team's "Tiger Walk."

Swinney has demonstrated his community involvement through Dabo's All In Team Foundation, which made the first contribution to the cancer fund established for former Boston College linebacker Mark Herzlich. Many schools followed his lead during the remainder of the season.

The 1993 Alabama graduate joined the Clemson staff prior to the 2003 season. In his first 14 years as an assistant or head coach, the Tigers finished in the top 25 of the polls 10 times and totaled 29 wins over top-25 teams, including victories over Florida State (7), Virginia Tech (3), Auburn (2), Miami (Fla.) (2), Ohio State (2), Oklahoma (2), Alabama (1), Georgia (1), Louisiana State (1) and Tennessee (1) during his tenure in Tigertown.

Swinney coached his wide receiver position to a level of consistency that had not been seen previously at Clemson. He had a wideout finish first or second in the ACC in catches in five of his six years as an assistant coach. In his first year, he had three of the top-10 receivers in the ACC, a first in Tiger history. He has coached a First or Second-Team All-ACC wideout (Derrick Hamilton, Airese Currie, Chansi Stuckey, Aaron Kelly, Jacoby Ford, Sammy Watkins, DeAndre Hopkins, Artavis Scott, Mike Williams) in 13 of his 15 seasons in Tigertown, also unprecedented at Clemson.

The Alabama native has a reputation as one of the top recruiters in the nation. In 2006, he was listed as the No. 5 recruiter in the nation by Rivals. He signed 38 players in his five recruiting seasons as an assistant coach and was a major reason Clemson's 2008 recruiting class was rated No. 2 in the nation by ESPN when he signed 11 players.

When Swinney accepted the interim head coaching position at Clemson on Oct. 13, 2008, he described his feelings as "bittersweet," because he was taking over for Bowden, who had been his first position coach at Alabama during the 1989 season. He had also brought Swinney back to the coaching profession in 2003 and has had a profound effect on Swinney's life. Both had followed similar paths as players, as Bowden was a

walk-on at West Virginia and Swinney was a walk-on at Alabama.

Swinney received a commerce & business administration degree from Alabama in 1993 after lettering three times (1990-92). A walk-on who went on to earn a scholarship, Swinney was a wide receiver on Alabama's 1992 national championship team. He was also named Academic All-SEC along with being an SEC Scholar-Athlete Honor Roll member in 1990 and 1992.

Along with his appearance in the 1993 Sugar Bowl, his Alabama teams played in the 1990 Sugar Bowl, 1991 Fiesta Bowl and 1991 Blockbuster Bowl. Both Sugar Bowl appearances came after winning the SEC title game.

After his playing career, Swinney served as a graduate assistant at Alabama from 1993-95. In December 1995, he received a master's degree in business administration from Alabama.

He became a full-time assistant coach at Alabama in February 1996 under head coach Gene Stallings and coached a total of five seasons there on a full-time basis. Swinney was assigned to coach the Crimson Tide's wide receivers and tight ends in 1996, a season that saw Alabama win the SEC Western Division title. The following year, he solely coached the tight ends.

In 1998, he coached Alabama's wide receivers, a position he held for three seasons. At the end of the 1999 campaign, Swinney coached the Crimson Tide in the 2000 Orange Bowl after winning the SEC Championship Game.

During his time at Alabama, Swinney was a part of six teams with double-digit wins, five top-10 finishes, one national title (1992), three SEC championships (1989,92,99) and five SEC Western Division titles (1992,93,94,96,99) as a player and coach.

Swinney married the former Kathleen Bassett in 1994. They have three sons, Will (19), Drew (17) and Clay (14). Will is a freshman on the 2017 Tiger football team.

## MISCELLANEOUS RECORDS UNDER SWINNEY

Clemson's Record When...	2008	2009	2010	2011	2012	2013	2014	2015	2016	2017	Totals
Playing all games	4-3	9-5	6-7	10-4	11-2	11-2	10-3	14-1	14-1	12-1	101-29
Scoring first	4-2	6-4	5-5	7-3	8-2	10-0	7-2	9-0	9-0	10-0	75-18
Leading at end of first quarter	4-0	5-2	5-3	5-2	6-2	8-0	6-0	9-1	10-0	8-0	66-10
Tied at end of first quarter	0-2	3-0	0-1	2-0	1-0	2-1	2-0	2-0	3-1	2-0	17-5
Trailing at end of first quarter	0-1	1-3	1-3	3-2	4-0	1-1	2-3	3-0	1-0	2-1	17-14
Leading at halftime	4-1	8-1	6-2	5-0	10-2	8-0	8-1	12-0	13-1	11-0	85-8
Tied at halftime	0-0	0-0	0-0	3-0	0-0	1-0	1-1	0-1	0-0	0-0	5-2
Trailing at halftime	0-2	1-4	0-5	2-4	1-0	2-2	1-1	2-0	1-0	1-1	11-19
Leading at end of third quarter	4-1	7-1	5-1	8-0	9-0	10-0	10-0	13-1	12-1	11-0	89-5
Tied at end of third quarter	0-0	1-0	0-0	0-0	1-0	0-1	0-1	1-0	0-0	1-1	4-3
Trailing at end of third quarter	0-2	1-4	1-6	2-4	1-2	1-1	0-2	0-0	2-1	0-0	8-22
Tied at end of fourth quarter	0-0	1-0	0-1	0-0	0-0	0-0	0-1	0-0	1-0	0-0	2-2
Totaling more total yards	4-0	8-0	3-3	10-0	10-0	10-1	9-1	13-1	13-1	10-0	90-7
Totaling more rushing yards	3-0	8-1	4-1	7-1	6-1	8-1	8-1	11-1	9-0	11-0	75-7
Totaling more passing yards	2-2	6-2	4-5	9-2	8-0	10-1	8-2	11-1	13-1	7-0	78-16
Totaling more first downs	2-0	5-1	3-3	9-0	10-0	9-0	10-0	13-1	13-1	10-0	84-6
Winning time of possession	4-1	3-0	4-3	5-0	6-0	2-0	7-1	11-0	10-1	8-0	60-6
Winning turnover margin	3-1	7-0	4-1	5-0	5-1	9-0	3-1	6-0	6-0	5-1	53-5
Tying turnover margin	0-1	2-2	0-3	3-0	3-0	2-0	5-1	2-0	3-0	4-0	24-7
Losing turnover margin	1-1	0-3	2-3	2-4	3-1	0-2	2-1	6-1	5-1	3-0	24-17
Rushing for 200+ yards	0-0	4-1	3-0	4-0	5-0	2-0	4-0	11-0	6-0	6-0	45-1
Having a 100+ yard rusher	0-0	2-2	3-3	4-1	3-0	4-1	4-0	9-0	5-0	2-0	36-7
Passing for 300+ yards	1-0	1-0	0-0	5-2	9-0	9-0	3-1	6-1	8-1	3-0	45-5
Playing August games	0-0	0-0	0-0	0-0	0-0	1-0	0-1	0-0	0-0	0-0	1-1
Playing September games	0-0	2-2	2-1	4-0	4-1	3-0	2-1	3-0	4-0	5-0	29-5
Playing October games	0-1	3-1	2-3	4-1	3-0	3-1	4-0	5-0	4-0	2-1	30-8
Playing November games	4-1	3-1	2-2	1-2	3-1	3-1	3-1	4-0	3-1	4-0	30-10
Playing December games	0-0	1-1	0-1	1-0	1-0	0-0	1-0	2-0	2-0	1-0	9-2
Playing January games	0-1	0-0	0-0	0-1	0-0	1-0	0-0	0-0	1-0	0-0	2-3

# SWINNEY'S GAME-BY-GAME RESULTS

## 2008 (4-3, 3-2 ACC)

Date	Opponent (Rank)	W-L	Score
10-18	* Georgia Tech	L	17-21
11-1	* at Boston College	W	27-21
11-8	* at Florida State (24,24)	L	27-41
11-15	* Duke	W	31-7
11-22	* at Virginia	W	13-3
11-29	South Carolina	W	31-14
1-1	\$ Nebraska	L	21-26

\$ - Gator Bowl at Jacksonville, Fla.

## 2009 (9-5, 6-2 ACC)

Date	Opponent (Rank)	W-L	Score
9-5	Middle Tennessee	W	37-14
9-10	* at Georgia Tech (15,13)	L	27-30
9-19	* Boston College	W	25-7
9-26	TCU (15,14)	L	10-14
10-3	* at Maryland	L	21-24
10-17	* Wake Forest	W	38-3
10-24	* at Miami (Fla.) (8,9)	W	^40-37
10-31	Coastal Carolina	W	49-3
11-7	* Florida State	W	40-24
11-14	* at NC State	W	43-23
11-21	* Virginia	W	34-21
11-28	at South Carolina	L	17-34
12-5	# Georgia Tech (12,12)	L	34-39
12-27	\$ Kentucky	W	21-13

# - ACC Championship game at Tampa, Fla.;

\$ - Music City Bowl at Nashville, Tenn.

## 2010 (6-7, 4-4 ACC)

Date	Opponent (Rank)	W-L	Score
9-4	North Texas	W	35-10
9-11	Presbyterian College	W	58-21
9-18	at Auburn (16,15)	L	^24-27
10-2	* Miami (Fla.) (16,17)	L	21-30
10-9	* at North Carolina	L	16-21
10-16	* Maryland	W	31-7
10-23	* Georgia Tech	W	27-13
10-30	* at Boston College	L	10-16
11-6	* NC State (23,25)	W	14-13
11-13	* at Florida State	L	13-16
11-20	* at Wake Forest	W	30-10
11-27	South Carolina (18,17)	L	7-29
12-31	\$ South Florida	L	26-31

\$ - Meineke Car Care Bowl at Charlotte, N.C.

## 2011 (10-4, 6-2 ACC)

### ACC CHAMPION

Date	Opponent (Rank)	W-L	Score
9-3	Troy	W	43-19
9-10	Wofford	W	35-27
9-17	Auburn (21,19)	W	38-24
9-24	* Florida State (11,14)	W	35-30
10-1	* at Virginia Tech (11,10)	W	23-3
10-8	* Boston College	W	36-14
10-15	* at Maryland	W	56-45
10-22	* North Carolina	W	59-38
10-29	* at Georgia Tech	L	17-31
11-12	* Wake Forest	W	31-28
11-19	* at NC State	L	13-37
11-26	at South Carolina (14,13)	L	13-34
12-3	# Virginia Tech (5,3)	W	38-10
1-4	\$ West Virginia (23,22)	L	33-70

# - ACC Championship game at Charlotte, N.C.;

\$ - Orange Bowl at Miami Gardens, Fla.

## 2012 (11-2, 7-1 ACC)

Date	Opponent (Rank)	W-L	Score
9-1	% Auburn (NR,25)	W	26-19
9-8	Ball State	W	52-27
9-15	Furman	W	41-7
9-22	* at Florida State (4,4)	L	37-49
9-29	* at Boston College	W	45-31
10-6	* Georgia Tech	W	47-31
10-20	* Virginia Tech	W	38-17
10-25	* at Wake Forest	W	42-13
11-3	* at Duke	W	56-20
11-10	* Maryland	W	45-10
11-17	* NC State	W	62-48
11-24	South Carolina (13,12)	L	17-27
12-31	\$ Louisiana State (9,7)	W	25-24

% - Atlanta, Ga.; \$ - Chick-fil-A Bowl at Atlanta, Ga.

## 2013 (11-2, 7-1 ACC)

Date	Opponent (Rank)	W-L	Score
8-31	Georgia (5,5)	W	38-35
9-7	SC State	W	52-13
9-19	* at NC State	W	26-14
9-28	* Wake Forest	W	56-7
10-5	* at Syracuse	W	49-14
10-12	* Boston College	W	24-14
10-19	* Florida State (5,5)	L	14-51
10-26	* at Maryland	W	40-27
11-2	* at Virginia	W	59-10
11-14	* Georgia Tech	W	55-31
11-23	The Citadel	W	52-6
11-30	at South Carolina (10,9)	L	17-31
1-3	\$ Ohio State (7,6)	W	40-35

\$ - Orange Bowl at Miami Gardens, Fla.

## 2014 (10-3, 6-2 ACC)

Date	Opponent (Rank)	W-L	Score
8-31	at Georgia (12,12)	L	21-45
9-6	SC State	W	73-7
9-20	* at Florida State (1,1)	L	^17-23
9-27	* North Carolina	W	50-35
10-4	* NC State	W	41-0
10-11	* Louisville	W	23-17
10-18	* at Boston College	W	17-13
10-25	* Syracuse	W	16-6
11-6	* at Wake Forest	W	34-20
11-15	* at Georgia Tech (24,23)	L	6-28
11-22	Georgia State	W	28-0
11-29	South Carolina	W	35-17
12-29	\$ Oklahoma (NR,24)	W	40-6

\$ - Russell Athletic Bowl at Orlando, Fla.

## 2015 (14-1, 8-0 ACC)

### ACC CHAMPION

Date	Opponent (Rank)	W-L	Score
9-5	Wofford	W	49-10
9-12	Appalachian State	W	41-10
9-17	* at Louisville	W	20-17
10-3	Notre Dame (6,7)	W	24-22
10-10	* Georgia Tech	W	43-24
10-17	* Boston College	W	34-17
10-24	* at Miami (Fla.)	W	58-0
10-31	* at NC State	W	56-41
11-7	* Florida State (17,15)	W	23-13
11-14	* at Syracuse	W	37-27
11-21	* Wake Forest	W	33-13
11-28	* at South Carolina	W	37-32
12-5	# North Carolina (8,8)	W	45-37
12-31	\$ Oklahoma (4,3)	W	37-17
1-11	!Alabama (2,2)	L	40-45

# - ACC Championship Game at Charlotte, N.C.;

\$ - Orange Bowl at Miami Gardens, Fla.; ! - CFP

National Championship Game at Glendale, Ariz.

## 2016 (14-1, 7-1 ACC)

### NATIONAL CHAMPION

### ACC CHAMPION

Date	Opponent (Rank)	W-L	Score
9-3	at Auburn	W	19-13
9-10	Troy	W	30-24
9-17	SC State	W	59-0
9-22	* at Georgia Tech	W	26-7
10-1	* Louisville (3,4)	W	42-36
10-7	* at Boston College	W	56-10
10-15	* NC State	W	^24-17
10-29	* at Florida State (12,14)	W	37-34
11-5	* Syracuse	W	54-0
11-12	* Pittsburgh	L	42-43
11-19	* at Wake Forest	W	35-13
11-26	South Carolina	W	56-7
12-3	# Virginia Tech (19,18)	W	42-35
12-31	\$ Ohio State (2,2)	W	31-0
1-9	!Alabama (1,1)	W	35-31

# - ACC Championship Game at Orlando, Fla.;

\$ - Fiesta Bowl at Glendale, Ariz.; ! - CFP National

Championship Game at Tampa, Fla.

## 2017 (12-1, 7-1 ACC)

### ACC CHAMPION

Date	Opponent (Rank)	W-L	Score
9-2	Kent State	W	56-3
9-9	Auburn (13,13)	W	14-6
9-16	* at Louisville (14,14)	W	47-21
9-23	* Boston College	W	34-7
9-30	* at Virginia Tech (12,12)	W	31-17
10-7	* Wake Forest	W	28-14
10-13	* at Syracuse	L	24-27
10-28	* Georgia Tech	W	24-10
11-4	* at NC State (20,20)	W	38-31
11-11	* Florida State	W	31-14
11-18	The Citadel	W	61-3
11-25	at South Carolina (24 CFP)	W	34-10
12-2	# Miami (Fla.) (7,7)	W	38-3
1-1	\$ Alabama (4,4)		

# - ACC Championship Game at Charlotte, N.C.;

\$ - Sugar Bowl at New Orleans, La.

\* - ACC regular-season game; ^ - one overtime;

Note: Home games in **bold**, opponent rankings

(AP,Coaches) in (parentheses).



# ASSISTANT COACHES

## DANNY PEARMAN

ASSISTANT HEAD COACH  
SPECIAL TEAMS COORDINATOR  
TIGHT ENDS

10th Season at Clemson  
27th Season Overall  
Clemson '87  
Born Feb. 17, 1965

- Has coached in a national championship game with three different schools, including Clemson (2015,16).
- Has had a big impact in Clemson winning the 2011, 2015, 2016 and 2017 ACC titles. He has been on the staff of six ACC Atlantic Division titles in the last nine years.
- His tight ends have helped Clemson average over 200 yards per game rushing and passing in 2017.
- Won his second national championship as an assistant coach in 2016, as he was an assistant at Alabama in 1992.
- Joined the staff in December 2008 and coached in the 2009 Gator Bowl. He joined a small group of people who have played for Clemson in a bowl game and later coached the Tigers in a bowl game.
- Played tight end on Clemson's 1986 and 1987 ACC title teams, then he served as a graduate assistant on the Tigers' 1988 ACC Championship team.
- In 27 years as a full-time Division I coach, his teams have played in 26 bowl games. Including three years as a graduate assistant coach, it is 29 bowl games in 30 seasons.

### PLAYING EXPERIENCE

Lettered three times (1985-87) as a tight end at Clemson ... strength & conditioning All-American (1987).

### BOWL PARTICIPATION AS A PLAYER

1985 Independence Bowl ... 1986 Gator Bowl ... 1988 Citrus Bowl.

### EDUCATION

Bachelor's degree in finance from Clemson in 1987 ... master of business administration from Clemson in 1989.

### PERSONAL DATA

Born Feb. 17, 1965 ... he and his wife, Kristy, have one daughter, Taylor, and two sons, Tanner and Trent.

### YEAR-BY-YEAR COACHING RECORD

Year	School	Position(s)	W-L	Bowl(s)
1988	Clemson	GA	10-2	Citrus
1989	Clemson	GA	10-2	Gator
1990	Alabama	GA	7-5	Fiesta
1991	Alabama	STC,OT	11-1	Blockbuster
1992	Alabama	STC,OT	13-0	Sugar
1993	Alabama	STC,OT	9-3-1	Gator
1994	Alabama	STC,OT	12-1	Citrus
1995	Alabama	STC,OT	8-3	
1996	Alabama	STC,OT	10-3	Outback
1997	Alabama	STC,DT	4-7	
1998	Virginia Tech	STA,OT,TE	9-3	Music City
1999	Virginia Tech	STA,OT,TE	11-1	Sugar
2000	Virginia Tech	STA,OT,TE	11-1	Gator
2001	Virginia Tech	STA,OT,TE	8-4	Gator
2002	Virginia Tech	STA,OT,TE	10-4	San Francisco
2003	Virginia Tech	STA,OT,TE	8-5	Insight
2004	Virginia Tech	STA,OT,TE	10-3	Sugar
2005	Virginia Tech	STA,OT,TE	11-2	Gator
2006	North Carolina	STA,DE	3-9	
2007	Duke	STC,TE	1-11	
2008	Maryland	STC,TE,HB	7-5	Humanitarian
	Clemson	OT,TE	0-1	Gator
2009	Clemson	AHC,OT,TE	9-5	Music City
2010	Clemson	AHC,OT,TE	6-7	Meineke Car Care
2011	Clemson	AHC,STC,TE	10-4	Orange
2012	Clemson	AHC,STC,TE	11-2	Chick-fil-A
2013	Clemson	AHC,STC,TE	11-2	Orange
2014	Clemson	AHC,STC,TE	10-3	Russell Athletic
2015	Clemson	AHC,STC,TE	14-1	Orange, CFPNCG
2016	Clemson	AHC,STC,TE	14-1	Fiesta, CFPNCG
2017	Clemson	AHC,STC,TE	12-1	Sugar

Years as a full-time college coach:..... 27  
Winning seasons:..... 23  
Bowl seasons:..... 23  
Record as an assistant coach: .....253-93-1 (.731)  
Record at Clemson:..... 97-27 (.782)

## TONY ELLIOTT

CO-OFFENSIVE COORDINATOR  
RUNNING BACKS

7th Season at Clemson  
12th Season Overall  
Clemson '02  
Born Nov. 26, 1979

- Clemson's run of seven straight 10-win seasons started when he became a full-time assistant coach. Clemson is 82-14 since he came back to Clemson in 2011.
- Has had a big impact in Clemson winning the 2011, 2015, 2016 and 2017 ACC titles. He has been on the staff of five ACC Atlantic Division titles in the last seven years.
- Recipient of the 2017 Frank Broyles Award as the nation's top assistant coach.
- Has directed the 2017 offense to one of Clemson's most-balanced seasons in history, with over 200 yards per game rushing (204.1) and passing (244.1).
- Co-offensive coordinator of Clemson's 2016 national championship team.
- Named one of the top-25 recruiters in the nation in 2015 and one of the top-10 recruiters in the ACC by Rivals.
- Named co-offensive coordinator prior to the 2014 Russell Athletic Bowl. Clemson is 41-3 since he became co-coordinator.
- Coached First-Team All-ACC running back Wayne Gallman, who broke the Clemson single-season rushing mark with 1,527 yards in 2015.
- Coached a 1,000-yard rusher five times, including Gallman in 2015 and 2016.
- Coached All-ACC running back Roderick McDowell in 2013. He had 1,025 rushing yards and 29 receptions.
- Coached First-Team All-ACC running back Andre Ellington in 2012. Ellington became just the third running back in school history with two 1,000-yard rushing seasons.
- Has played on and coached Clemson teams that have been in the final AP top 25. He played on the 2003 team that finished No. 23 and coached running backs in 2011, when the Tigers finished No. 22. Clemson has finished in the top-25 the first six years he has been a full-time coach.
- His 2011 backs helped the Tigers set many school records. Ellington was a Second-Team All-ACC selection who had 1,178 rushing yards and 11 touchdowns.
- Earned undergraduate degree in industrial engineering in 2002, was a First-Team Academic All-ACC selection and a Co-SIDA Academic District III member.

### PLAYING EXPERIENCE

Lettered four times (2000-03) as a wide receiver at Clemson.

### BOWL PARTICIPATION AS A PLAYER

2001 Gator Bowl ... 2001 Humanitarian Bowl ... 2002 Tangerine Bowl ... 2004 Peach Bowl.

### EDUCATION

Degree in industrial engineering from Clemson in 2002 with a team-high 3.55 GPA.

### PERSONAL DATA

Born Nov. 26, 1979 in Watsonville, Calif. ... he and his wife, Tamika, have two sons, A.J. and Ace

### YEAR-BY-YEAR COACHING RECORD

Year	School	Position(s)	W-L	Bowl(s)
2006	SC State	WR	7-4	
2007	SC State	WR	7-4	
2008	Furman	WR	7-5	
2009	Furman	WR	6-5	
2010	Furman	WR	5-6	
2011	Clemson	RB	10-4	Orange
2012	Clemson	RB	11-2	Chick-fil-A
2013	Clemson	RB	11-2	Orange
2014	Clemson	RB	9-3	
	Clemson	Co-OC,RB	1-0	Russell Athletic
2015	Clemson	Co-OC,RB	14-1	Orange, CFPNCG
2016	Clemson	Co-OC,RB	14-1	Fiesta, CFPNCG
2017	Clemson	Co-OC,RB	12-1	Sugar

Years as a full-time college coach:..... 12  
Winning seasons:..... 11  
Bowl seasons:..... 7  
Record as an assistant coach: .....114-38 (.750)  
Record at Clemson:..... 82-14 (.854)

## JEFF SCOTT

CO-OFFENSIVE COORDINATOR  
WIDE RECEIVERS

10th Season at Clemson  
11th Season Overall  
Clemson '03  
Born Dec. 28, 1980

- Clemson has been to a bowl game each of his 10 years as a full-time assistant coach. The Tigers advanced to the national championship game in consecutive seasons, winning the top prize in 2016 with a 35-31 victory over Alabama.
- Has had a big impact in Clemson winning the 2011, 2015, 2016 and 2017 ACC titles. He has been on the staff of six ACC Atlantic Division titles in the last nine years.
- Has directed the 2017 offense to one of Clemson's most-balanced seasons in history, with over 200 yards per game rushing (204.1) and passing (244.1).
- Has coached Third-Team All-ACC wide receivers Deon Cain and Hunter Renfrow in 2017.
- Coached the 2016 team to record-setting passing yards (5,009) and touchdowns (45), while averaging 503.5 yards per game.
- Coached First-Team All-ACC wide receiver Mike Williams in 2016. Williams recorded his second 1,000-yard season and a team-leading 11 touchdowns, and was a second-team Walter Camp All-American as well.
- Coached wide receiver Artavis Scott to three All-ACC seasons (2014-16). Scott broke Sammy Watkins' school record with 245 career receptions.
- Named one of the top-25 recruiters in the nation and ACC recruiter-of-the-year in 2015 by Rivals.
- Coached First-Team All-ACC and first-team All-America wide receiver Sammy Watkins in 2013. He had a school-record 101 receptions for a school-record 1,464 yards and 12 touchdowns. He also set or tied school career records for receptions (240), receiving yards (3,391) and receiving touchdowns (27). Watkins was No. 4 pick of the 2014 draft.
- In 2012, he coached first-round draft pick DeAndre Hopkins to a second-team All-America season. Hopkins had 82 receptions for 1,405 yards and an ACC-record 18 touchdowns, second-most in the nation. Hopkins was a Pro Bowl selection with the Houston Texans in 2015.
- A member of three bowl teams as a player at Clemson from 2000-02. He played in the 2001 Gator Bowl, 2001 Humanitarian Bowl and 2002 Tangerine Bowl.

### PLAYING EXPERIENCE

Lettered three years (2000-02) as a wide receiver and holder at Clemson.

### BOWL PARTICIPATION AS A PLAYER

2001 Gator Bowl ... 2001 Humanitarian Bowl ... 2002 Tangerine Bowl.

### EDUCATION

Degree in secondary education from Clemson in 2003.

### PERSONAL DATA

Born Dec. 28, 1980 in Arcadia, Fla. ... he and his wife, Sara, have a daughter, Savannah ... son of former Clemson Assistant Coach Brad Scott (1999-10).

### YEAR-BY-YEAR COACHING RECORD

Year	School	Position(s)	W-L	Bowl(s)
2007	Presbyterian College	WR	6-5	
2008	Clemson	GA	3-3	
	Clemson	WR	4-3	Gator
2009	Clemson	RC,WR	9-5	Music City
2010	Clemson	RC,WR	6-7	Meineke Car Care
2011	Clemson	RC,WR	10-4	Orange
2012	Clemson	RC,WR	11-2	Chick-fil-A
2013	Clemson	RC,WR	11-2	Orange
2014	Clemson	RC,WR	9-3	
	Clemson	Co-OC,RC,WR	1-0	Russell Athletic
2015	Clemson	Co-OC,WR	14-1	Orange, CFPNCG
2016	Clemson	Co-OC,WR	14-1	Fiesta, CFPNCG
2017	Clemson	Co-OC,WR	12-1	Sugar

Years as a full-time college coach:..... 11  
Winning seasons:..... 10  
Bowl seasons:..... 10  
Record as an assistant coach: .....107-34 (.759)  
Record at Clemson:..... 101-29 (.777)



# ASSISTANT COACHES

## BRENT VENABLES

### DEFENSIVE COORDINATOR LINEBACKERS

6th Season at Clemson  
22nd Season Overall  
Kansas State '92  
Born Dec. 18, 1970

- In his 22 years as a full-time assistant coach, his teams have 22 winning seasons, have been to 25 bowl games and have won 10+ games 18 times.
- Has coached in five national championship games. He helped the Tigers to their second national title in 2016 with a 35-31 win over Alabama.
- Has coached current NFL linebackers Stephone Anthony and B.J. Goodson.
- His 2017 defense is second in the nation in scoring defense (12.8) and sixth in total defense (277.9).
- Has coached linebacker Dorian O'Daniel, a finalist for the Butkus Award, and Kendall Joseph, a Third-Team All-ACC selection, in 2017.
- Recipient of the 2016 Frank Broyles Award as the nation's top assistant coach. His 2016 group amassed 130 tackles for loss and a school-record 49 sacks. His teams have led the NCAA in tackles for loss each of the last four seasons.
- Ben Boulware was a First-Team All-ACC performer and second-team Walter Camp All-American in 2016, as well as ACC Co-Defensive Player-of-the-Year as voted by the league coaches.
- Named one of the top-10 recruiters in the ACC in 2015 by Rivals.
- One of five finalists for the 2015 Frank Broyles Award after his defense was fourth nationally in third-down conversion percentage (27.7), fourth in sacks per game (3.2) and fifth in tackles for loss per game (8.4). He coached Boulware and Goodson, both Second-Team All-ACC linebackers.
- Named one of the top-25 recruiters in the nation in 2013 by Rivals and one of the top-50 recruiters in the nation in 2013 by 247Sports.

### PLAYING EXPERIENCE

Played two seasons (1989,90) at Garden City (Kan.) Community College ... lettered two times as a linebacker at Kansas State (1991,92).

### EDUCATION

Graduated from Kansas State in 1992.

### PERSONAL DATA

Born Dec. 18, 1970 ... he and his wife, Julie, have two sons, Jake and Tyler, and two daughters, Laney and Addie.

### YEAR-BY-YEAR COACHING RECORD

Year	School	Position(s)	W-L	Bowl(s)
1993	Kansas State	GA	9-2-1	Copper
1994	Kansas State	GA	9-3	Aloha
1995	Kansas State	GA	10-2	Holiday
1996	Kansas State	LB	9-3	Cotton
1997	Kansas State	LB	11-1	Fiesta
1998	Kansas State	LB,DRGC	11-2	Alamo
1999	Oklahoma	Co-DC,LB	7-5	Independence
2000	Oklahoma	Co-DC,LB	13-0	Orange
2001	Oklahoma	Co-DC,LB	11-2	Cotton
2002	Oklahoma	Co-DC,LB	12-2	Rose
2003	Oklahoma	Co-DC,LB	12-2	Sugar
2004	Oklahoma	AHC,DC,LB	12-1	Orange
2005	Oklahoma	AHC,DC,LB	8-4	Holiday
2006	Oklahoma	AHC,DC,LB	11-3	Fiesta
2007	Oklahoma	AHC,DC,LB	11-3	Fiesta
2008	Oklahoma	AHC,DC,LB	12-2	BCS Championship
2009	Oklahoma	AHC,DC,LB	8-5	Sun
2010	Oklahoma	AHC,DC,LB	12-2	Fiesta
2011	Oklahoma	AHC,DC,LB	10-3	Insight
2012	Clemson	DC,LB	11-2	Chick-fil-A
2013	Clemson	DC,LB	11-2	Orange
2014	Clemson	DC,LB	10-3	Russell Athletic
2015	Clemson	DC,LB	14-1	Orange, CFPNCG
2016	Clemson	DC,LB	14-1	Fiesta, CFPNCG
2017	Clemson	DC,LB	12-1	Sugar

Years as a full-time college coach:..... 22  
Winning seasons:..... 22  
Bowl seasons:..... 22  
Record as an assistant coach: ..... 242-50 (.829)  
Record at Clemson:..... 72-10 (.878)

## TODD BATES

### DEFENSIVE LINEMEN

1st Season at Clemson  
6th Season Overall  
Alabama '05  
Born March 12, 1983

- Joined the Clemson staff as defensive line coach in January 2017.
- Bates is the first Clemson coach to mentor all four defensive line positions since Ron West in 2004, and just the second to do it since 1998.
- Has coached one of the nation's best defensive lines in 2017, including Austin Bryant, Clelin Ferrell, Dexter Lawrence and Christian Wilkins. All four have earned either All-America or First-Team All-ACC honors.
- A big reason the 2017 defense is second in the nation in scoring defense (12.8) and sixth in total defense (277.9).
- Helped Jacksonville State to a 33-6 record in three seasons (2014-16). The Gamecocks reached the FCS National Championship Game in 2015 and compiled a perfect 23-0 mark in the Ohio Valley Conference with three titles in his time there.
- Helped the 2016 Jacksonville State team to a 10-2 record and No. 6 final FCS ranking. That team was fourth in the nation in total defense, allowing just 275 yards per game.
- In 2014, Jacksonville State allowed a league-best 128 yards per game on the ground.
- Began his coaching career at Oxford High School in Alabama in 2007, then Oxford High School in Mississippi in 2008.
- Spent time as an assistant coach at Idaho State in 2011 and 2012, then at East Central Junior College in Mississippi in 2013.
- Earned three letters at Alabama as a defensive end from 2001-04. He served as a permanent co-captain in 2004.
- Alabama went to two bowl games during his career, his freshman year when the Crimson Tide beat Iowa State in the Independence Bowl and Music City Bowl his senior year.
- Alabama was 10-3 and No. 11 in the final AP poll in 2002, Bates' sophomore season.
- Played defensive end for the Tennessee Titans in 2005 and 2006.

### PLAYING EXPERIENCE

Lettered three times as defensive lineman at Alabama from 2001-04.

### BOWL PARTICIPATION AS A PLAYER

2001 Independence Bowl ... 2004 Music City Bowl.

### EDUCATION

Earned bachelor's degree from Alabama in 2005.

### PERSONAL DATA

Born March 12, 1983. He and his wife, La'Tesa, have a daughter, Angel, and a son, Josiah.

### YEAR-BY-YEAR COACHING RECORD

Year	School/Team	Position(s)	W-L	Bowl
2011	Idaho State	DL	2-9	
2012	Idaho State	DL	1-10	
2014	Jacksonville State	DL	10-2	
2015	Jacksonville State	DL	13-2	
2016	Jacksonville State	DL	10-2	
2017	Clemson	DL	12-1	Sugar

Years as a full-time college coach:..... 6  
Winning seasons:..... 4  
Bowl seasons:..... 1  
Record as an assistant coach: ..... 48-26 (.649)  
Record at Clemson:..... 12-1 (.923)

## ROBBIE CALDWELL

### OFFENSIVE LINEMEN

7th Season at Clemson  
40th Season Overall  
Furman '77  
Born Jan. 26, 1954

- Has a staff-high 40 years of experience in college coaching and a staff-high 476 college games as a coach.
- Clemson has an 82-14 record, seven 10+ win seasons and seven top-25 final rankings (including 2017) in his first seven years on staff, with four ACC titles and two appearances in the national championship game.
- A big reason the 2017 offense is one of Clemson's most-balanced in history, with over 200 yards per game rushing (204.1) and passing (244.1).
- Three of the five offensive linemen named First-Team All-ACC in 2017 were Tigers, Crowder, Falcinelli and Hyatt.
- Helped the Tigers to a 35-31 win over Alabama to claim the school's second national title in 2016.

### PLAYING EXPERIENCE

Lettered three years at Furman under Art Baker, including his senior season (1975) when he was named team MVP and offensive captain.

### EDUCATION

Degree from Furman in 1977.

### PERSONAL DATA

Born Jan. 26, 1954 in Pageland, S.C. ... he and his wife, Nora Lynn, have a daughter, Emsley.

### YEAR-BY-YEAR COACHING RECORD

Year	School	Position(s)	W-L	Bowl(s)
1976	Furman	SA	6-4-1	
1978	Furman	OL	8-3	
1979	Furman	OL	5-6	
1980	Furman	OL	9-1-1	
1981	Furman	OL	8-3	
1982	Furman	OL	9-3	
1983	Furman	OL	10-2-1	
1984	Furman	OL	8-3	
1985	Furman	OL	12-2	
1986	NC State	OL	8-3-1	Peach
1987	NC State	OL	4-7	
1988	NC State	OL	8-3-1	Peach
1989	NC State	OL	7-5	Copper
1990	NC State	OL	7-5	All-American
1991	NC State	OL	9-3	Peach
1992	NC State	OL	9-3-1	Gator
1993	NC State	OL	7-5	Hall of Fame
1994	NC State	OL	9-3	Peach
1995	NC State	OL	3-8	
1996	NC State	OL	3-8	
1997	NC State	AHC,OL	6-5	
1998	NC State	AHC,OL	7-5	Micron PC
1999	NC State	AHC,OL	6-6	
2000	North Carolina	OL	6-5	
2001	North Carolina	OL	8-5	Peach
2002	Vanderbilt	AHC,OL	2-10	
2003	Vanderbilt	AHC,OL	2-10	
2004	Vanderbilt	AHC,OL	2-9	
2005	Vanderbilt	AHC,OL	5-6	
2006	Vanderbilt	AHC,OL	4-8	
2007	Vanderbilt	AHC,OL	5-7	
2008	Vanderbilt	AHC,OL	7-6	Music City
2009	Vanderbilt	AHC,OL	2-10	
2010	Vanderbilt	HC	2-10	
2011	Clemson	OL	10-4	Orange
2012	Clemson	OL	11-2	Chick-fil-A
2013	Clemson	OL	11-2	Orange
2014	Clemson	OL	10-3	Russell Athletic
2015	Clemson	OL	14-1	Orange, CFPNCG
2016	Clemson	OL	14-1	Fiesta, CFPNCG
2017	Clemson	OL	12-1	Sugar

Years as a full-time college coach:..... 40  
Winning seasons:..... 27  
Bowl seasons:..... 18  
Record as an assistant coach: ..... 289-182-5 (.612)  
Record at Clemson:..... 82-14 (.854)





# ASSISTANT COACHES

## MICKEY CONN

### SAFETIES

1st Season at Clemson  
1st Season Overall  
Alabama '95  
Born Oct. 9, 1971

- In his second season at Clemson. He became a full-time assistant coach (safeties) in January 2017.
- His safeties are a big reason Clemson is sixth in the nation in pass efficiency defense (105.0) in 2017.
- Served as senior defensive analyst in 2016, helping the Tigers to the program's second national championship with a victory over his alma mater, Alabama.
- Contributed to a Clemson defense that finished tied for first in the nation in fewest passing yards allowed per attempt (5.6) and fourth in passing efficiency defense (100.2). Clemson was also sixth in interceptions (20) and eighth in total defense (311.5).
- Came to Clemson after 16 seasons as head coach at Grayson (Ga.) High School. The Rams were 137-48 during that time with seven region championships, a state championship in 2011 and a state semifinal playoff appearance in 2015.
- Grayson High School finished in the top 25 in the nation four times, including No. 3 in 2011. The program reached the No. 1 ranking in the nation twice during his tenure.
- Began his coaching career at Grayson High School on March 21, 2000, and started his career at Clemson on March 21, 2016.
- He owned the most wins at the highest classification in the state of Georgia before he came to Clemson.
- Coached several current college and NFL players at Grayson High School, including two-time All-ACC running back Wayne Gallman, the No. 5 rusher in Clemson history. He also coached current Clemson starting cornerback Ryan Carter and former backup quarterback Nick Schuessler.
- Clemson freshman quarterback Chase Brice is Conn's nephew.
- Coached at his alma mater, South Gwinnett High School in Atlanta, in 1998 and 1999. David Green, who went on to play four years as a starter at Georgia, was his quarterback.
- Former graduate assistant coach at Alabama in 1996 and 1997. He was on staff when Dabo Swinney was a full-time coach with the Crimson Tide. Alabama was 10-3 and went to the Outback Bowl in 1996 with Conn and Swinney on staff.
- College teammate of Swinney at Alabama, as they were both on 1992 national championship team under head coach Gene Stallings. Conn lettered during the 1992, 1993 and 1994 seasons, but was on the team from 1990-94. He redshirted his freshman year.
- Earned a bachelor's degree from Alabama in 1995.
- Earned a masters degree from Ball State in 2006.

### PLAYING EXPERIENCE

Lettered at Alabama under head coach Gene Stallings from 1992-94 ... member of the team in 1990 and 1991.

### BOWL PARTICIPATION AS A PLAYER

1991 Blockbuster Bowl ... 1993 Sugar Bowl vs. Miami (Fla.) ... 1993 Gator Bowl ... 1995 Citrus Bowl.

### EDUCATION

Earned bachelor's degree from Alabama in 1995.

### PERSONAL DATA

Born Oct. 9, 1971 ... he and his wife, Halie, have two sons, Brodey and Spencer.

### YEAR-BY-YEAR COACHING RECORD

Year	School	Position(s)	W-L	Bowl(s)
1996	Alabama	GA	10-3	Outback
1997	Alabama	GA	4-7	
2016	Clemson	SDA	14-1	Fiesta, CFPNCG
2017	Clemson	S	12-1	Sugar

Years as a full-time college coach: ..... 1  
Winning seasons: ..... 1  
Bowl seasons: ..... 1  
Record as an assistant coach: ..... 12-1 (.923)  
Record at Clemson: ..... 12-1 (.923)

## MIKE REED

### CORNERBACKS

5th Season at Clemson  
13th Season Overall  
Boston College '94  
Born Aug. 16, 1972

- In five years on staff, he has helped the Tigers to a 61-8 record and two national championship games. The 2016 team won the school's second national title after beating No. 1 Alabama.
- His cornerbacks are a big reason Clemson is sixth in the nation in pass efficiency defense (105.0) in 2017.
- Has coached Ryan Carter, one of the ACC's top cornerbacks, in 2017.
- Coached two First-Team All-ACC defensive backs in 2016, safety Jadar Johnson and cornerback Cordrea Tankersley.
- His defensive backs were a big reason the 2015 Tigers were fourth in the nation in third-down conversion percentage defense.
- Coached First-Team All-ACC cornerback Mackensie Alexander, Second-Team All-ACC safety Jayron Kearse and Third-Team All-ACC cornerback Cordrea Tankersley in 2015.
- His defensive backs were a big reason the 2014 defense led the nation in total defense (260.8), while it was in the top five in many other statistical categories. He also coached cornerback Garry Peters, who was a First-Team All-ACC selection.
- His defensive backs combined for 15 interceptions in 2013. Bashaud Breeland, who had a team-tying-high four interceptions and 74 tackles, was a Second-Team All-ACC selection and a fourth-round draft pick.
- His defensive backs were a big reason Clemson was 10th in the nation in turnovers forced (30) in 2013.
- Was the defensive backs coach at NC State for six seasons (2007-12).
- Has been an assistant coach at the college level for 13 years and at the NFL level for five seasons. He coached NC State All-American David Amerson, who is third in ACC history in career interceptions (18).

### PLAYING EXPERIENCE

Played at Boston College from 1991-94 ... All-ECAC selection and a Second-Team All-Big East Conference pick in 1993 ... one of four co-captains on the 1994 team.

### BOWL PARTICIPATION AS A PLAYER

1993 Hall of Fame Bowl ... 1994 Carquest Bowl ... 1994 Aloha Bowl.

### EDUCATION

Degree in communications with a minor in secondary education from Boston College in 1994.

### PERSONAL DATA

Born Aug. 16, 1972 in Wilmington, Del. ... he and his wife, Kimberley, have two daughters, Michaela Rae and Milan Skye.

### YEAR-BY-YEAR COACHING RECORD

Year	School	Position(s)	W-L	Bowl(s)
2000	Richmond	WR,TE,DB	10-3	
2001	Richmond	WR,TE,DB	3-8	
2002	Philadelphia Eagles	DB,ST	12-4	
2003	Philadelphia Eagles	QC	12-4	
2004	Philadelphia Eagles	QC	13-3	
2005	Philadelphia Eagles	QC	6-10	
2006	Philadelphia Eagles	QC	10-6	
2007	NC State	DB	5-7	
2008	NC State	DB	6-7	PapaJohns.com
2009	NC State	DB	5-7	
2010	NC State	DB	9-4	Champs Sports
2011	NC State	DB	8-5	Belk
2012	NC State	DB	7-6	Music City
2013	Clemson	DB	11-2	Orange
2014	Clemson	DB	10-3	Russell Athletic
2015	Clemson	DB	14-1	Orange, CFPNCG
2016	Clemson	DB	14-1	Fiesta, CFPNCG
2017	Clemson	CB	12-1	Sugar

Years as a full-time college coach: ..... 13  
Winning seasons: ..... 9  
Bowl seasons: ..... 9  
Record as an assistant coach: ..... 114-55 (.675)  
Record at Clemson: ..... 61-8 (.884)

## BRANDON STREETER

### RECRUITING COORDINATOR QUARTERBACKS

4th Season at Clemson  
12th Season Overall  
Clemson '99  
Born Jan. 1, 1977

- Came to Clemson as the recruiting coordinator and quarterbacks coach in December 2014 after serving three seasons (2012-14) as offensive coordinator and quarterbacks coach at Richmond.
- Has coached Kelly Bryant in 2017. Bryant was a Manning Award finalist and Davey O'Brien Award semifinalist.
- As recruiting coordinator, he spearheaded Clemson's consensus top-10 class in February 2016 and 2017.
- Coached Clemson's first two-time Heisman Trophy finalist, Deshaun Watson. He became the first player in FBS history with at least 4,000 passing yards and 1,000 rushing yards in a season in 2015, and ended his career in dramatic fashion as the Most Valuable Offensive Player of Clemson's thrilling 35-31 win over Alabama that delivered the school's second national championship in 2016.
- Watson was a two-time recipient of the Davey O'Brien and Manning awards, given to the nation's top quarterback. He also won the 2016 Johnny Unitas Golden Arm Award and 2016 Bobby Bowden Award.
- Helped the 2015 Tigers to 11 straight games with at least 500 yards of total offense, a school record.
- Six of the seven teams he worked with as an offensive coordinator from 2008-14 finished the season in the top 25 of the FCS poll. That included the 2014 Richmond team that entered the FCS playoffs ranked No. 16. Five of the last eight teams were conference champions or co-champions, and Clemson has finished in the top-two in each of his two seasons.
- Clemson averaged over 500 yards per game his first two years.
- Served as a graduate assistant at Clemson in 2004 and 2005, when Dabo Swinney was an assistant coach. Streeter worked with quarterback Charlie Whitehurst during those two seasons.
- Three-time letterman at Clemson from 1997-99. He was Clemson's starting quarterback the last two years. He was also a three-time member of the ACC Academic Honor Roll.

### PLAYING EXPERIENCE

Played quarterback at Clemson from 1996-99 ... received the inaugural Brandon Streeter Award in 1999.

### BOWL PARTICIPATION AS A PLAYER

1996 Peach Bowl ... 1998 Peach Bowl ... 1999 Peach Bowl.

### EDUCATION

Degree in health science from Clemson in 1999 and a master's degree in human resource development from Clemson in 2001.

### PERSONAL DATA

Born Jan. 1, 1977 ... he and his wife, Ashleigh, have three children, Chamberlin Brooke, Foard Michael and Mason Morgan.

### YEAR-BY-YEAR COACHING RECORD

Year	School	Position(s)	W-L	Bowl(s)
2002	Charleston Southern	QB	4-7	
2003	Charleston Southern	RC,RB	1-11	
2004	Clemson	GA	6-5	
2005	Clemson	GA	8-4	Champs Sports
2006	Liberty	QB	6-5	
2007	Liberty	QB	8-3	
2008	Liberty	QB	10-2	
2009	Liberty	OC,QB	8-3	
2010	Liberty	OC,QB	8-3	
2011	Liberty	OC,QB	7-4	
2012	Richmond	OC,QB	8-3	
2013	Richmond	OC,QB	6-6	
2014	Richmond	OC,QB	9-5	
	Clemson	RC,QB	1-0	Russell Athletic
2015	Clemson	RC,QB	14-1	Orange, CFPNCG
2016	Clemson	RC,QB	14-1	Fiesta, CFPNCG
2017	Clemson	RC,QB	12-1	Sugar

Years as full-time college coach: ..... 12  
Winning seasons: ..... 11  
Bowl seasons: ..... 4  
Record as an assistant coach: ..... 111-37 (.750)  
Record at Clemson: ..... 41-3 (.932)



# 2017 HONORS & AWARDS

## OFFENSIVE LINE

- Midseason Joe Moore Offensive Line Honor Roll

### #7 AUSTIN BRYANT, DE

- First-Team All-American by Football Writers Association
- Second-Team All-American by Walter Camp Foundation
- Third-Team All-American by Associated Press
- Honorable Mention All-American by SB Nation
- Honorable Mention All-American College Football News
- Walter Camp National Defensive Player of the Week vs. Auburn
- Bronko Nagurski National Defensive Player of the Week vs. Auburn
- First-Team Midseason All-American by Associated Press
- First-Team Midseason All-American by ESPN.com
- First-Team Midseason All-American by Sporting News
- ACC Defensive Lineman of the Week vs. Auburn
- First-Team All-ACC by Phil Steele
- Second-Team All-ACC
- Second-Team All-ACC by Associated Press

### #2 KELLY BRYANT, QB

- O'Brien Award Great 8 Performer of the Week vs. Louisville
- O'Brien Award Great 8 Performer of the Week vs. Virginia Tech
- Manning Award Star of the Week vs. Virginia Tech
- Manning Award Finalist
- Davey O'Brien Award Semifinalist
- Most Valuable Player of ACC Championship Game
- ACC Offensive Back of the Week vs. Louisville

### #8 DEON CAIN, WR

- Third-Team All-ACC

### #31 RYAN CARTER, CB

- Honorable Mention All-ACC

### #55 TYRONE CROWDER, OG

- Third-Team All-American by Associated Press
- First-Team All-ACC
- First-Team All-ACC by Associated Press
- Second-Team All-ACC by Phil Steele
- Honorable Mention All-American by College Football News

## TONY ELLIOTT, CO-OFFENSIVE COORDINATOR

- Broyles Award Winner

### #9 TRAVIS ETIENNE, RB

- ACC Rookie of the Week vs. Boston College
- ACC Rookie of the Week vs. Florida State
- Second-Team All-ACC by Phil Steele
- Third-Team All-ACC
- Winner of Leather Helmet Award as MVP of Boston College game

### #50 JUSTIN FALCINELLI, C

- First-Team All-ACC
- First-Team All-ACC by Associated Press
- Second-Team All-ACC by Phil Steele
- Honorable Mention All-American by College Football News

### #99 CLELIN FERRELL, DE

- First-Team All-American by Associated Press
- First-Team All-American by Sports on Earth
- Second-Team All-American by Football Writers Association
- Second-Team All-American by Sports Illustrated
- Second-Team All-American by The All-American
- Second-Team All-American Football News
- Second-Team All-American USA Today
- Second-Team All-American Sporting News
- Second-Team All-American CBS Sports
- Honorable Mention All-American by SB Nation
- First-Team All-ACC
- First-Team All-ACC by Associated Press
- First-Team All-ACC by Phil Steele
- ACC Defensive Lineman of the Week vs. Syracuse
- ACC Defensive Lineman of the Week vs. NC State

### #51 TAYLOR HEARN, OG

- ACC Offensive Lineman of the Week vs. Virginia Tech
- Third-Team All-ACC

### #75 MITCH HYATT, OT

- Winner of ACC's Jacobs Blocking Trophy
- First-Team All-American Sporting News
- First-Team All-American ESPN
- Second-Team All-American USA Today
- Second-Team All-American, AFCA
- Second-Team All-American by Associated Press
- Second-Team All-American by Football Writers Association
- Second-Team All-American by Walter Camp Foundation
- Second-Team All-American by The All-American
- Second-Team All-American by College Football News
- Second-Team All-American by SB Nation
- Third-Team All-American by Sports on Earth
- First-Team All-ACC
- First-Team All-ACC by Associated Press
- First-Team All-ACC by Phil Steele
- ACC Offensive Lineman of the Week vs. Georgia Tech
- ACC Offensive Lineman of the Week vs. NC State
- ACC Offensive Lineman of the Week vs. South Carolina
- First-Team Midseason All-American by Sporting News

### #34 KENDALL JOSEPH, LB

- Third-Team All-ACC
- Third-Team All-ACC by Phil Steele

### #90 DEXTER LAWRENCE, DT

- Third-Team All-American by Sports on Earth
- Honorable Mention All-American by SB Nation
- Bednarik Award Semifinalist
- First-Team All-ACC
- First-Team All-ACC by Associated Press
- First-Team Midseason All-American by Sporting News

### #21 RAY-RAY McCLOUD, WR

- Second-Team All-American (PR), Pro Football Focus
- Third-Team All-ACC by Phil Steele
- Honorable Mention All-ACC Specialist
- Honorable Mention All-ACC, All-Purpose

### #1 TRAYVON MULLEN, CB

- Honorable Mention All-ACC

### #6 DORIAN O'DANIEL, LB

- Butkus Award Finalist
- Bowden Award Finalist
- First-Team All-American by Sports Illustrated
- First-Team All-American by Bleacher Report
- Second-Team All-American by Associated Press
- Second-Team All-American by AFCA
- Honorable Mention All-American by SB Nation
- Bronko Nagurski National Player of the Week vs. Virginia Tech
- Second-Team All-ACC
- First Team Midseason All-American by ESPN.com
- Second-Team Midseason All-American by Associated Press
- ACC Linebacker of the Week vs. Auburn
- ACC Linebacker of the Week vs. Virginia Tech
- Second-Team All-ACC
- Second-Team All-ACC by Associated Press

### #76 SEAN POLLARD, OL

- Third-Team All-ACC

### #13 HUNTER RENFROW, WR

- Third-Team All-ACC

### #48 WILL SPIERS, P

- ACC Specialist of the Week vs. Louisville

## DABO SWINNEY, HEAD COACH

- Finalist for Eddie Robinson Coach of the Year Award
- Finalist for Munger Coach of the Year
- Finalist for Bear Bryant Award

### #42 CHRISTIAN WILKINS, DL

- Willis Award, Columbus (Ohio) TD Club National Defensive Lineman of the Year
- Ultimate Herbie Award from Kirk Herbstreit, ESPN
- First-Team All-American, Sporting News
- First-Team All-American, AFCA
- First-Team All-American College Football New
- Second-Team All-American CBS Sports
- Second-Team All-American by Walter Camp Foundation
- Second-Team All-American by Associated Press
- Third-Team All-American by Sports on Earth
- Honorable Mention All-American by SB Nation
- First-Team All-ACC
- First-Team All-ACC by Associated Press
- Second-Team All-ACC by Phil Steele
- CoSIDA Academic All-District





# TIGER BIOS

## #73 TREMAYNE ANCHRUM

Enrolled in January 2016 ... has 10 knockdowns in 832 snaps over 24 games (seven starts) in his career.

**2017:** Has five knockdowns in 540 snaps over 13 games (six starts) ... played 35 snaps against Kent State on Sept. 2 ... played 53 snaps against No. 13 Auburn on Sept. 9 ... played 52 snaps at No. 14 Louisville on Sept. 16 ... played 52 snaps against Boston College on Sept. 23; named team co-offensive player-of-the-game ... played 29 snaps at No. 12 Virginia Tech on Sept. 30 ... had a knockdown in 42 snaps against Wake Forest on Oct. 7 ... had a knockdown in 34 snaps at Syracuse on Oct. 13 ... had a knockdown in 35 snaps against Georgia Tech on Oct. 28 ... had two knockdowns in 50 snaps at No. 20 NC State on Nov. 4 ... played 45 snaps against Florida State on Nov. 11 ... played 35 snaps against The Citadel on Nov. 18 ... played 43 snaps at South Carolina on Nov. 25 ... played 35 snaps against No. 7 Miami (Fla.) in the ACC Championship Game on Dec. 2.

**2016:** Had five knockdowns in 292 snaps over 11 games (one start) ... played 13 snaps in collegiate debut against Troy, with an 85 percent grade ... posted 88 percent grade in 32 snaps against SC State ... graded 100 percent on 15 snaps in win over Georgia Tech ... played four snaps at Boston College before suffering an ankle sprain ... played 34 snaps in win over Syracuse ... started first career contest against Pittsburgh and responded well with 83 percent grade and two knockdowns in 89 snaps ... played 45 snaps against South Carolina ... played 37 snaps, with a knockdown, in win over Ohio State in the Fiesta Bowl.

**Before Clemson:** Rated the No. 39 offensive guard in the nation and No. 50 player in Georgia by ESPN ... No. 21 offensive guard in the nation and No. 42 player in Georgia by 247 Sports.com ... No. 73 player in Georgia by Rivals ... played against Mitch Hyatt, Clemson's starting left tackle in 2015, in high school ... first-team all-state according to the Atlanta Constitution ... all-district selection at the AAAAAA level as well ... PrepStar three-star selection who was All-Southeast Region selection ... recruited by Tony Elliott and Robbie Caldwell.

**Personal:** His father, also named Tremayne, played high school football in the state of Colorado and was all-state in football and basketball by the Denver Post ... his father played basketball for George Raveling at Southern California and led the Trojans in rebounding as a sophomore and three-point shooting percentage as a junior ... majoring in pre-business.

## #96 MICHAEL BATSON

Original walk-on ... has a 46.0-yard average and 46.0-yard net average on one punt in two games in his career.

**2017:** Has played one game, which came on special teams against Kent State on Sept. 2.

**2016:** Made his debut in the win over Syracuse with a 46-yard punt.

**2015:** Did not appear in a game.

**Before Clemson:** Lettered at Christ Church Episcopal School.

**Personal:** Majoring in production studies in performing arts ... born June 5, 1996.

### BATSON CAREER STATS

Year	G-S	P	Yds	Avg	-20	50+	TB	HB	LG	Net
2016	1-0	1	46	46.0	0	0	0	0	46	46.0
2017	1-0	0	0	---	0	0	0	0	---	---
<b>Totals</b>	<b>2-0</b>	<b>1</b>	<b>46</b>	<b>46.0</b>	<b>0</b>	<b>0</b>	<b>0</b>	<b>0</b>	<b>46</b>	<b>46.0</b>

## #11 SHADELL BELL

Enrolled in January 2015 ... originally signed as a wide receiver, but made the switch to tight end prior to the 2016 season ... has a reception for eight yards and in 61 snaps over 12 games in his career.

**2017:** Has a reception for eight yards in 54 snaps over nine games ... had a reception for eight yards against Kent State on Sept. 2.

**2016:** Made collegiate debut in 59-0 win over SC State ... logged four snaps in win over Syracuse ... logged three snaps in game against South Carolina.

**2015:** Redshirted.

**Before Clemson:** Played in the Semper Fidelis All-American Bowl ... No. 187 player in the nation by Rivals.com ... No. 45 receiver in the nation and No. 42 player in Georgia by ESPN ... No. 46 receiver in the nation and No. 42 player in Georgia by Rivals.com ... named the team's top defensive player as an outside linebacker with 32 tackles, nine tackles for loss, four sacks, two interceptions and a recovered fumble as a senior ... had 37 receptions for 463 yards and seven touchdowns as a junior ... coached by David Edwards ... recruited by Marion Hobby.

**Personal:** Majoring in parks, recreation & tourism management ... born May 1, 1997.

### BELL CAREER STATS

Year	G-S	Snaps	Rec	Yds	Avg	TD	LG
2016	3-0	7	0	0	---	0	---
2017	9-0	54	1	8	8.0	0	8
<b>Totals</b>	<b>12-0</b>	<b>61</b>	<b>1</b>	<b>8</b>	<b>8.0</b>	<b>0</b>	<b>8</b>

## #61 KALEB BEVELLE

Original walk-on ... has three tackles in 24 snaps over five games in his career.

**2017:** Has a tackle in 10 snaps over two games ... played three snaps against Kent State on Sept. 2.

**2016:** Played six snaps at defensive end against SC State ... saw a snap against Syracuse ... played season-high seven snaps versus South Carolina.

**2015:** Did not appear in a game.

**Before Clemson:** Lettered at Apopka High School.

**Personal:** Twin brother, Kelby, is a member of the Tiger football team ... majoring in sports communication ... born July 22, 1994.

### KA. BEVELLE CAREER STATS

Year	G-S	Snaps	Hit	Asst	Tot	TFL	Sacks	Int	QB	PBU	CF-RF
2016	3-0	14	2	0	2	0-0	0-0	0-0	0	0	0-0
2017	2-0	10	1	0	1	0-0	0-0	0-0	0	0	0-0
<b>Totals</b>	<b>5-0</b>	<b>24</b>	<b>3</b>	<b>0</b>	<b>3</b>	<b>0-0</b>	<b>0-0</b>	<b>0-0</b>	<b>0</b>	<b>0</b>	<b>0-0</b>

## #60 KELBY BEVELLE

Original walk-on ... has two knockdowns in 72 snaps over five games in his career.

**2017:** Has a knockdown in 51 snaps over three games ... had a knockdown in 30 snaps against Kent State on Sept. 2 ... played 17 snaps against The Citadel on Nov. 18 ... played four snaps at South Carolina on Nov. 25.

**2016:** Played 15 snaps in the win over SC State, his first collegiate appearance ... saw six snaps in win over Syracuse, with first career knockdown block.

**2015:** Did not appear in a game.

**Before Clemson:** Lettered at Apopka High School.

**Personal:** Twin brother, Kaleb, is a member of the Tiger football team ... majoring in sports communication ... born July 22, 1994.

## #7 AUSTIN BRYANT

Junior defensive end who has been part of Clemson's two-deep rotation at end from 2015 to 2017 ... has 105 tackles, 19.5 tackles for loss, 11 sacks, 18 quarterback pressures, four pass breakups, two caused fumbles and an interception in 1,072 snaps over 35 games (13 starts).

**2017:** First-team All-American by Football Writers Association ... second-team All-American by Walter Camp ... third-team All-American by AP ... Second-Team All-ACC selection ... first-team All-ACC by Phil Steele ... second-team All-ACC by AP ... has 54 tackles, 14.5 tackles for loss, 7.5 sacks, 10 quarterback pres-


sures, two pass breakups, two caused fumble and an interception in 609 snaps over 13 games (13 starts) ... had six tackles in 27 snaps against Kent State on Sept. 2; named team co-defensive player-of-the-game ... had seven tackles and a school-record-tying four sacks in 60 snaps against No. 13 Auburn on Sept. 9; named FWAA/Bronko Nagurski National Defensive Player-of-the-Week; named ACC Defensive Lineman-of-the-Week; named team defensive player-of-the-game ... had five tackles, two tackles for loss, a sack and three quarterback pressures in 51 snaps against Boston College on Sept. 23 ... had five tackles, 2.5 tackles for loss and his first career interception in 46 snaps at No. 12 Virginia Tech on Sept. 30; named team co-defensive player-of-the-game ... had eight tackles, 2.5 tackles for loss and a caused fumble in 36 snaps against Wake Forest on Oct. 7 ... had four tackles and 0.5 sacks in 83 snaps at Syracuse on Oct. 13 ... had six tackles, two tackles for loss, a sack and caused fumble in 31 snaps against Georgia Tech on Oct. 28; named team co-defensive player-of-the-game ... had two tackles and two quarterback pressures in 82 snaps at No. 20 NC State on Nov. 4 ... had two tackles, a sack and pass breakup in 51 snaps against Florida State on Nov. 11 ... had a team-tying-high six tackles and a pass breakup in 39 snaps at South Carolina on Nov. 25.

**2016:** Earned share of the defense's 12th Man Award, along with Marcus Edmond and Scott Pagano ... suffered a foot injury in August camp and missed the first six games of the season ... had 16 tackles, including three for loss and two sacks, in 244 snaps over nine games ... returned to action against NC State, tallying half of a sack in the overtime win in 27 snaps ... posted 1.5 sacks in 27 snaps at Florida State, a 37-34 Tiger victory ... posted three tackles, including half of one for loss, in victory at Wake Forest ... posted half a tackle for loss against Virginia Tech ... saw significant action in both bowl games, including 39 snaps versus Alabama when starter Clelin Ferrell went down with an injury ... broke up a pass and had a quarterback pressure in the win over the Crimson Tide.

**2015:** Logged significant action as a backup to both Kevin Dodd and Shaq Lawson, appearing in 13 games and 219 snaps ... had four quarterback pressures and two special teams tackles, as well as a fumble recovery ... posted five tackles in his debut against Wofford ... tallied nine stops, including one on special teams, in win over Appalachian State ... missed Georgia Tech game with an injury ... notched first career sack at NC State ... knocked down a pass and had key quarterback pressure in win over Florida State ... had half a tackle for loss against Wake Forest ... posted three tackles and a fumble recovery in the ACC Championship Game against North Carolina ... came off the bench to see 63 snaps with Shaq Lawson injured in the Capital One Orange Bowl and contributed eight tackles, including half a sack.

**Before Clemson:** Consensus top-20 player in Georgia ... No. 134 player and No. 15 defensive end in the nation by ESPN ... No. 149 player and No. 11 defensive end in the nation by Rivals.com ... No. 199 player and No. 12 defensive end in the nation by 247Sports.com ... AAAA all-state selection ... had 64 tackles, five sacks and three caused fumbles as a junior ... teammate of running back Adam Choice ... starter on the basketball team ... coached by Bill Shaver ... recruited by Marion Hobby and Danny Pearman.

**Personal:** Majoring in management ... born Nov. 12, 1996.



# TIGER BIOS

## A. BRYANT 2016 GAME-BY-GAME STATS

Date	Opponent	Snap	Hit	Ass	Tot	TFL	Sacks	QP
9-3	at Auburn				DNP			
9-10	Troy				DNP			
9-17	SC State				DNP			
9-22	at Georgia Tech				DNP			
10-1	Louisville				DNP			
10-7	at Boston College				DNP			
10-15	NC State	27	1	2	3	0.5-2	0.5-2	
10-29	at Florida State	27	2	0	2	1.5-11	1.5-11	1
11-5	Syracuse	21	0	0	0			
11-12	Pittsburgh	29	0	1	1			
11-19	at Wake Forest	25	2	1	3	0.5-0		1
11-26	South Carolina	31	1	1	2			
12-3	Virginia Tech	28	1	1	2	0.5-1		
12-31	Ohio State	22	2	1	3			1
1-9	Alabama	39	0	0	0			1
Totals		244	9	7	16	3-14	2-13	4

## A. BRYANT 2017 GAME-BY-GAME STATS

Date	Opponent	Snap	Hit	Ass	Tot	TFL	Sacks	QP
9-2	Kent State	*27	6	0	6			
9-9	Auburn	*60	6	1	7	4-13	4-13	1
9-16	at Louisville	*46	1	0	1			1
9-23	Boston College	*51	4	1	5	2-7	1-6	3
9-30	at Virginia Tech	*46	5	0	5	2.5-10		
10-7	Wake Forest	*36	6	2	8	2.5-6		
10-13	at Syracuse	*83	4	0	4	0.5-4	0.5-4	
10-28	Georgia Tech	*31	5	1	6	2-6	1-4	
11-4	at NC State	*82	2	0	2			2
11-11	Florida State	*51	2	0	2	1-5	1-5	1
11-18	The Citadel	*24	1	1	2			
11-25	at South Carolina	*39	4	2	6			1
12-2	Miami (Fla.)	*33	0	0	0			1
Totals		609	46	8	54	14.5-51	7.5-32	10

\* - start; Note: Had an interception at Virginia Tech; had a caused fumble against Wake Forest; had a caused fumble against Georgia Tech.

## A. BRYANT CAREER STATS

Year	G-S	Snap	Hit	Ass	Tot	TFL	Sacks	Int	QP	PBU	CF-RF
2015	13-0	219	26	9	35	2-18	1.5-17	0-0	4	1	0-0
2016	9-0	244	9	7	16	3-14	2-13	0-0	4	1	0-0
2017	13-13	609	46	8	54	14.5-51	7.5-32	1-0	10	2	2-0
Totals	35-13	1072	81	24	105	19.5-83	11-62	1-0	18	4	2-0

## #2 KELLY BRYANT

Is 257-380 passing for 2,753 yards and 14 touchdowns against seven interceptions in 900 snaps over 25 games (13 starts) in his career ... has completed 67.6 percent of his passes (best mark in Clemson history) and has a 137.0 pass efficiency rating ... has 824 yards and 14 touchdowns on 208 carries.

**2017:** One of 11 finalists for the Manning Award ... one of 16 semifinalists for the Davey O'Brien Award ... is 244-362 passing for 2,678 yards and 13 touchdowns against six interceptions in 816 snaps over 13 games (13 starts) ... has completed 67.4 percent of his passes and has a 138.1 pass efficiency rating ... has 646 yards and 11 touchdowns on 173 carries ... was 16-22 passing for 236 yards and a touchdown along with 77 yards and a touchdown on seven carries against Kent State on Sept. 2; was his first career start; named team offensive player-of-the-game ... was 19-29 passing for 181 yards along with a team-high 59 yards and two touchdowns on 19 carries against No. 13 Auburn on Sept. 9; named team co-offensive player-of-the-game ... was 22-32 passing for 316 yards and a touchdown along with 26 yards and two touchdowns on 18 carries at No. 14 Louisville on Sept. 16; named ACC Offensive Back-of-the-Week; named team co-offensive player-of-the-game ... was 17-26 passing for 140 yards along with 106 yards and two touchdowns on 22 carries against Boston College on Sept. 23 ... was 12-21 passing for 186 yards and a touchdown against no interceptions along with a game-high 94 yards on 19 carries at No. 12 Virginia Tech on Sept. 30; named team offensive player-of-the-game ... was 21-29 passing for 200 yards and a touchdown along with 39 yards on 12 carries against Wake Forest on Oct. 7 ... was 12-17 passing for 116 yards before leaving the game due to injury in the second quarter at Syracuse on Oct. 13 ... was 22-33 passing for 207 yards and two touchdowns against no interceptions along with a team-high 67 yards on 12 carries against Georgia Tech on Oct. 28; named team co-offensive player-of-the-game ... was 20-38 passing for 191 yards and a touchdown, had 88 yards and two touchdowns on 20 carries and had a 45-yard punt at No. 20 NC State on Nov. 4 ... was 20-30 passing for

151 yards along with 60 yards and a touchdown on 19 carries against Florida State on Nov. 11 ... was 17-22 passing for 230 yards and three touchdowns against no interceptions along with five yards on two carries against The Citadel on Nov. 18 ... was 23-34 passing for 272 yards and two touchdowns along with 26 yards on 10 carries at South Carolina on Nov. 25 ... was 23-29 passing for 252 yards and a touchdown against no interceptions along with seven yards and a touchdown on nine carries against No. 7 Miami (Fla.) in the ACC Championship Game on Dec. 2; named ACC Championship Game MVP; named team offensive player-of-the-game.

**2016:** Hit 6-9 passes for 48 yards and a touchdown while also adding a rushing touchdown on 12 carries in four games ... totaled 42 yards and completed 4-5 passes in win over SC State ... played in the win at Boston College, gaining six yards on a run ... completed 2-4 passes for 21 yards in Syracuse win ... rushed for a short touchdown in win over South Carolina.

**2015:** Team's fifth-leading rusher, despite playing as a backup quarterback and in only eight games ... had 156 rushing yards, with two touchdowns ... his 6.8 yards per carry average was best on the team, given a minimum of 20 carries ... completed 3-4 for 19 yards in his debut against Wofford ... ran three times for 17 yards in Appalachian State contest ... played against Georgia Tech and Boston College ... scored two rushing touchdowns at Miami and was a big reason the Tigers had 416 yards on the ground against the Hurricanes ... first career score was on a 59-yard carry ... rushed for team-high 58 yards in win over Wake Forest ... was 10-16 for 95 yards with two touchdown passes and 29 rushing yards in the 2015 Spring Game.

**Before Clemson:** Finalist for Mr. Football in South Carolina as a senior ... Greenville County Player-of-the-Year as a senior ... Shrine Bowl selection ... South Carolina Football Coaches Association Player-of-the-Year as a senior ... all-state, all-region selection as a senior ... led Wren High School to 11 wins and the region title as a senior ... was 231-368 passing for 3,579 yards and 41 touchdowns along with 720 yards and 14 touchdowns on 128 carries as a senior ... had 2,800 passing yards and 28 touchdowns along with 1,200 rushing yards and 19 touchdowns as a junior ... No. 8 dual-threat quarterback in nation by Rivals.com ... No. 11 dual-threat quarterback in the nation by ESPN ... No. 4 player in South Carolina by Rivals.com entering his senior year ... No. 3 player in South Carolina by 247Sports.com ... coached by Jeff Tate ... recruited by Chad Morris.

**Personal:** His cousin, Martavis Bryant, was a wide receiver at Clemson (2011-13) and plays with the Pittsburgh Steelers ... majoring in history ... born Sept. 25, 1996.

## K. BRYANT 2015 GAME-BY-GAME STATS

Date	Opponent	Snap	C-A-I	Yds	TD	Car	Yds	TD	PL	Tot
9-5	Wofford	11	3-4-0	19	0	2	15	0	6	34
9-12	Appalachian State	5	1-1-0	0	0	3	17	0	4	17
9-17	at Louisville									
10-3	Notre Dame									
10-10	Georgia Tech	4	0-0-0	0	0	3	-1	0	3	-1
10-17	Boston College	4	0-0-0	0	0	1	5	0	1	5
10-24	at Miami	18	1-1-0	4	0	5	59	2	6	63
10-31	at NC State									
11-7	Florida State									
11-14	at Syracuse	1	0-0-0	0	0	1	3	0	1	3
11-21	Wake Forest	17	2-3-1	4	0	8	58	0	11	62
11-28	at South Carolina									
12-5	North Carolina	1	0-0-0	0	0	0	0	0	0	0
12-31	Oklahoma									
1-11	Alabama									
Totals		61	7-9-1	27	0	23	156	2	32	183

## K. BRYANT 2016 GAME-BY-GAME STATS

Date	Opponent	Snap	C-A-I	Yds	TD	Car	Yds	TD	PL	Tot
9-3	at Auburn									
9-10	Troy									
9-17	SC State	19	4-5-0	27	1	7	15	0	12	42
9-22	at Georgia Tech									
10-1	Louisville									
10-7	at Boston Coll.	4	0-0-0	0	0	1	6	0	1	6
10-15	NC State									
10-29	at Florida St.									
11-5	Syracuse	12	2-4-0	21	0	2	-4	0	6	17
11-12	Pittsburgh									
11-19	at Wake Forest									
11-26	South Carolina	4	0-0-0	0	0	2	5	1	2	5
12-3	Virginia Tech									
12-31	Ohio State									
1-9	Alabama									
Totals		39	6-9-0	48	1	12	22	1	21	70

## K. BRYANT 2017 GAME-BY-GAME STATS

Date	Opponent	Snap	C-A-I	Yds	TD	Car	Yds	TD	PL	Tot
9-2	Kent State	*48	16-22-1	236	1	7	77	1	29	313
9-9	Auburn	*64	19-29-0	181	0	19	59	2	48	240
9-16	at Louisville	*74	22-32-0	316	1	18	26	2	50	342
9-23	Boston College	*80	17-26-2	140	0	22	106	2	48	246
9-30	at Virginia Tech	*63	12-21-0	186	1	19	94	0	40	280
10-7	Wake Forest	*66	21-29-1	200	1	12	39	0	41	239
10-13	at Syracuse	*29	12-17-0	116	0	4	-8	0	21	108
10-28	Georgia Tech	*70	22-33-0	207	2	12	67	0	45	274
11-4	at NC State	*78	20-38-1	191	1	20	88	2	58	279
11-11	Florida State	*82	20-30-0	151	0	19	60	1	49	211
11-18	The Citadel	*34	17-22-0	230	3	2	5	0	24	235
11-25	at South Carolina	*67	23-34-1	272	2	10	26	0	44	298
12-2	Miami (Fla.)	*61	23-29-0	252	1	9	7	1	38	259
Totals		816	244-362-6	2678	13	173	646	11	535	3324

\* - start; Note: Had a 45-yard punt at NC State.

## K. BRYANT CAREER STATS

Passing										
Year	G-S	Snap	C-A-I	Yds	TD	LG	Pct	Y/A	Y/C	Eff
2015	8-0	61	7-9-1	27	0	10	77.8	3.0	3.9	80.8
2016	4-0	39	6-9-0	48	1	15	66.7	5.3	8.0	148.1
2017	13-13	816	244-362-6	2678	13	79	67.4	7.4	11.0	206.0
Totals	25-13	900	257-380-7	2753	14	79	67.6	7.2	10.7	110.1

Rushing & Total Offense										
Year	Car	Yds	Y/C	Y/G	TD	LG	PL	Tot	TDR	Y/G
2015	23	156	6.8	19.5	2	59	32	183	2	22.9
2016	12	22	1.8	5.5	1	27	21	70	2	17.5
2017	173	646	3.7	49.7	11	47	535	3324	24	255.7
Totals	208	824	4.0	33.0	14	59	588	3577	28	143.1

## #8 DEON CAIN

Junior wide receiver burst onto the scene as one of Clemson's biggest downfield threats in 2015 ... has 124 receptions for 1,965 yards and 20 touchdowns in 1,358 snaps over 41 games (13 starts) in his career ... tied for fourth in Tiger history in receiving touchdowns ... has at least one reception in 36 straight games.

**2017:** Third-Team All-ACC selection ... has 52 receptions for 659 yards and six touchdowns in 604 snaps over 13 games (12 starts) ... had two receptions for a team-tying-high 70 yards and a touchdown against Kent State on Sept. 2 ... had four receptions for 29 yards at No. 14 Louisville on Sept. 16 ... had three receptions for 25 yards against Boston College on Sept. 23 ... had two receptions for 55 yards at No. 12 Virginia Tech on Sept. 30 ... had four receptions for 38 yards and a touchdown against Wake Forest on Oct. 7 ... had a game-high seven receptions for 55 yards at Syracuse on Oct. 13 ... had a team-tying-high four receptions for a team-high 57 yards and a touchdown against Georgia Tech on Oct. 28 ... had a team-high nine receptions for a team-high 84 yards and a touchdown at No. 20 NC State on Nov. 4; named team co-offensive player-of-the-game ... had four receptions for 17 yards against Florida State on Nov. 11 ... had five receptions for 140 yards and a touchdown against The Citadel on Nov. 18 ... had three receptions for 23 yards at South Carolina on Nov. 25 ... had three receptions for 39 yards and a touchdown against No. 7 Miami (Fla.) in the ACC Championship Game on Dec. 2.

**2016:** Second on the team with nine touchdown receptions, part of 38 catches over 15 games and 449 snaps ... averaged team-best 19.1 yards per reception, one of the top season figures in Clemson history ... scored on 23-yard touchdown in the fourth quarter of the win over Troy ... followed the next time out with a 17-yard touchdown reception against SC State ... had breakout performance against No. 3 Louisville, hauling in two long



# TIGER BIOS

touchdown catches from Deshaun Watson ... followed with two touchdown catches at Boston College ... had two grabs for 69 yards at Florida State ... posted two long touchdown catches against Syracuse and hauled in five passes total for 125 yards ... caught touchdown pass in the one-point loss to Pittsburgh ... had two big receptions for 69 yards in ACC Championship Game against Virginia Tech ... had five grabs for 94 yards in the National Championship win over Alabama, including a 43-yard catch and run that sparked the Tigers early.

**2015:** Had 34 catches for 582 yards and five touchdowns in 13 games (one start) ... his 17.1 yards per catch average was best on the team and five touchdown catches tied for third most ... snagged three catches for 36 yards in his first collegiate game ... had two catches for 26 yards in road win at Louisville ... game-high five catches for 96 yards in win over Georgia Tech ... posted two grabs for 97 yards, including a 67-yarder that was a near touchdown at Boston College ... sat out the Miami game for disciplinary reasons ... caught first career touchdown at NC State ... followed with another on a screen pass from 38 yards out the next time out against Florida State ... snagged a 40-yard touchdown catch at Syracuse ... posted an 11-yard touchdown snap against Wake Forest, his fourth straight game with a score ... also threw a 35-yard pass to Hunter Renfrow on his first career attempt ... broke Sammy Watkins' freshman school record with a fifth straight game with a touchdown at South Carolina; hauled in a 55-yarder against the Gamecocks in the second quarter ... posted two catches in the ACC Championship game against North Carolina ... did not appear in the final two games due to suspension.

**Before Clemson:** Consensus top-50 national player who was a quarterback most of his high school career ... his performance in practice and during the U.S. Army All-American Bowl contributed to his ranking spike; he had a 54-yard passing touchdown and 50-yard receiving touchdown in the game ... fourth-highest rated signee entering the ACC in 2015 ... No. 17 player and No. 4 wide receiver in the nation and No. 6 player in Florida by Rivals.com ... No. 18 player and No. 32 wide receiver in the nation and No. 9 player in Florida by 247Sports.com ... No. 25 player and No. 2 wide receiver in the nation and No. 9 player in Florida by ESPN ... No. 46 player and No. 7 wide receiver in the nation and No. 9 player in Florida by Scout.com ... second-team All-American by USA Today ... AAAAAAA first-team all-state ... had 1,892 rushing yards and 19 touchdowns along with five passing touchdowns as a senior ... had 1,900 rushing yards and 13 touchdowns as a junior ... had 1,627 rushing yards and 10 touchdowns as a sophomore ... coached by Jayson Roberts ... recruited by Tony Elliott and Jeff Scott.

**Personal:** Majoring in sports communication ... born Aug. 9, 1996.

## CAIN 2015 GAME-BY-GAME STATS

Date	Opponent	Snaps	Rec	Yds	Avg	TD	LG	Rush
9-5	Wofford	20	3	36	12.0	0	21	0-0
9-12	Appalachian State	15	1	8	8.0	0	8	0-0
9-17	at Louisville	15	2	26	13.0	0	15	0-0
10-3	Notre Dame	*14	0	0	---	0	---	0-0
10-10	Georgia Tech	15	5	96	19.2	0	67	0-0
10-17	Boston College	23	2	97	48.5	0	67	0-0
10-24	at Miami (Fla.)	DNP						
10-31	at NC State	22	3	59	19.7	1	40	0-0
11-7	Florida State	38	3	56	18.7	1	38	0-0
11-14	at Syracuse	35	4	67	16.8	1	40	0-0
11-21	Wake Forest	49	4	29	7.3	1	16	0-0
11-28	at South Carolina	32	5	96	19.2	1	55	1(-5)
12-5	North Carolina	27	2	12	6.0	0	8	
12-31	Oklahoma	DNP						
1-11	Alabama	DNP						
<b>Totals</b>		<b>305</b>	<b>34</b>	<b>582</b>	<b>17.1</b>	<b>5</b>	<b>67</b>	<b>1(-5)</b>

\* - start; Had a completion for 35 yards against Wake Forest.

## CAIN 2016 GAME-BY-GAME STATS

Date	Opponent	Snaps	Rec	Yds	Avg	TD	LG	Rush
9-3	at Auburn	36	1	1	1.0	0	1	0-0
9-10	Troy	36	2	37	18.5	1	23	0-0
9-17	SC State	21	2	33	16.5	1	17	0-0
9-22	at Georgia Tech	28	1	1	1.0	0	1	0-0
10-1	Louisville	25	4	98	24.5	2	37	0-0
10-7	at Boston College	35	3	68	22.7	2	29	0-0
10-15	NC State	30	2	17	8.5	0	9	0-0
10-29	at Florida State	33	2	69	34.5	0	40	0-0
11-5	Syracuse	25	5	125	25.0	2	65	0-0
11-12	Pittsburgh	30	3	45	15.0	1	27	0-0
11-19	at Wake Forest	20	3	20	6.7	0	17	0-0
11-26	South Carolina	30	2	38	19.0	0	25	0-0
12-3	Virginia Tech	23	2	69	34.5	0	39	0-0
12-31	Ohio State	40	1	9	9.0	0	9	0-0
1-9	Alabama	37	5	94	18.8	0	43	0-0
<b>Totals</b>		<b>449</b>	<b>38</b>	<b>724</b>	<b>19.1</b>	<b>9</b>	<b>65</b>	<b>0-0</b>

## CAIN 2017 GAME-BY-GAME STATS

Date	Opponent	Snaps	Rec	Yds	Avg	TD	LG	
9-2	Kent State	*23	2	70	35.0	1	61	
9-9	Auburn	*56	2	27	13.5	0	20	
9-16	at Louisville	*46	4	29	7.3	0	11	
9-23	Boston College	54	3	25	8.3	0	10	
9-30	at Virginia Tech	*46	2	55	27.5	0	35	
10-7	Wake Forest	*44	4	38	9.5	1	28	
10-13	at Syracuse	*53	7	55	7.9	0	10	
10-28	Georgia Tech	*40	4	57	14.3	1	38	
11-4	at NC State	*63	9	84	9.3	1	15	
11-11	Florida State	*66	4	17	4.3	0	9	
11-18	The Citadel	*24	5	140	28.0	1	53	
11-25	at South Carolina	*42	3	23	7.7	0	13	
12-2	Miami (Fla.)	*47	3	39	13.0	1	27	
<b>Totals</b>		<b>604</b>	<b>52</b>	<b>659</b>	<b>12.7</b>	<b>6</b>	<b>61</b>	

\* - start

## CAIN CAREER STATS

Year	G-S	Snaps	Rec	Yds	Avg	TD	LG	Cat	Yds	TD	LG
2015	13-1	305	34	582	17.1	5	67	1	-5	0	-5
2016	15-0	449	38	724	19.1	9	65	0	0	0	--
2017	13-12	604	52	659	12.7	6	61	0	0	0	--
<b>Totals</b>	<b>41-13</b>	<b>1358</b>	<b>124</b>	<b>1965</b>	<b>15.8</b>	<b>20</b>	<b>67</b>	<b>1</b>	<b>-5</b>	<b>0</b>	<b>-5</b>

## #31 RYAN CARTER

Has 80 tackles, 8.5 tackles for loss, a sack, two quarterback pressures, four interceptions for 29 yards and a touchdown, 19 pass breakups, a caused fumble and recovered fumble in 1,489 snaps over 54 games (28 starts) in his career.

**2017:** Honorable Mention All-ACC selection ... has 28 tackles, two tackles for loss, a quarterback pressure, three interceptions for 12 yards and a touchdown, 10 pass breakups and a caused fumble in 629 snaps over 13 games (13 starts) ... had a pass breakup in 15 snaps against Kent State on Sept. 2 ... had five tackles and a pass breakup in 61 snaps against No. 13 Auburn on Sept. 9 ... had three tackles in 45 snaps against Boston College on Sept. 23 ... had two tackles and two pass breakups in 63 snaps at No. 12 Virginia Tech on Sept. 30 ... had a tackle and pass breakup in 84 snaps at Syracuse on Oct. 13 ... had two tackles and a tackle for loss in 57 snaps against Georgia Tech on Oct. 28; named team co-defensive player-of-the-game ... had four tackles, a tackle for loss, an interception and a team-high three pass breakups in 78 snaps at No. 20 NC State on Nov. 4 ... had two tackles and a pass breakup in 35 snaps against Florida State on Nov. 11 ... had four tackles and a 12-yard interception return for a touchdown in 56 snaps at South Carolina on Nov. 25; shortest interception return for a touchdown in Clemson history; named team defensive player-of-the-game ... had a tackle, interception, pass breakup and caused fumble in 39 snaps against No. 7 Miami (Fla.) in the ACC Championship Game on Dec. 2; named team co-defensive player-of-the-game.

**2016:** Earned defense's Iron Man Award ... produced 29 tackles, 5.5 tackles for loss, seven pass breakups and an interception in 15 games (13 starts) ... saw career-high 624 snaps, well over his combined career total entering the season ... earned start at cornerback against Auburn and graded over 90 percent in his 33 snaps ... played 34 snaps against Troy ... had first career sack against Georgia Tech, a big reason the Tigers held the Yellow Jackets to just 124 total yards ... was co-defensive player of the game for the Tigers ... had half a tackle for loss in game against No. 3 Louisville ... posted a tackle for loss and pass breakup in win at Boston College ... had

two pass breakups and a tackle for loss in win over NC State ... tallied first career interception against Syracuse ... posted two pass breakups and a tackle for loss against Pittsburgh ... notched a pass deflection against Virginia Tech, to go along with three tackles.

**2015:** Appeared in 14 games, with two starts ... had 23 tackles and two pass breakups in 233 snaps ... earned first career takeaway against Appalachian State, with a recovered fumble ... was in on career-high 31 snaps against Louisville, tallying four stops ... posted a PBU in the win over Notre Dame ... posted first career tackle for loss against Wake Forest ... earned first career start in the ACC Championship Game, where he contributed five tackles ... also started the Orange Bowl win over Oklahoma, contributing three tackles in 47 snaps.

**2014:** Had three tackles in three snaps over 12 games ... had one tackle in three snaps against SC State on Sept. 6; it was his first career game ... had a special teams tackle against Syracuse on Oct. 25.

**2013:** Redshirted.

**Before Clemson:** Rated as the No. 31 cornerback in the nation and No. 61 player in Georgia by ESPN ... helped Grayson High School to a 10-2 record and a No. 5 final state ranking ... had 49 receptions for 1,112 yards and 10 touchdowns as a senior ... had 10 receptions for 266 yards and three touchdowns as a junior ... helped his team to a 15-0 record and a state championship as a junior ... teammate of Wayne Gallman in high school ... coached by Mickey Conn at Grayson High; Conn was a roommate of Head Coach Dabo Swinney at Alabama, and is now on Clemson's staff ... recruited by Tony Elliott.

**Personal:** Graduated with a degree in sociology ... born Nov. 4, 1994

## CARTER 2015 GAME-BY-GAME STATS

Date	Opponent	Snaps	Hit	Ast	Tot	TFL	Int	PBU
9-5	Wofford	15	1	1	2			
9-12	Appalachian State	30	1	0	1			1
9-17	at Louisville	31	4	0	4			
10-3	Notre Dame	19	0	0	0			1
10-10	Georgia Tech	0	0	0	0			
10-17	Boston College	DNP						
10-24	at Miami (Fla.)	13	1	0	1			
10-31	at NC State	0	0	0	0			
11-7	Florida State	0	0	0	0			
11-14	at Syracuse	0	0	0	0			
11-21	Wake Forest	16	3	1	4	1-2		
11-28	at South Carolina	0	0	0	0			
12-5	North Carolina	*62	3	2	5			
12-31	Oklahoma	*47	2	1	3			
1-11	Alabama	0	0	0	0			
<b>Totals</b>		<b>233</b>	<b>15</b>	<b>5</b>	<b>20</b>	<b>1-2</b>	<b>2</b>	

\* - start; Note: Had a recovered fumble against Appalachian State.

## CARTER 2016 GAME-BY-GAME STATS

Date	Opponent	Snaps	Hit	Ast	Tot	TFL	Int	PBU
9-3	at Auburn	*33	1	0	1			
9-10	Troy	34	1	0	1			
9-17	SC State	17	2	0	2			
9-22	at Georgia Tech	*42	2	0	2	2-20		
10-1	Louisville	*55	2	1	3	0.5-3		
10-7	at Boston College	*38	1	0	1	1-1	1	
10-15	NC State	*66	1	1	2	1.5	2	
10-29	at Florida State	*41	2	0	2			
11-5	Syracuse	*32	3	0	3			
11-12	Pittsburgh	*60	2	1	3	1-2	1-17	2
11-19	at Wake Forest	*35	2	0	2			
11-26	South Carolina	*19	1	0	1			1
12-3	Virginia Tech	*53	3	0	3			1
12-31	Ohio State	*40	2	0	2			
1-9	Alabama	*59	1	0	1			
<b>Totals</b>		<b>624</b>	<b>26</b>	<b>3</b>	<b>29</b>	<b>5.5-31</b>	<b>1-17</b>	<b>7</b>

\* - start

## CARTER 2017 GAME-BY-GAME STATS

Date	Opponent	Snaps	Hit	Ast	Tot	TFL	Int	PBU
9-2	Kent State	*15	0	0	0			1
9-9	Auburn	*61	5	0	5			1
9-16	at Louisville	*36	2	0	2			
9-23	Boston College	*45	3	0	3			
9-30	at Virginia Tech	*63	2	0	2			2
10-7	Wake Forest	*31	2	0	2			
10-13	at Syracuse	*84	0	1	1			1
10-28	Georgia Tech	*57	2	0	2	1-6		
11-4	at NC State	*78	4	0	4	1-1	1-0	3
11-11	Florida State	*35	2	0	2			1
11-18	The Citadel	*29	0	0	0			
11-25	at South Carolina	*56	3	1	4		1-12	
12-2	Miami (Fla.)	*39	1	0	1		1-0	1
<b>Totals</b>		<b>629</b>	<b>26</b>	<b>2</b>	<b>28</b>	<b>2-7</b>	<b>3-12</b>	<b>10</b>

\* - start; Note: Had a 12-yard interception return for a touchdown at South Carolina; had a caused fumble against Miami (Fla.).



# TIGER BIOS

## CARTER CAREER STATS

Year	G-S	Snap	Hit	Ass	Tot	TFL	Sacks	Int	QP	PBU	CF-RF
2014	12-0	3	2	1	3	0-0	0-0	0	0	0	0-0
2015	14-2	233	15	5	20	1-2	0-0	0	1	2	0-1
2016	15-13	624	26	3	29	5.5-31	1-16	1-17	0	7	0-0
2017	13-13	629	26	2	28	2-7	0-0	3-12	1	10	1-0
<b>Totals</b>	<b>54-28</b>	<b>1489</b>	<b>69</b>	<b>11</b>	<b>80</b>	<b>8.5-40</b>	<b>1-16</b>	<b>4-29</b>	<b>2</b>	<b>19</b>	<b>1-1</b>

## #59 GAGE CERVENKA

Redshirted as a defensive tackle before switching to offensive line in August 2016 ... has served as the backup center during the entire 2017 season ... has a knockdown in 162 snaps over 16 games in his career.

**2017:** Has a knockdown in 101 snaps over 10 games ... played 16 snaps against Kent State on Sept. 2 ... played seven snaps at No. 14 Louisville on Sept. 16 ... played four snaps against Boston College on Sept. 23 ... played two snaps at No. 12 Virginia Tech on Sept. 30 ... played nine snaps against Wake Forest on Oct. 7 ... played five snaps against Georgia Tech on Oct. 28 ... played three snaps against Florida State on Nov. 11 ... played 32 snaps against The Citadel on Nov. 18 ... had a knockdown in seven snaps at South Carolina on Nov. 25 ... played 16 snaps against No. 7 Miami (Fla.) in the ACC Championship Game on Dec. 2.

**2016:** Logged 61 snaps in six games ... made collegiate debut against SC State, posting an 86 percent grade in 21 snaps ... logged nine snaps at Boston College ... saw six snaps of action in win over Syracuse ... played a couple of snaps at Wake Forest ... logged 15 snaps against South Carolina and graded 87 percent ... saw eight snaps in the Fiesta Bowl win over Ohio State.

**2015:** Redshirted.

**Before Clemson:** Rated among the top-15 players in South Carolina by all services ... No. 26 defensive tackle in the nation and No. 8 player in South Carolina by ESPN ... No. 12 player in South Carolina by Scout.com ... No. 12 player in South Carolina by 247Sports.com ... No. 14 player in South Carolina by Rivals.com ... led Emerald High School to a 10-4 record and the state playoffs as a senior ... had 100 tackles and 28 tackles for loss as a junior ... first-team all-state ... one of the top wrestlers in the state who was a four-time state champion ... lost only one wrestling match (199-1) ... only loss was freshman year ... only four-time state heavyweight champion in South Carolina history ... coached by Tim McMahon ... recruited by Dan Brooks and Mike Reed.

**Personal:** Majoring in justice studies ... born June 22, 1997.

## #25 J.C. CHALK

Has served as a reserve tight end in his first active season in 2017.

**2017:** Has two receptions for 19 yards in 46 snaps over nine games ... had two receptions for 19 yards against Kent State on Sept. 2.

**2016:** Redshirted.

**Before Clemson:** Had solid senior year with 48 receptions for 545 yards and seven touchdowns ... played in the Semper Fidelis All-American Bowl in California ... first-team unanimous all-district choice as a junior and a senior ... helped his team to 14-2 record and berth in state championship game ... in 2014, he had 36 catches for 486 yards and seven touchdowns ... team finished with 15-1 record and a berth in state championship game ... in 2013, he had 7 catches for 90 yards ... team finished 16-0 and won the state championship ... finished his career with 91 catches for 1031 yards and 14 touchdowns ... also an outstanding basketball player, starter in the front court each of the last two years ... as a junior helped team to state title game on the hardwood ... lost one basketball game and one football game during the 2014-15 academic year ... played his high school football for Todd Rodgers ... narrowed his college choices to Clemson, Texas A&M, Texas and Mississippi ... recruited by Danny Pearman.

**Personal:** Grandson of former Alabama coach Gene Stallings, who coached Dabo Swinney at Alabama ... first met Swinney in the third grade when he was at a reunion for the 1992 Alabama National Championship team ... Clemson tight ends coach Danny Pearman also coached under his grandfather ... majoring in agribusiness.

## CHALK CAREER STATS

Year	G-S	Snap	Rec	Yds	Avg	TD	LG
2017	9-0	46	2	19	9.5	0	18

## #18 T.J. CHASE

Has been a third-string wide receiver in his first active season in 2017.

**2017:** Has five receptions for 35 yards and a touchdown in 170 snaps over 13 games ... had two receptions for 18 yards and his first career touchdowns against The Citadel on Nov. 18.

**2016:** Redshirted.

**Before Clemson:** Rated the No. 115 overall player in the nation and the 10th best player in Florida by Rivals.com ... among 247 Sports top 200 as well ... played in the Semper Fidelis All-American Bowl ... all-conference, all-district and Tampa Bay Times All-County ... honorable mention all-state ... four-year player in high school ... played his freshman, sophomore and senior years at Plant City and his junior year at IMG Academy ... as a senior had 32 receptions for 593 yards and nine touchdowns ... had at least one touchdown reception in each of his last seven games as a senior ... also played on defense as a senior and had 79 tackles, including 13 stops against Lennard High School ... starter at wide receiver and free safety in 2015 ... had two interceptions and nine passes defended as a senior ... had an interception return for a score and a receiving score against Tampa Bay Tech as a senior ... as a junior at IMG, had 25-521 and five touchdowns ... as a sophomore at Plant City had 28-562 and four scores ... also had three interceptions as a sophomore ... as a freshman had 19-466 and a touchdown ... for his high school career, had 104 receptions for 2142 yards and 19 touchdowns ... that is 20.6 yards per reception ... had 23 total touchdowns in his high school career ... played at Plant City High for Greg Meyer ... played for former Florida State quarterback Chris Weinke at IMG as a junior ... Plant City finished the 2015 season with an 11-2 record, the best season in the history of the school ... also played basketball at Plant City ... selected Clemson over offers from Florida State, Florida, Georgia and Notre Dame ... recruited by Jeff Scott and Tony Elliott.

**Personal:** Majoring in parks, recreation & tourism management.

## CHASE 2017 GAME-BY-GAME STATS

Date	Opponent	Snap	Rec	Yds	Avg	TD	LG
9-2	Kent State	26	0	0	---	0	---
9-9	Auburn	4	0	0	---	0	---
9-16	at Louisville	17	0	0	---	0	---
9-23	Boston College	11	0	0	---	0	---
9-30	at Virginia Tech	10	0	0	---	0	---
10-7	Wake Forest	20	1	5	5.0	0	5
10-13	at Syracuse	0	0	0	---	0	---
10-28	Georgia Tech	15	0	0	---	0	---
11-4	at NC State	5	1	6	6.0	0	6
11-11	Florida State	6	0	0	---	0	---
11-18	The Citadel	22	2	18	9.0	1	13
11-25	at South Carolina	18	0	0	---	0	---
12-2	Miami (Fla.)	16	1	6	6.0	0	6
<b>Totals</b>		<b>170</b>	<b>5</b>	<b>35</b>	<b>7.0</b>	<b>1</b>	<b>13</b>

## CHASE CAREER STATS

Year	G-S	Snap	Rec	Yds	Avg	TD	LG
2017	13-0	170	5	35	7.0	1	13

## #26 ADAM CHOICE

Redshirt junior was one of the team's top running backs during the first half of 2014 before suffering a season-ending knee injury at Boston College ... redshirted the 2015 season and returned as one of the

backup running backs in 2016 ... has 688 yards and seven touchdowns on 157 carries along with 21 receptions for 176 yards in 323 snaps over 29 games in his career.

**2017:** Has 312 yards and six touchdowns on 62 carries along with eight receptions for 48 yards in 153 snaps over 12 games ... had 20 yards and a touchdown on four carries and an eight-yard reception against Kent State on Sept. 2 ... had 47 yards and a touchdown on four carries at No. 14 Louisville on Sept. 16 ... had 26 yards and the go-ahead touchdown in the fourth quarter on six carries against Boston College on Sept. 23 ... had 26 yards and a touchdown on seven carries and two receptions for eight yards against Wake Forest on Oct. 7 ... had 12 yards on three carries at Syracuse on Oct. 13 ... had 54 yards on eight carries and a seven-yard reception against Georgia Tech on Oct. 28 ... had 40 yards and a touchdown on seven carries and a four-yard reception against Florida State on Nov. 11 ... had 39 yards on seven carries at South Carolina on Nov. 25 ... had 21 yards and a touchdown on seven carries and an 11-yard reception against No. 7 Miami (Fla.) in the ACC Championship Game on Dec. 2.

**2016:** Had 158 rushing yards on 45 carries in 11 games ... added 38 yards on four receptions ... returned to game action at Auburn, where he posted seven yards on three carries ... broke a 16-yard run at Georgia Tech ... posted 18 total yards in win at Boston College ... posted six rushes for 22 yards in game against Syracuse ... posted 34 yards on six carries at Wake Forest.

**2015:** Redshirted.

**2014:** Had 218 yards and one touchdown on 50 carries along with nine receptions for 90 yards in 130 snaps over six games ... had 74 yards and a touchdown on 12 carries and two receptions for 15 yards against SC State on Sept. 6; it was his first career game ... had nine yards on six carries and a team-high four receptions for 46 yards at No. 1 Florida State on Sept. 20 ... had 56 yards on nine carries and two receptions for 21 yards against NC State on Oct. 4 ... had a game-high 61 yards on 16 carries and an eight-yard reception against Louisville on Oct. 11 ... had 13 yards on four carries before suffering a season-ending torn ACL at Boston College on Oct. 18.

**Before Clemson:** Top-125 player and No. 10 running back in the nation and No. 7 player in Georgia by Rivals.com ... option quarterback at Thomas County Central High School who started for three years and finished as the school's all-time leading rusher (5,095) ... second-team All-State as a junior ... had a region-high 1,521 yards and 14 touchdowns on 191 carries in 10 games as a senior; had at least 100 yards in every game but one and had two 200-yard games ... was 31-57 passing for 522 yards and seven touchdowns against only one interception as a senior ... had a season-high 258 rushing yards in just three quarters against Harris County High School as a senior ... first-team all-state as a junior ... had 1,658 rushing yards and 23 touchdowns as a junior ... had 1,622 rushing yards and 19 touchdowns as a sophomore ... had a career-high 314 rushing yards against Lee County High School as a sophomore ... outstanding baseball player who made the national finals of the MLB Pitch, Hit & Throw Competition at Yankee Stadium in 2008; just 12 years old at the time, he fielded flyballs during the home run hitting competition at the All-Star Game ... coached by Bill Shaver at Thomas County Central High School ... recruited by Danny Pearman.

**Personal:** His cousin, Tashard Choice, was a running back at Georgia Tech and played in the NFL ... his uncle, Joe Burns, was a running back at Georgia Tech and played with the Buffalo Bills ... majoring in psychology ... born Nov. 30, 1995.

## CHOICE 2014 GAME-BY-GAME STATS

Date	Opponent	Snap	Car	Yds	Avg	TD	Rec	Yds	TD
8-30	at Georgia								
9-6	SC State	29	12	74	6.2	1	2	15	0
9-20	at Florida State	13	6	9	1.5	0	4	46	0
9-27	North Carolina	12	3	5	1.7	0	0	0	0
10-4	NC State	22	9	56	6.2	0	2	21	0
10-11	Louisville	45	16	61	3.8	0	1	8	0
10-18	at Boston College	9	4	13	3.3	0	0	0	0
10-25	Syracuse								
11-6	at Wake Forest								
11-15	at Georgia Tech								
11-22	Georgia State								
11-29	South Carolina								
12-29	Oklahoma								
Totals		130	50	218	4.4	1	9	90	0

## CHOICE 2016 GAME-BY-GAME STATS

Date	Opponent	Snap	Car	Yds	Avg	TD	Rec	Yds	TD
9-3	at Auburn	5	3	7	2.3	0	0	0	0
9-10	Troy	15	3	10	3.3	0	0	0	0
9-17	SC State	16	5	9	1.8	0	1	16	0
9-22	at Georgia Tech	14	4	26	6.5	0	1	5	0
10-1	Louisville	5	0	0	--	0	0	0	0
10-7	at Boston College	10	5	12	2.4	0	1	6	0
10-15	NC State	17	5	14	2.8	0	0	0	0
10-29	at Florida State								
11-5	Syracuse	18	6	22	3.7	0	1	11	0
11-12	Pittsburgh								
11-19	at Wake Forest	6	6	34	5.7	0	0	0	0
11-26	South Carolina	9	4	8	2.0	0	0	0	0
12-3	Virginia Tech								
12-31	Ohio State	5	4	16	4.0	0	0	0	0
1-9	Alabama								
Totals		120	45	158	3.5	0	4	38	0

## CHOICE 2017 GAME-BY-GAME STATS

Date	Opponent	Snap	Car	Yds	Avg	TD	Rec	Yds	TD
9-2	Kent State	12	4	20	5.0	1	1	8	0
9-9	Auburn	21	7	17	2.4	0	1	4	0
9-16	at Louisville	9	4	47	11.8	1	0	0	0
9-23	Boston College	12	6	26	4.3	1	0	0	0
9-30	at Virginia Tech	0	0	0	--	0	0	0	0
10-7	Wake Forest	15	7	26	3.7	1	2	8	0
10-13	at Syracuse	10	3	12	4.0	0	0	0	0
10-28	Georgia Tech	21	8	54	6.8	0	1	7	0
11-4	at NC State								
11-11	Florida State	20	7	40	5.7	1	1	4	0
11-18	The Citadel	10	2	10	5.0	0	1	6	0
11-25	at South Carolina	11	7	39	5.6	0	0	0	0
12-2	Miami (Fla.)	12	7	21	3.0	1	1	11	0
Totals		153	62	312	5.0	6	8	48	0

## CHOICE CAREER STATS

Year	G-S	Snap	Car	Yds	Avg	TD	LG	Rec	Yds	TD
2014	6-0	50	50	218	4.4	1	34	9	90	0
2016	11-0	120	45	158	3.5	0	16	4	38	0
2017	12-0	153	62	312	5.0	6	39	8	48	0
Totals	29-0	323	157	688	4.4	7	39	21	176	0

## #6 ZERRICK COOPER

Has served as a backup quarterback during his first active season in 2017.

**2017:** Is 25-41 passing for 256 yards and two touchdowns against no interceptions in 104 snaps over 10 games ... has completed 61. percent of his passes and has a 129.5 pass efficiency rating ... has 18 yards on 10 carries ... was 4-6 passing for 37 yards and a touchdown along with an 11-yard carry against Kent State on Sept. 2 ... was 10-14 passing for 88 yards at Syracuse on Oct. 13 ... was 7-11 passing for 105 yards and a touchdown against no interceptions along with eight yards on two carries against The Citadel on Nov. 18.

**2016:** Redshirted.

**Before Clemson:** Rated among the top 300 overall players in the nation by ESPN, 247 sports, Rivals and Scout ... listed as fourth best overall prospect in Georgia by ESPN ... ninth-best quarterback prospect in the nation by ESPN ... seventh-best quarterback in the nation by 247 Sports ... played quarterback and safety at Jonesboro High School ... completed 161-267 passes for 2,039 yards and 21 touchdowns in 2015 ... threw just four interceptions ... helped team to a 11-2 record and the quarterfinals of the state playoffs ... also added 359 yards rushing ... named the Region 4 Player of the Year ... also all-county and honorable mention all-state ... injured as a junior, but a part time starter as a sophomore when he completed 86-155 passes for 1200 yards and eight scores ... also starter on the basketball team as a senior, he was key reserve as a sophomore. ... played his high school football for De'Timothy Floyd

... selected Clemson over offers from Florida and Kentucky ... recruited by Mike Reed and Brandon Streeter.

**Personal:** Majoring in parks, recreation & tourism management.

## COOPER 2017 GAME-BY-GAME STATS

Date	Opponent	Snap	C-A-I	Yds	TD	Car	Yds	TD	PL	Tot
9-2	Kent State	14	4-6-0	37	1	11	0	7	48	
9-9	Auburn	4	1-2-0	4	0	1	0	0	3	4
9-16	at Louisville	4	0-0-0	0	0	0	0	0	0	0
9-23	Boston College	4	0-0-0	0	0	0	0	0	0	0
9-30	at Virginia Tech	2	0-0-0	0	0	0	0	0	0	0
10-7	Wake Forest	16	2-6-0	16	0	0	0	0	6	16
10-13	at Syracuse	29	10-14-0	88	0	5	-10	0	19	78
10-28	Georgia Tech									
11-4	at NC State									
11-11	Florida State									
11-18	The Citadel	18	7-11-0	105	1	2	8	0	13	113
11-25	at South Carolina	4	0-0-0	0	0	1	9	0	1	9
12-2	Miami (Fla.)	9	1-2-0	6	0	0	0	0	2	6
Totals		104	25-41-0	256	2	10	18	0	51	274

## COOPER CAREER STATS

Year	G-S	Snap	C-A-I	Yds	TD	LG	Pct	Y/A	Y/C	Y/G	Eff
2017	10-0	104	25-41-0	256	2	39	61.0	6.2	10.2	25.6	129.5

Year	Car	Yds	Y/C	Y/G	TD	LG	PL	Tot	TDR	Y/G
2017	10	18	1.8	1.8	0	11	51	274	2	27.4

## #89 DREW COSTA

Original walk-on who tried out for the team years ago, but an injury prevented him from making the team.

**2017:** Is 1-2 on extra points for a point in one game ... joined the team in mid October ... kicked an extra point in his first career game against The Citadel on Nov. 18.

**Before Clemson:** Lettered at Bishop England High School ... two-time all-state selection in football and was an all-state pick in soccer ... member of the football state championship team as a junior and senior ... member of the state championship soccer team as a sophomore and senior.

**Personal:** Majoring in bioengineering ... born July 11, 1995.

## COSTA CAREER STATS

Year	G-S	11-29	30-39	40-49	50+	Total	HB	LG	PAT	Pts
2017	1-0	0-0	0-0	0-0	0-0	0-0	0	--	1-2	1

## #32 KYLE COTE

Original walk-on who has been a contributor on punt coverage in 2016 and 2017 ... has six tackles, all on special teams, in 21 games in his career.

**2017:** Has four tackles, all on special teams, in 13 games ... had a team-high two special teams tackles at Syracuse on Oct. 13 ... had two special teams tackles against No. 7 Miami (Fla.) in the ACC Championship Game on Dec. 2.

**2016:** Had two tackles in eight games ... made a splash in win over SC State with a huge hit on special teams ... appeared on punt team the last half of the season ... recorded a tackle on a fake punt attempt by South Carolina, part of a big first quarter defensively for the Tigers.

**2015:** Did not appear in a game.

**Before Clemson:** Lettered at Daniel High School.

**Personal:** His brother, Peter, is a freshman safety on the 2017 Clemson football team ... majoring in financial management ... born April 22, 1996.

## K. COTE CAREER STATS

Year	G-S	Snap	Hit	Asst	Tot	TFL	Sacks	Int	QP	PBU	CF-RF
2016	8-0	0	1	1	2	0-0	0-0	0-0	0	0	0-0
2017	13-0	0	4	0	4	0-0	0-0	0-0	0	0	0-0
Totals	21-0	0	5	1	6	0-0	0-0	0-0	0	0	0-0

## #55 TYRONE CROWDER

Senior who has earned three all-conference honors in his career, including first-team honors in 2016 and 2017 ... has 62 knockdowns in 2,370 snaps over 47 games (40 starts) in his career.

**2017:** Third-team All-American by AP ... honorable mention All-American by College Football News ... First-Team All-ACC selection ... first-team All-ACC by AP ... second-team All-ACC by Phil Steele ... has 16 knockdowns in 537 snaps over 13 games (12 starts) ... played 37 snaps against Kent State on Sept. 2 ... had three knockdowns in 49 snaps against No. 13 Auburn on Sept. 9 ... had two knockdowns in 54 snaps at No. 14 Louisville on Sept. 16 ... played 54 snaps against Boston College on Sept. 23; named team co-offensive player-of-the-game ... had a knockdown in 38 snaps at No. 12 Virginia Tech on Sept. 30 ... had a team-high three knockdowns in 57 snaps against Wake Forest on Oct. 7 ... played 40 snaps at Syracuse on Oct. 13 ... had a knockdown in 43 snaps against Georgia Tech on Oct. 28 ... had a team-tying-high three knockdowns in 45 snaps at No. 20 NC State on Nov. 4 ... had a team-high two knockdowns in 48 snaps against Florida State on Nov. 11 ... played 13 snaps against The Citadel on Nov. 18 ... played 29 snaps at South Carolina on Nov. 25 ... had a knockdown in 30 snaps against No. 7 Miami (Fla.) in the ACC Championship Game on Dec. 2.

**2016:** First-team All-ACC (media, coaches) ... had 25 knockdowns in 869 snaps over 15 games (15 starts) ... did not allow a sack all season ... posted an 83 percent grade in 81 snaps of Clemson's opening win at Auburn ... graded 90 percent in only 20 snaps in rout of SC State ... graded 91 percent in 54 snaps of the win over No. 3 Louisville ... played 28 snaps at Boston College, grading 93 percent ... also posted 93 percent grade at Florida State, with two knockdown blocks ... named ACC Offensive Lineman of the Week for his efforts ... graded 86 percent in win over Syracuse ... collected three knockdowns with a 90 percent grade against Pittsburgh ... graded 89 percent with two knockdowns at Wake Forest ... had two knockdowns with a 90 percent grade in 48 snaps against South Carolina ... graded 89 percent in 61 snaps against Virginia Tech ... posted two knockdowns in 54 snaps in Fiesta Bowl victory over Ohio State ... had three knockdowns in 76 snaps of National Championship win over Alabama.

**2015:** Third-team All-ACC (media, coaches) ... had 16 knockdowns in 761 snaps over 13 games (12 starts) ... big reason the Tigers posted 11 straight games with at least 500 yards of total offense to finish the season ... graded 91 percent in the opener against Wofford ... followed with an 89 percent mark against Appalachian State ... had three knockdown blocks in win at Louisville ... graded 86 percent with three knockdowns in playing all 65 snaps against No. 6 Notre Dame ... named co-offensive player-of-the-game by the coaches ... posted 87 percent effort against Boston College ... graded 89 percent and helped pave way for 416-yard rushing effort at Miami ... suffered toe injury just two snaps into the Florida State game ... missed games against Syracuse and Wake Forest ... returned at South Carolina and logged 54 snaps, with a 91 percent grade ... started ACC Championship Game, playing 62 snaps with a 91 percent effort ... posted two knockdowns with an 88 percent grade in 89 snaps against Oklahoma in the Capital One Orange Bowl ... played all 85 snaps of the National Championship Game against Alabama and contributed an 87 percent grade with a knockdown block.

**2014:** Had five knockdowns in 203 snaps over six games (one start) ... played 39 snaps against SC State on Sept. 6 ... played 25 snaps against NC State on Oct. 4 ... had three knockdowns in 62 snaps against Syracuse on Oct. 25 ... played 20 snaps at Wake Forest on Nov. 6; it was his first career start ... had one knockdown in 23 snaps against Georgia State on Nov. 22 ... had one knockdown in 34 snaps against No. 24 Oklahoma in the Russell Athletic Bowl on Dec. 29.

**2013:** Redshirted.

**Before Clemson:** Selected to play in the Under Armour All-American game in Florida and the Shrine Bowl of the Carolinas ... all-state selection by MaxPreps ... No. 125 prospect in the nation by ESPN ... No. 5 offensive

# TIGER BIOS

guard in the nation and No. 3 player in North Carolina by ESPN ... No. 4 offensive guard in the nation by Scout.com ... No. 5 player in North Carolina by Charlotte Observer ... No. 184 player in the nation, No. 11 offensive guard in the nation and No. 5 player in North Carolina by Rivals.com ... No. 161 player in the nation, No. 8 offensive guard in the nation, No. 4 in North Carolina by 247Sports.com ... No. 14 offensive guard in the nation by MaxPreps ... played at Greer (S.C.) High School as a freshman before moving to the Rockingham (N.C.) area ... helped Richmond Senior to an 11-2 record as a senior ... had 119 pancake blocks as a senior and 89 as a junior ... member of the track & field team ... from the same hometown as former Clemson wide receiver Tony Horne (1994-97), who went on to be an All-Pro in the NFL ... coached by Paul Hoggard at Richmond Senior High School ... recruited by Dan Brooks and Robbie Caldwell.

**Personal:** Cousin of former Tiger Stephone Anthony (2011-14) ... graduated with a degree in sociology ... born July 3, 1994.

## #27 ALEX DALTON

Has played solely on special teams in his first active season in 2017.

**2017:** Has played one game, which came on special teams against The Citadel on Nov. 18.

**Before Clemson:** Lettered at T.L. Hanna High School.

**Personal:** Majoring in sociology ... born June 16, 1990.

### DALTON CAREER STATS

Year	G-S	Snap	Hit	Ast	Tot	TFL	Sacks	Int	QP	PBU	CF-RF
2017	1-0	0	0	0	0	0-0	0-0	0-0	0	0	0-0

## #33 J.D. DAVIS

Junior linebacker enrolled in January 2015 ... valuable contributor on special teams, primarily on the kickoff coverage unit, his first three seasons ... has 65 tackles, 3.5 tackles for loss and a sack in 384 snaps over 36 games (four starts) in his career ... one of five Tigers to earn a national championship as a second-generation Clemson player.

**2017:** Has 48 tackles, 3.5 tackles for loss and a sack in 285 snaps over 13 games (four starts) ... had four tackles in 12 snaps against Kent State on Sept. 2 ... had two tackles and his first career sack in four snaps against No. 13 Auburn on Sept. 9 ... had five tackles in 20 snaps against Boston College on Sept. 23 ... had 11 tackles in 36 snaps at No. 12 Virginia Tech on Sept. 30 ... had five tackles and a tackle for loss in 24 snaps against Georgia Tech on Oct. 28; was his first career start; named team co-defensive player-of-the-game ... had four tackles in 32 snaps at No. 20 NC State on Nov. 4 ... had a team-high eight tackles and 1.5 tackles for loss in 55 snaps against Florida State on Nov. 11 ... had three tackles in eight snaps at South Carolina on Nov. 25.

**2016:** Posted 11 tackles in 80 snaps, while appearing in all 15 games ... posted a tackle in 12 snaps against Troy ... played 19 snaps against SC State, with two tackles ... notched two tackles in eight snaps at Boston College ... posted three tackles in 18 snaps against Syracuse ... logged nine snaps defensively at Wake Forest ... assisted on a tackle in 13 snaps against South Carolina ... had an assist in win over Ohio State.

**2015:** Played 19 snaps and contributed six tackles in eight games ... logged six snaps and a tackle in the opener ... posted two special teams tackles against Georgia Tech on kickoff coverage ... logged three snaps at Miami ... posted two tackles against Wake Forest ... had a tackle in the National Championship Game.

**Before Clemson:** Originally signed with Clemson in 2014 ... starting linebacker on the Daniel High School team that had a 14-1 record and played in the state championship game as a senior; one of the reasons Daniel held 10 teams to 10 points or less and posted five

shutouts ... had 87 tackles, eight for loss, three sacks and a 33-yard interception return for a touchdown as a senior ... coached by Randy Robinson ... recruited by Chad Morris.

**Personal:** Brother of Judah Davis; he became part of the first twin-brother combination at Clemson since Brandon and Byron Clear signed in February 2007 ... son of Jeff Davis, a former Clemson All-America linebacker, 1981 National Championship team captain and College Football Hall of Famer ... majoring in marketing ... born June 17, 1996.

### J.D. DAVIS 2017 GAME-BY-GAME STATS

Date	Opponent	Snap	Hit	Ast	Tot	TFL	Sacks	Int
9-2	Kent State	12	3	1	4			
9-9	Auburn	4	2	0	2	1-8	1-8	
9-16	at Louisville	18	2	0	2			
9-23	Boston College	20	3	2	5			
9-30	at Virginia Tech	36	5	6	11			
10-7	Wake Forest	29	1	0	1			
10-13	at Syracuse	0	1	0	1			
10-28	Georgia Tech	*24	4	1	5	1-1		
11-4	at NC State	32	3	1	4			
11-11	Florida State	*55	4	4	8	1.5-1		
11-18	The Citadel	*33	0	2	2			
11-25	at South Carolina	*8	3	0	3			
12-2	Miami (Fla.)	14	0	0	0			
<b>Totals</b>		<b>285</b>	<b>31</b>	<b>17</b>	<b>48</b>	<b>3.5-10</b>	<b>1-8</b>	<b>0-0</b>

\* - start

### J.D. DAVIS CAREER STATS

Year	G-S	Snap	Hit	Ast	Tot	TFL	Sacks	Int	QP	PBU	CF-RF
2015	8-0	19	5	1	6	0-0	0-0	0-0	0	0	0-0
2016	15-0	80	6	5	11	0-0	0-0	0-0	0	0	0-0
2017	13-4	285	31	17	48	3.5-10	1-8	0-0	0	0	0-0
<b>Totals</b>	<b>36-4</b>	<b>384</b>	<b>42</b>	<b>23</b>	<b>65</b>	<b>3.5-10</b>	<b>1-8</b>	<b>0-0</b>	<b>0</b>	<b>0</b>	<b>0-0</b>

## #9 BRIAN DAWKINS JR.

Has seen limited action in his first active season.

**2017:** Has played one game, which came on special teams against The Citadel on Nov. 18.

**2016:** Redshirted.

**Before Clemson:** Played four years at Valor Christian High School in Colorado, and that team won the state championship three of those years ... had 83 tackles his senior year when the team had a 10-4 record ... had three double figure tackle games in 2014 ... had an interception or a pass deflection in 11 of the 14 games ... had four interceptions for 16 return yards in 2014, he also had seven passes defended ... as a junior in 2013 had 40 tackles, including 4.5 tackles for loss ... had career high six interceptions for 85 yards and added eight passes broken up ... also had a fumble recovery ... finished his career with 10 interceptions for 101 yards and seven tackles for loss ... all-state and all-league his junior and senior seasons ... played in the Blue-Grey All-American Bowl ... played the 2015 season at Fork Union in Virginia ... also played basketball in high school and ran track. ... was a league champion in the long jump, ran the 100m dash, and ran on several sprint relay teams ... played his high school football for Rod Sherman ... recruited by Mike Reed.

**Personal:** Son of former Clemson All-American and NFL great Brian Dawkins, a nine-time Pro Bowler ... majoring in communication.

### DAWKINS CAREER STATS

Year	G-S	Snap	Hit	Ast	Tot	TFL	Sacks	Int	QP	PBU	CF-RF
2017	1-0	0	0	0	0	0-0	0-0	0-0	0	0	0-0

## #29 MARCUS EDMOND

Senior who saw an expanded role in the secondary in 2016, but has been hampered by injury in 2017 ... has 27 tackles, a tackle for loss, an interception and three pass breakups in 431 snaps over 36 games (three starts) in his career ... completed summer internship with Clemson athletic communications in 2015.

**2017:** Has a tackle in 46 snaps over four games ... suffered an injury against No. 13 Auburn on Sept. 9 and missed the next eight games.

**2016:** Earned share of the defense's 12th Man Award, along with Austin Bryant and Scott Pagano ... tallied 19 tackles in 323 snaps with an interception

and three pass breakups over 13 games (three starts) ... appeared in first game of the season against Troy, earning a start and logging 38 snaps as the field corner ... posted a pass breakup at Georgia Tech ... saw 58 snaps against No. 3 Louisville and posted seven tackles, including the game-clinching stop on a Cardinal wideout one yard shy on their final offensive play ... two games later, clinched an overtime win against NC State with interception in the endzone on the Wolfpack's first play ... had two tackles and a pass breakup in 30 snaps against South Carolina ... notched first career tackle for loss against Ohio State in the Fiesta Bowl.

**2015:** Appeared in every game and logged 53 snaps defensively ... has seven tackles, including two on special teams ... played 12 snaps in the opener, and 24 against Appalachian State ... posted special teams tackle in win over No. 6 Notre Dame ... tallied career-high 14 snaps and three tackles at Miami.

**2014:** Played 10 snaps in four games ... played 10 snaps against SC State on Sept. 6; it was his first career game.

**2013:** Redshirted.

**Before Clemson:** Rated as the No. 12 player in South Carolina by Rivals.com and No. 18 player in South Carolina by ESPN ... had 2,000 total yards as a quarterback and accounted for 24 touchdowns as a senior ... had 48 tackles and four interceptions as a senior ... while playing under Head Coach Wayne Farmer as a junior, he had 33 tackles and an interception ... played basketball ... state champion in the 400m in track ... coached by Darryl Page at Lower Richland High School ... recruited by Mike Reed.

**Personal:** Graduated with a degree in graphic communications ... born July 6, 1995.

### EDMOND 2016 GAME-BY-GAME STATS

Date	Opponent	Snap	Hit	Ast	Tot	TFL	Int	PBU
9-3	at Auburn							
9-10	Troy	*38	0	0	0			
9-17	SC State	*18	0	1	1			
9-22	at Georgia Tech	21	1	0	1			1
10-1	Louisville	58	7	0	7			
10-7	at Boston College	19	0	0	0			1
10-15	NC State	*53	2	0	2		1-0	
10-29	at Florida State	12	1	0	1			
11-5	Syracuse							
11-12	Pittsburgh	0	0	0	0			
11-19	at Wake Forest	20	0	0	0			
11-26	South Carolina	30	2	0	2			1
12-3	Virginia Tech	32	2	0	2			
12-31	Ohio State	5	2	0	2	1-3		
1-9	Alabama	17	1	0	1			
<b>Totals</b>		<b>323</b>	<b>17</b>	<b>2</b>	<b>19</b>	<b>1-3</b>	<b>1-0</b>	<b>3</b>

\* - start

### EDMOND 2017 GAME-BY-GAME STATS

Date	Opponent	Snap	Hit	Ast	Tot	TFL	Int	PBU
9-2	Kent State	13	0	0	0			
9-9	Auburn	1	0	0	0			
9-16	at Louisville							
9-23	Boston College							
9-30	at Virginia Tech							
10-7	Wake Forest							
10-13	at Syracuse							
10-28	Georgia Tech							
11-4	at NC State							
11-11	Florida State							
11-18	The Citadel	17	0	0	0			
11-25	at South Carolina							
12-2	Miami (Fla.)	15	1	0	1			
<b>Totals</b>		<b>46</b>	<b>1</b>	<b>0</b>	<b>1</b>	<b>0-0</b>	<b>0-0</b>	<b>0</b>

### EDMOND CAREER STATS

Year	G-S	Snap	Hit	Ast	Tot	TFL	Sacks	Int	QP	PBU	CF-RF
2014	4-0	10	0	0	0	0-0	0-0	0-0	0	0	0-0
2015	15-0	53	5	2	7	0-0	0-0	0-0	0	0	0-0
2016	13-3	323	17	2	19	1-3	0-0	1-0	0	3	0-0
2017	4-0	46	1	0	1	0-0	0-0	0-0	0	0	0-0
<b>Totals</b>	<b>36-3</b>	<b>431</b>	<b>23</b>	<b>4</b>	<b>27</b>	<b>1-3</b>	<b>0-0</b>	<b>1-0</b>	<b>0</b>	<b>3</b>	<b>0-0</b>

## #86 RYAN ENNISS

Original walk-on.

**2017:** Has played one game, which came against The Citadel on Nov. 18.

**Before Clemson:** Lettered at York Comprehensive High School.

**Personal:** Majoring in economics ... born June 26, 1998.



## ENNISS CAREER STATS

Year	G-S	Snaps	Rec	Yds	Avg	TD	LG
2017	1-0	4	0	0	---	0	---

## #9 TRAVIS ETIENNE

First-year freshman who has burst onto the scene as one of the nation's most explosive running backs.

**2017:** Second-team All-ACC by Phil Steele ... Third-Team All-ACC selection ... has a team-high 744 yards and 13 touchdowns on 103 carries along with five receptions for 57 yards in 222 snaps over 12 games ... third in Clemson history in yards per carry (7.2) and tied for eighth in rushing touchdowns ... leads the nation in touchdowns per carry (one every 7.9) ... had a game-high 81 yards and a touchdown on eight carries against Kent State on Sept. 2 ... had a game-high 98 yards and an 81-yard touchdown on six carries and two kickoff returns for 30 yards at No. 14 Louisville on Sept. 16 ... had a game-high 113 yards and two touchdowns on nine carries and a 26-yard kickoff return against Boston College on Sept. 23; named ACC Rookie-of-the-Week; received the Lether Helmet Award as the game MVP; named team co-offensive player-of-the-game ... had a team-high 67 yards and a touchdown on 15 carries against Wake Forest on Oct. 7 ... had a team-high 68 yards and a touchdown on five carries and two kickoff returns for 53 yards at Syracuse on Oct. 13 ... had 43 yards and a touchdown on seven carries and two kickoff returns for 33 yards against Georgia Tech on Oct. 28 ... had 31 yards on eight carries, a 10-yard reception and two kickoff returns for 47 yards at No. 20 NC State on Nov. 4 ... had a game-high 97 yards and two touchdowns on 14 carries, a 16-yard reception and three kickoff returns for 45 yards against Florida State on Nov. 11; named ACC Rookie-of-the-Week; named team co-offensive player-of-the-game ... had 62 yards and two touchdowns on eight carries against The Citadel on Nov. 18 ... had a team-high 41 yards and a touchdown on nine carries, a 23-yard reception and two kickoff returns for 67 yards at South Carolina on Nov. 25 ... had a team-high 24 yards and a touchdown on six carries, two receptions for eight yards and a 23-yard kickoff return against No. 7 Miami (Fla.) in the ACC Championship Game on Dec. 2.

**Before Clemson:** Clemson's last commitment in the class of 2017, he committed on Jan. 26 and signed just six days later ... top-125 prospect by ESPN, he ranks No. 114 overall, is the No. 13 running back and No. 4 player in the state of Louisiana ... No. 8 prospect in the state by 247 Sports ... helped Jennings High to an 11-2 record in 2016 and third round of the state playoffs ... had incredible senior year, rushing for 2,459 yards on just 211 attempts, an 11.7 yards per rush figure ... had 35 rushing touchdowns and 39 total touchdowns ... had two receiving and two on kickoff returns ... produced 100-yard games 12 out of 13 contests ... that includes six games with at least 200 rushing yards ... had at least one touchdown in every game and multiple touchdowns in 10 games ... had season-high 18 rushes for 283 yards and three scores against Iota High School ... averaged 22 yards per rush and scored five touchdowns against Brusly High in a state playoff game ... averaged 40 yards per kickoff return on just six attempts for the year ... had 2,799 all-purpose yards as a senior and 39 touchdowns for 222 total points ... as a junior, had 2,938 rushing yards over just 11 games, 267 per game ... had 42 touchdowns ... added five catches for 134 yards, a 27-yard average ... had 11 kickoff returns for 342 yards as well ... for his career, had 7,518 rushing yards in 42 games, 179 per game ... had 103 rushing touchdowns ... added 18 receptions for 421 yards for his career ... had 22 kickoff returns for 822 yards, a 37-yard average ... had 115 total touchdowns and 8,864 total yards ... played for Rusty Phelps at Jennings High ... three-time all-district three years and All-Parish performer ... all-state in 2015 and state AAA MVP in 2015 ... first-team All-Southwest

Louisiana in 2015 and 2016, first-team All-Louisiana Coaches Association in 2015 and first-team All-USA Today Louisiana in 2015 ... his college decision came down to Clemson, LSU, Texas A&M and Tennessee ... first Clemson signee from Louisiana since Nick Watkins in 2003 ... wore #8 at Jennings in football and #13 in basketball ... recruited by Tony Elliott.

**Personal:** Majoring in sports communication.

## ETIENNE 2017 GAME-BY-GAME STATS

Date	Opponent	Snaps	Car	Yds	Avg	TD	Rec	Yds	TD	KOR
9-2	Kent State	15	8	81	10.1	1	0	0	0	---
9-9	Auburn	DNP								
9-16	at Louisville	7	6	98	16.3	1	0	0	0	2-30
9-23	Boston College	13	9	113	12.6	2	0	0	0	1-26
9-30	at Virginia Tech	11	8	19	2.4	0	0	0	0	---
10-7	Wake Forest	28	15	67	4.5	1	0	0	0	---
10-13	at Syracuse	14	5	68	13.6	1	0	0	0	2-53
10-28	Georgia Tech	19	7	43	6.1	1	0	0	0	2-33
11-4	at NC State	35	8	31	3.9	0	1	10	0	2-47
11-11	Florida State	27	14	97	6.9	2	1	16	0	3-45
11-18	The Citadel	14	8	62	7.8	2	0	0	0	---
11-25	at South Carolina	21	9	41	4.6	1	1	23	0	2-67
12-2	Miami (Fla.)	18	6	24	4.0	1	2	8	0	1-23
<b>Totals</b>		<b>222</b>	<b>103</b>	<b>744</b>	<b>7.2</b>	<b>13</b>	<b>5</b>	<b>57</b>	<b>0</b>	<b>15-324</b>

## ETIENNE CAREER STATS

Year	G-S	Snaps	Car	Yds	Avg	TD	LG	Rec	Yds	TD	KOR
2017	12-0	222	103	744	7.2	13	81	5	57	0	15-324

## #50 JUSTIN FALCINELLI

Center who has been the starter at center during the entire 2017 season ... has 28 knockdowns in 1,159 snaps over 37 games (13 starts) in his career.

**2017:** Honorable mention All-American by College Football News ... First-Team All-ACC selection ... first-team All-ACC by AP ... second-team All-ACC by Phil Steele ... has 21 knockdowns in 862 snaps over 13 games (13 starts) ... had a team-high three knockdowns in 41 snaps against Kent State on Sept. 2 ... had two knockdowns in playing all 69 snaps against No. 13 Auburn on Sept. 9 ... had two knockdowns in 71 snaps at No. 14 Louisville on Sept. 16 ... had a knockdown in 81 snaps against Boston College on Sept. 23; named team co-offensive player-of-the-game ... had a team-high two knockdowns in 63 snaps at No. 12 Virginia Tech on Sept. 30 ... had two knockdowns in 80 snaps against Wake Forest on Oct. 7 ... had two knockdowns in playing all 59 snaps at Syracuse on Oct. 13 ... had three knockdowns in 75 snaps against Georgia Tech on Oct. 28 ... had two knockdowns in playing all 83 snaps at No. 20 NC State on Nov. 4 ... played 82 snaps against Florida State on Nov. 11; named team co-offensive player-of-the-game ... played 21 snaps against The Citadel on Nov. 18 ... played 77 snaps at South Carolina on Nov. 25 ... had two knockdowns in 60 snaps against No. 7 Miami (Fla.) in the ACC Championship Game on Dec. 2.

**2016:** Had four knockdown blocks in 174 snaps over 11 games ... appeared in the Troy win for 23 snaps, posting an 83 percent grade with a pair of knockdowns ... played 32 snaps against SC State ... logged 18 snaps in win over Georgia Tech ... played 17 snaps at Boston College, with a 94 percent grade ... logged eight snaps in 37-34 win at Florida State ... played 23 snaps against Syracuse, grading out at 87 percent ... graded 90 percent in 30 quality snaps against South Carolina.

**2015:** Finished with three knockdowns in 123 snaps over 13 games ... graded 94 percent in 17 snaps against Appalachian State ... earned 20 snaps against Georgia Tech, grading 90 percent ... logged 33 snaps at Miami and contributed a knockdown ... saw seven snaps in win over Wake Forest.

**2014:** Redshirted.

**Before Clemson:** Rated as the No. 12 player in Maryland by Rivals.com ... No. 16 player in Maryland by 247Sports.com ... three-time all-state selection ... consensus first-team all-state as a junior and senior, and first-team all-state as a defensive lineman as a sophomore ... member of the state championship team as a sophomore, junior and senior; his team was 41-1 in his three years as a starter, winning each of the last 36

games; also played as a freshman on a team that reached state championship game ... played on both sides of the ball as a starter each of his last three years ... had 108 career tackles, including 42 as a junior ... outstanding lacrosse player who lettered four times ... National Honor Society member, Maryland Scholar and an APEX Scholar ... coached by Kevin Lynott at Middletown High School ... recruited by Brent Venables.

**Personal:** His father, David, played football for one season at Notre Dame ... his brother, Shane, attended Maryland on an academic scholarship (engineering) ... graduated with a degree in management in December 2016 ... born Sept. 18, 1995.


## #28 TAVIEN FEASTER

Starting running back ... has 880 yards and nine touchdowns on 140 carries along with 10 receptions for 115 yards and a touchdown in 420 snaps over 25 games (10 starts) in his career.

**2017:** Has 659 yards and seven touchdowns on 103 carries along with 10 receptions for 115 yards and a touchdown in 348 snaps over 13 games (10 starts) ... had 69 yards and a touchdown on six carries against Kent State on Sept. 2 ... had 92 yards on 10 carries and a seven-yard reception at No. 14 Louisville on Sept. 16 ... had 73 yards on 20 carries against Boston College on Sept. 23 ... had 29 yards and a touchdown on nine carries and two receptions for a team-high 63 yards and a touchdown at No. 12 Virginia Tech on Sept. 30 ... had 54 yards on 11 carries and a nine-yard reception against Wake Forest on Oct. 7 ... had 57 yards and a touchdown on seven carries at Syracuse on Oct. 13 ... had 35 yards on seven carries and two receptions for 12 yards against Georgia Tech on Oct. 28 ... had 105 yards and a touchdown on seven carries and two kickoff returns for 31 yards at No. 20 NC State on Nov. 4; his 89-yard rushing touchdown was the longest by a Tiger since 1993 and the third longest in school history ... had a game-high 69 yards and a touchdowns on four carries against The Citadel on Nov. 18 ... had 18 yards and a touchdown on six carries and two receptions for 12 yards at South Carolina on Nov. 25 ... had 22 yards and a touchdown on four carries and an eight-yard reception against No. 7 Miami (Fla.) in the ACC Championship Game on Dec. 2.

**2016:** Earned Future Impact Player award for offensive at the season-ending banquet ... produced 222 rushing yards, third on the team, on 37 carries over 12 games ... owned team-high 6.0 yards per carry among running backs ... top rusher in the win over SC State, he had 83 yards on 12 carries with his first career touchdown ... had 98 kickoff return yards against No. 3 Louisville ... scored 45-yard rushing touchdown at Boston College, part of a 56-yard performance on the ground ... posted six yards on three carries at Wake Forest ... had six carries for 36 yards against rival South Carolina ... posted tackle on special teams in ACC Championship Game ... rushed for 12 yards in the Fiesta Bowl.

**Before Clemson:** A consensus top-60 player nationally ... played in U.S. Army All-American game ... first-team USA Today All-American ... rated as the No. 14 player in the nation by 247 Sports, he is the No. 1 running back and No. 1 player in South Carolina ... rated the No. 27 overall player by Scout, No. 38 by Tom Lemming and No. 57 by Prep Star ... rated the No. 53 player by ESPN, the fifth best running back and the top player in the state of South Carolina ... voted Mr. Football in the state of South Carolina for 2015 and Mr. Track as a junior in the spring of 2015 ... Gatorade Track Athlete of the Year in South Carolina as a junior ... Shrine Bowl participant ... as a senior, had 1,121 yards rushing and scored 10 touchdowns ... had 64-976 and 12 touchdowns as a receiver ... as a junior, Feaster had 133 carries for 1,153 yards and 15 touchdowns, and 45 receptions for 1,016 yards and 11 scores ... In the 2014 state title game, he rushed for 130 yards and two



# TIGER BIOS

touchdowns on 26 carries, and also had five receptions for 132 yards and a touchdown ... had a 44-yard interception return on defensive side of the ball in 2014 ... as a sophomore, he had 171 carries for 1,429 yards and 15 touchdowns on the ground and 44 receptions for 723 yards and 12 touchdowns ... for his career (37 games), had 459 rushes for 3,703 yards and 40 touchdowns ... had 153 receptions for 2,715 yards and 35 touchdowns ... scored 78 total touchdowns in his career ... had six games in his career in which he had at least 100 rushing and 100 receiving yards ... had five games with at least 200 yards from scrimmage as a sophomore ... went over 200 yards from scrimmage each of his last three games as a junior ... finished career with 6,562 all-purpose yards and 6,418 yards from scrimmage, an average of 173.5 yards per game ... all-region in track from eighth grade through junior year ... all-state all four of those years ... a four-year region champion and the state champion in the 100-meter dash and 200 as a sophomore and junior ... holds state record in the 200 at 21.11, and 100-meter best was 10.42 ... named AAAA Track Athlete of the Year as a sophomore and junior ... played his high school football for Chris Miller at Spartanburg High School ... ran track for Glover Smiley ... selected Clemson over offers from South Carolina, Tennessee, Auburn and Georgia ... recruited by Jeff Scott and Tony Elliott.

**Personal:** Comes from the same high school as former Auburn running back Stephen Davis, who had a long career in the NFL ... majoring in parks, recreation & tourism management.

## FEASTER 2016 GAME-BY-GAME STATS

Date	Opponent	Snaps	Car	Yds	Avg	TD	Rec	KOR
9-3	at Auburn							DNP
9-10	Troy	0	0	0	--	0	0-0	1-22
9-17	SC State	24	12	83	6.9	1	0-0	1-21
9-22	at Georgia Tech	0	0	0	--	0	0-0	0-0
10-1	Louisville	0	0	0	--	0	0-0	5-98
10-7	at Boston College	4	4	56	14.0	1	0-0	0-0
10-15	NC State							DNP
10-29	at Florida State							DNP
11-5	Syracuse	24	9	28	3.1	0	0-0	0-0
11-12	Pittsburgh	0	0	0	--	0	0-0	0-0
11-19	at Wake Forest	8	3	6	2.0	0	0-0	0-0
11-26	South Carolina	8	6	36	6.0	0	0-0	0-0
12-3	Virginia Tech	0	0	0	--	0	0-0	0-0
12-31	Ohio State	4	3	12	4.0	0	0-0	0-0
1-9	Alabama	0	0	0	--	0	0-0	0-0
Totals		72	37	221	6.0	2	0-0	7-141

## FEASTER 2017 GAME-BY-GAME STATS

Date	Opponent	Snaps	Car	Yds	Avg	TD	Rec	KOR
9-2	Kent State	11	6	69	11.5	1	0-0	0-0
9-9	Auburn	25	3	15	5.0	0	0-0	0-0
9-16	at Louisville	34	10	92	9.2	0	1-7	0-0
9-23	Boston College	*41	20	73	3.7	0	0-0	0-0
9-30	at Virginia Tech	*42	9	29	3.2	1	2-63	0-0
10-7	Wake Forest	*32	11	54	4.9	0	1-9	0-0
10-13	at Syracuse	*29	7	57	8.1	1	0-0	0-0
10-28	Georgia Tech	*17	7	35	5.0	0	2-12	0-0
11-4	at NC State	*22	7	105	15.0	1	0-0	2-31
11-11	Florida State	*26	9	21	2.3	0	1-4	0-0
11-18	The Citadel	*13	4	69	17.3	1	0-0	0-0
11-25	at South Carolina	*32	6	18	3.0	1	2-12	0-0
12-2	Miami (Fla.)	*24	4	22	5.5	1	1-8	0-0
Totals		348	103	659	6.4	7	10-115	2-31

\* - start; Note: Had a 60-yard receiving touchdown at Virginia Tech.

## FEASTER CAREER STATS

Year	G-S	Snaps	Car	Yds	Avg	TD	LG	Rec	Yds	TD	KOR
2016	12-0	72	37	221	6.0	2	45	0	0	0	7-141
2017	13-10	348	103	659	6.4	7	89	10	115	1	2-31
Totals	25-10	420	140	880	6.3	9	89	10	115	1	9-172

## #99 CLELIN FERRELL

Defensive end who redshirted the 2015 season and made an immediate impact on the 2016 national championship defense ... has become one of the nation's best defensive ends in 2017 ... has 111 tackles, 29.5 sacks for loss, 14.5 sacks, 36 quarterback pressures, three pass breakups and two caused fumbles in 1,406 snaps over 28 games (28 starts).

**2017:** One of five finalists for the Ted Hendricks Award ... first-team All-American by AP and Sports on Earth; became just the third Tiger freshman or sophomore in history to earn first-team AP All-America honors, joining Sammy Watkins and Deshaun Watson ...

second-team All-American by The All-American, CBS Sports, Football Writers Association, Sporting News, Sports Illustrated and USA Today ... First-Team All-ACC selection ... first-team All-ACC by AP and Phil Steele ... has 61 tackles, 17 tackles for loss, 8.5 sacks, 12 quarterback pressures, a pass breakup and two caused fumbles in 647 snaps over 13 games (13 starts) ... had four tackles in 26 snaps against Kent State on Sept. 2 ... had five tackles, a sack, team-high three quarterback pressures and caused fumble in 67 snaps against No. 13 Auburn on Sept. 9 ... had three tackles and two quarterback pressures in 56 snaps at No. 14 Louisville on Sept. 16 ... had four tackles and two quarterback pressures in 54 snaps at No. 12 Virginia Tech on Sept. 30 ... had a sack in 48 snaps against Wake Forest on Oct. 7 ... had eight tackles, 5.5 tackles for loss, 3.5 sacks and a pass breakup in 81 snaps at Syracuse on Oct. 13; named ACC Defensive Lineman-of-the-Week; named team defensive player-of-the-game ... had six tackles in 25 snaps against Georgia Tech on Oct. 28; named team co-defensive player-of-the-game ... had a team-high 12 tackles, five tackles for loss and a sack at No. 20 NC State on Nov. 4; named ACC Defensive Lineman-of-the-Week; named team co-defensive player-of-the-game ... had three tackles, 1.5 tackles for loss, a sack, two quarterback pressures and a caused fumble against Florida State on Nov. 11; named team co-defensive player-of-the-game ... had four tackles in 27 snaps against The Citadel on Nov. 18 ... had five tackles, two tackles for loss and a sack in 39 snaps at South Carolina on Nov. 25 ... had four tackles and a tackle for loss in 35 snaps against No. 7 Miami (Fla.) in the ACC Championship Game on Dec. 2.

**2016:** Shared team defensive rookie-of-the-year honors with Dexter Lawrence ... produced 50 tackles, including 12.5 for loss and six sacks, to go along with a team-high 24 quarterback pressures in 15 games (15 starts) ... started first collegiate game at Auburn, and posted three quarterback pressures ... posted two sacks in the win over No. 3 Louisville, part of 10 tackles for loss against the Cardinals ... tallied three-yard sack in Clemson's road win over Boston College ... defensive player of the game against Florida State, when he recorded two tackles for loss, a sack and a pass breakup in Clemson's big win ... posted half a tackle for loss in game against Pittsburgh ... had a pass breakup and two pressures against South Carolina ... posted two tackles for loss, including a sack, in ACC Championship Game against Virginia Tech ... named defensive Most Valuable Player in the Fiesta Bowl after posting three tackles for loss, including a sack ... played just 36 snaps due to injury in the National Championship Game, but contributed two pressures and a tackle for loss.

**2015:** Redshirted.

**Before Clemson:** No. 115 player and No. 7 defensive end in the nation and No. 5 player in Virginia by 247Sports.com ... No. 135 player and No. 6 defensive end in the nation and No. 5 player in Virginia by Rivals.com ... No. 136 player in the nation and No. 5 player in Virginia by ESPN ... No. 196 player in the nation by Scout.com ... joined Chad Smith as first Tiger signees from Virginia since Tajh Boyd (2009) ... Under Armour All-America Game selection, but did not play due to injury ... did not play as a senior due to a torn ACL ... had 60 tackles, 26 tackles for loss and 11.5 sacks as a junior ... all-state selection as a junior ... played two years of basketball ... coached by Greg Lilly ... recruited by Marion Hobby and Brent Venables.

**Personal:** Majoring in sports communication ... born May 17, 1997.

## FERRELL 2016 GAME-BY-GAME STATS

Date	Opponent	Snaps	Hit	Ast	Tot	TFL	Sacks	QP
9-3	at Auburn	*60	2	1	3	0.5-1		3
9-10	Troy	*50	1	2	3			
9-17	SC State	*12	3	0	3	0.5-3		1
9-22	at Georgia Tech	*45	1	3	4			1
10-1	Louisville	*84	3	0	3	2-8	2-8	1
10-7	at Boston College	*53	3	0	3	1-3	1-3	1
10-15	NC State	*64	3	1	4			4
10-29	at Florida State	*61	2	2	4	2-14	1-11	
11-5	Syracuse	*35	2	0	2			1
11-12	Pittsburgh	*73	4	0	4	0.5-1		2
11-19	at Wake Forest	*37	0	3	3			
11-26	South Carolina	*37	0	1	1			2
12-3	Virginia Tech	*69	5	1	6	2-8	1-4	3
12-31	Ohio State	*43	4	2	6	3-26	1-12	3
1-9	Alabama	*36	1	0	1	1-1		2
Totals		759	34	16	50	12.5-65	6-38	24

\* - start

## FERRELL 2017 GAME-BY-GAME STATS

Date	Opponent	Snaps	Hit	Ast	Tot	TFL	Sacks	QP
9-2	Kent State	*26	3	1	4			
9-9	Auburn	*67	5	0	5	1-9	1-9	3
9-16	at Louisville	*56	3	0	3			2
9-23	Boston College	*54	1	1	2			1
9-30	at Virginia Tech	*54	2	2	4			2
10-7	Wake Forest	*48	1	0	1	1-10	1-10	
10-13	at Syracuse	*81	7	1	8	5.5-25	3.5-18	
10-28	Georgia Tech	*25	4	2	6			
11-4	at NC State	*84	9	3	12	5-14	1-9	1
11-11	Florida State	*51	3	0	3	1.5-5	1-4	2
11-18	The Citadel	*27	3	1	4			
11-25	at South Carolina	*39	4	1	5	2-7	1-4	1
12-2	Miami (Fla.)	*35	4	0	4	1-7		
Totals		647	49	12	61	17-77	8.5-54	12

\* - start; Note: Had a caused fumble against Auburn; had a caused fumble against Florida State.

## FERRELL CAREER STATS

Year	G-S	Snaps	Hit	Ast	Tot	TFL	Sacks	Int	QP	PBU	CF-RF
2016	15-15	759	34	16	50	12.5-65	6-38	0-0	24	2	0-0
2017	13-13	647	49	12	61	17-77	8.5-54	0-0	12	1	2-0
Totals	28-28	1406	83	28	111	29.5-115	14.5-92	0-0	36	3	2-0

## #2 MARK FIELDS

Has 36 tackles, five tackles for loss, a sack, quarterback pressure, an interception for 42 yards and seven pass breakups in 661 snaps over 35 games (five starts) in his career.

**2017:** Has 20 tackles and two pass breakups in 246 snaps over seven games (four starts) ... has missed each of the last six games due to injury ... had two tackles, a tackle for loss and pass breakup in 41 snaps against No. 13 Auburn on Sept. 9 ... had five tackles in 27 snaps at No. 14 Louisville on Sept. 16 ... had six tackles and a tackle for loss in 71 snaps at No. 12 Virginia Tech on Sept. 30 ... had three tackles and a pass breakup in 40 snaps against Wake Forest on Oct. 7 ... had four tackles and a tackle for loss in 57 snaps at Syracuse on Oct. 13.

**2016:** Had 13 tackles, three pass breakups and an interception in 319 snaps through 13 games (one start) ... had a pair of tackles in 37 snaps at Auburn ... in 33 snaps against Troy, had a tackle ... batted a pass away in 23 snaps against SC State ... had first career interception at Boston College, returning it 42 yards for a score in Clemson's win ... had a pass breakup in 25 snaps against NC State ... played 55 snaps at Florida State ... had three tackles in 51 snaps against Pittsburgh ... tallied first career sack at Wake Forest, with a pass breakup as well in 18 snaps ... had a tackle for loss in 25 snaps of win over South Carolina.

**2015:** Posted three tackles, including two on special teams ... saw first career action against Appalachian State after suffering a preseason injury ... logged season-high 23 snaps at Miami, contributing a tackle and quarterback pressure ... posted a tackle on special teams against Florida State ... contributed special teams stop versus Wake Forest ... saw 16 snaps against Oklahoma in the Orange Bowl and eight in the National Championship Game versus Alabama.

**Before Clemson:** Consensus top-150 prospect ... U.S. Army All-American Bowl selection, a first in his school's history ... won the Fastest Man competition at The Opening ... No. 95 player and No. 14 defensive back in the nation and No. 4 player in North Carolina by 247 Sports (16th-best signee entering the ACC) ...



# TIGER BIOS

No. 106 player and No. 14 defensive back in the nation and No. 3 player in North Carolina by Scout.com ... No. 113 player and No. 10 defensive back in the nation and No. 5 player in North Carolina by Rivals.com ... No. 163 player and No. 15 defensive back in the nation and No. 6 player in North Carolina by ESPN ... had 45 tackles and two interceptions as a senior ... had 32 tackles and three interceptions along with 105 yards and one touchdown on 10 carries and 160 yards on four punt returns, including a 65-yard return, as a junior ... teammate of fellow signee Van Smith ... coached by Miles Aldridge, who was linebackers coach under Clemson Head Coach Danny Ford in the 1980s ... recruited by Danny Pearman and Mike Reed.

**Personal:** Son of former Washington State and Carolina Panther linebacker Mark Fields, who was a first-round pick (No. 13 overall) of the 1995 draft by the New Orleans Saints; played in two Pro Bowls ... majoring in parks, recreation & tourism management ... born Oct. 10, 1996.

## FIELDS 2017 GAME-BY-GAME STATS

Date	Opponent	Snaps	Hit	Asst	Tot	TFL	Int	PBU
9-2	Kent State	10	0	0	0			
9-9	Auburn	*41	2	0	2	1-2	1	
9-16	at Louisville	27	5	0	5			
9-23	Boston College	0	0	0	0			
9-30	at Virginia Tech	*71	5	1	6	1-3		
10-7	Wake Forest	*40	2	1	3		1	
10-13	at Syracuse	*57	3	1	4	1-3		
10-28	Georgia Tech							
11-4	at NC State							
11-11	Florida State							
11-18	The Citadel							
11-25	at South Carolina							
12-2	Miami (Fla.)							
Totals		246	17	3	20	3-8	0-0	2

\* - start

## FIELDS CAREER STATS

Year	G-S	Snaps	Hit	Asst	Tot	TFL	Int	QB	PBU	CF-RF
2015	13-0	78	3	0	3	0-0	0-0	0	0	1
2016	15-1	337	12	1	13	2-13	1-10	1-42	1	4
2017	7-4	246	17	3	20	3-8	0-0	0-0	0	2
Totals	35-5	661	32	4	36	5-21	1-10	1-42	1	7

## #35 JUSTIN FOSTER

First-year freshman who has been a contributor as a backup at defensive end.

**2017:** Has eight tackles, a tackle for loss and 0.5 sacks in 84 snaps over nine games ... had four tackles and 0.5 tackles for loss in 25 snaps against The Citadel on Nov. 18 ... had 0.5 sacks in 21 snaps against No. 7 Miami (Fla.) in the ACC Championship Game on Dec. 2.

**Before Clemson:** National top-100 prospect according to ESPN, he played in the US Army All-Star Game in San Antonio, Texas ... rated as No. 73 overall prospect in the nation and No. 1 in the state of North Carolina by ESPN, who also has him as the fifth-best player at his position ... rated No. 152 in the nation by 247 Sports, third-best in North Carolina and No. 11 at his position ... No. 218 overall, No. 9 in the region and No. 15 at his position by Scout ... No. 6 prospect in the state and No. 18 at his position ... from the same area of North Carolina as 2016 All-American defensive tackle Carlos Watkins ... played for North Carolina in the Shrine Bowl in December 2016 ... started on Crest's AAA state championship teams of 2014 and 2015, the Chargers reached the playoffs again in 2016 ... played for coach Will Clark ... team finished 9-4 as a senior when Foster had a career-high 83 tackles, 14 for loss and six sacks ... as a junior, had 67 tackles, including 12 for loss in helping Crest to a perfect season ... had 10 tackles in the state championship game as a junior ... started as a sophomore and had 57 tackles, including seven for loss ... had 207 tackles and 33 tackles for loss his last three years of high school ... committed to Clemson on October 10 at halftime of his game ... also considered Notre Dame and Tennessee ... solid basketball player, he averaged 12 points per game and shot 64 percent from the field as a freshman ... averaged 10 points per game on a 23-5 team as a sophomore ... had 17 points and nine rebounds in his first basketball game in November

2013 ... wore #35 in football and #44 in basketball ... recruited by Dan Brooks.

**Personal:** Majoring in construction science & management.

## FOSTER 2017 GAME-BY-GAME STATS

Date	Opponent	Snaps	Hit	Asst	Tot	TFL	Sacks	QP
9-2	Kent State	9	0	1	1			
9-9	Auburn					DNP		
9-16	at Louisville	2	0	0	0			
9-23	Boston College	5	0	0	0			
9-30	at Virginia Tech	8	1	0	1			
10-7	Wake Forest					DNP		
10-13	at Syracuse					DNP		
10-28	Georgia Tech	4	0	0	0			
11-4	at NC State					DNP		
11-11	Florida State	1	0	0	0			
11-18	The Citadel	25	3	1	4	0.5-2		
11-25	at South Carolina	9	1	0	1			
12-2	Miami (Fla.)	21	0	1	1	0.5-4	0.5-4	
Totals		84	5	3	8	1-6	0.5-4	0

## FOSTER CAREER STATS

Year	G-S	Snaps	Hit	Asst	Tot	TFL	Sacks	Int	QB	PBU	CF-RF
2017	9-0	84	5	3	8	1-6	0.5-4	0-0	0	0	0-0

## #27 C.J. FULLER

Has 599 yards and four touchdowns on 147 carries along with 18 receptions for 155 yards and two touchdowns in 483 snaps over 43 games (three starts) in his career.

**2017:** Has 217 yards and three touchdowns on 58 carries along with seven receptions for 49 yards in 222 snaps over 13 games (three starts) ... had 51 yards and two touchdowns on seven carries along with two receptions for 13 yards against Kent State on Sept. 2 ... had 34 yards on 10 carries and an 11-yard reception at No. 14 Louisville on Sept. 16 ... had 10 yards and a touchdown on four carries and a two-yard kickoff return at No. 12 Virginia Tech on Sept. 30 ... had 50 yards on eight carries against Georgia Tech on Oct. 28 ... had 20 yards on five carries and two receptions for 16 yards at South Carolina on Nov. 25.

**2016:** Part of a trio of offensive players named Most Improved at the team banquet ... produced 211 rushing yards on 47 carries in 172 snaps (15 games) ... posted two carries for eight yards in win over Boston College ... leading rusher for the Tigers against NC State after Wayne Gallman left with an injury; posted 16 carries for 56 yards ... notched 24 yards on five carries against Syracuse ... scored on 18-yard touchdown reception in win over state rival South Carolina, part of a 64-yard total effort ... posted five carries for 40 yards against Virginia Tech in the ACC Championship Game, including a career-long 27-yard carry ... caught second touchdown pass of the season in the Fiesta Bowl, a 30-yard strike from Deshaun Watson in the Tigers' 31-0 win over Ohio State.

**2015:** Fourth on team with 171 rushing yards on 42 carries with one touchdown ... played 89 snaps on offense and also added 14 kickoff returns for 237 yards ... also had four special teams tackles ... rushed seven times for 26 yards in his debut against Wofford ... recovered fumbled kickoff by Notre Dame in 24-22 win over the Fighting Irish ... notched a tackle against Georgia Tech ... posted two carries for nine yards in Boston College win ... had 43 of Clemson's 416 rushing yards at Miami ... posted six kickoff returns for 108 yards at Syracuse ... tallied 118 all-purpose yards against Wake Forest ... posted first career touchdown at South Carolina, a four-yard plunge.

**2014:** Redshirted.

**Before Clemson:** Rated as the No. 19 prospect in South Carolina by 247Sports.com and Rivals.com ... played running back and cornerback at Easley High School ... helped Easley High School to the state playoffs three consecutive years, a first in school history ... had 3,381 career rushing yards and 27 rushing touchdowns ... second-team all-state by SCVarsity.com as a junior ... had a school-record 2,090 rushing yards and 19 touchdowns, including 15 of 27+ yards, as a junior ... had a career-high 309 rushing yards against Wren High School

... had 712 rushing yards as a sophomore ... coached by Grayson Howell at Easley High School ... recruited by Chad Morris.

**Personal:** Majoring in sociology ... born Nov. 22, 1995.

## FULLER 2015 GAME-BY-GAME STATS

Date	Opponent	Snaps	Car	Yds	Avg	TD	Rec	KOR
9-5	Wofford	11	7	26	3.7	0	0-0	0-0
9-12	Appalachian State	11	4	18	4.5	0	0-0	0-0
9-17	at Louisville	0	0	0	---	0	0-0	0-0
10-3	Notre Dame	1	1	1	1	0	0-0	0-0
10-10	Georgia Tech	7	6	15	2.5	0	0-0	0-0
10-17	Boston College	4	2	9	4.5	0	0-0	0-0
10-24	at Miami (Fla.)	12	8	42	5.3	0	0-0	1-11
10-31	at NC State	0	0	0	---	0	0-0	0-0
11-7	Florida State	0	0	0	---	0	0-0	1-14
11-14	at Syracuse	0	0	0	---	0	0-0	6-108
11-21	Wake Forest	32	10	36	3.6	0	4-44	2-38
11-28	at South Carolina	10	4	24	8	1	0-0	0-0
12-5	North Carolina	1	0	0	---	0	0-0	4-66
12-31	Oklahoma	0	0	0	---	0	0-0	0-0
1-11	Alabama	0	0	0	---	0	0-0	0-0
Totals		89	42	171	4.1	1	4-44	14-237

Note: Had a recovered fumble against Notre Dame.

## FULLER 2016 GAME-BY-GAME STATS

Date	Opponent	Snaps	Car	Yds	Avg	TD	Rec	KOR
9-3	at Auburn	0	0	0	---	0	0-0	0-0
9-10	Troy	10	0	0	---	0	1-(-1)	0-0
9-17	SC State	13	4	12	3.0	0	1-5	0-0
9-22	at Georgia Tech	0	0	0	---	0	0-0	0-0
10-1	Louisville	0	0	0	---	0	0-0	0-0
10-7	at Boston College	11	2	8	4.0	0	0-0	0-0
10-15	NC State	60	16	56	3.5	0	1-(-5)	0-0
10-29	at Florida State	0	0	0	---	0	0-0	0-0
11-5	Syracuse	14	5	24	4.8	0	0-0	0-0
11-12	Pittsburgh	9	2	6	3.0	0	0-0	0-0
11-19	at Wake Forest	10	3	7	2.3	0	0-0	0-0
11-26	South Carolina	18	7	46	6.6	0	1-18	0-0
12-3	Virginia Tech	12	5	40	8.0	0	0-0	0-0
12-31	Ohio State	10	1	3	3.0	0	3-45	0-0
1-9	Alabama	5	1	3	3.0	0	0-0	3-53
Totals		172	47	211	4.5	0	7-62	3-53

Note: Had a receiving touchdown against South Carolina and Ohio State.

## FULLER 2017 GAME-BY-GAME STATS

Date	Opponent	Snaps	Car	Yds	Avg	TD	Rec	KOR
9-2	Kent State	*24	7	51	7.3	2	2-13	
9-9	Auburn	*21	4	9	2.3	0	0-0	
9-16	at Louisville	*30	10	34	3.4	0	1-11	
9-23	Boston College	18	1	12	12.0	0	0-0	
9-30	at Virginia Tech	11	4	10	2.5	1	0-0	1-2
10-7	Wake Forest	12	2	6	3.0	0	0-0	
10-13	at Syracuse	4	0	0	---	0	0-0	
10-28	Georgia Tech	21	8	50	6.3	0	0-0	
11-4	at NC State	18	0	0	---	0	0-0	
11-11	Florida State	9	2	10	5.0	0	1-5	
11-18	The Citadel	19	4	10	2.5	0	0-0	
11-25	at South Carolina	14	5	20	4.0	0	2-16	
12-2	Miami (Fla.)	21	11	5	0.5	0	1-4	
Totals		222	58	217	3.7	3	7-49	1-2

\* - start

## FULLER CAREER STATS

Year	G-S	Snaps	Car	Yds	Avg	TD	LG	Rec	Yds	TD	KOR
2015	15-0	89	42	171	4.1	1	18	4	44	0	14-237
2016	15-0	172	47	211	4.6	0	27	7	62	2	3-53
2017	13-3	222	58	217	3.7	3	26	7	49	0	1-2
Totals	43-3	483	147	599	4.1	4	27	18	155	2	18-292

## #92 DANIEL FUNDERBURK

In his first season as a Tiger.

**2017:** Has played a snap in one game, which came against The Citadel on Nov. 18.

**Before Clemson:** Lettered at North Myrtle Beach High School.

**Personal:** Majoring in pre-business... born Jan. 27, 1998.

## FUNDERBURK CAREER STATS

Year	G-S	Snaps	Hit	Asst	Tot	TFL	Sacks	Int	QB	PBU	CF-RF
2017	1-0	1	0	0	0	0-0	0-0	0-0	0	0	0-0

## #77 ZACH GIELLA

Redshirt sophomore who enrolled in January 2015 and has seen time as a reserve at center and guard ... has two knockdowns in 66 snaps over nine games in his career.

**2017:** Has two knockdowns in 34 snaps over four games ... played two snaps against Georgia Tech on Oct. 28 ... had a team-high two knockdowns in 25 snaps against The Citadel on Nov. 18 ... played one snap at South Carolina on Nov. 25 ... played six snaps against



# TIGER BIOS

No. 7 Miami (Fla.) in the ACC Championship Game on Dec. 2.

**2016:** Appeared in 32 snaps over five games ... made collegiate debut against SC State, logging 10 snaps ... played four snaps at Boston College ... played three snaps in win over Syracuse ... graded 82 percent in 11 snaps against South Carolina ... saw four snaps of shutout win over Ohio State in the Fiesta Bowl.

**2015:** Redshirted.

**Before Clemson:** Played in the Semper Fidelis All-American Bowl ... No. 31 offensive tackle in the nation by ESPN entering his senior season ... No. 44 player in Georgia by Rivals.com ... played baseball, basketball and track ... coached by Keith Walton ... recruited by Chad Morris.

**Personal:** Majoring in health science ... born Oct. 8, 1996.

## #64 PAT GODFREY

Original walk-on ... has played 60 snaps over 15 games in his career.

**2017:** Has played 48 snaps over 12 games ... played 21 snaps against Kent State on Sept. 2 ... played two snaps at No. 14 Louisville on Sept. 16 ... played 18 snaps against The Citadel on Nov. 18 ... played one snap at South Carolina on Nov. 25 ... played six snaps against No. 7 Miami (Fla.) in the ACC Championship Game on Dec. 2.

**2016:** Logged six snaps in win over SC State ... saw three snaps against Syracuse ... took part in three plays versus South Carolina.

**2015:** Did not appear in a game.

**Before Clemson:** Lettered at Harborfields High School.

**Personal:** Graduated with a degree in economics ... born March 30, 1997.

## #87 D.J. GREENLEE

Reserve who has been one of the team's best blocking tight ends ... has four receptions for 61 yards in 244 snaps over 34 games in his career.

**2017:** Has four receptions for 61 yards in 166 snaps over 11 games ... had a 32-yard reception against Florida State on Nov. 11 ... had two receptions for 19 yards at South Carolina on Nov. 25.

**2016:** Appeared in 25 snaps over five games ... logged nine snaps in win over SC State ... posted four snaps at Boston College ... appeared for three snaps against Syracuse ... played five snaps in win over South Carolina.

**2015:** Appeared in 14 games for the Tigers, including four on offense ... saw 11 snaps and played special teams in the win over Wofford ... notched a tackle against Georgia Tech on kick coverage ... played 10 snaps at Miami ... appeared on special teams coverage against North Carolina, Oklahoma and Alabama in postseason play.

**2014:** Played 28 snaps over four games ... played 20 snaps against SC State on Sept. 6; it was his first career game ... suffered a torn ACL in practice in early November.

**2013:** Redshirted.

**Before Clemson:** Had 58 tackles and seven tackles for loss as a senior ... three-year starter at linebacker who finished his career with 179 tackles, four recovered fumbles, five interceptions for 107 yards and two touchdowns ... named first-team all-region and all-area as a junior and senior ... helped Daniel High School to an 11-4 record as a senior ... PrepStar All-Southeast Region selection ... lettered three years in track and three years in basketball ... coached by Randy Robinson at Daniel High School ... recruited by Chad Morris.

**Personal:** His father, Larry, is Clemson's assistant director of strength & conditioning ... graduated with a degree in sociology ... born Jan. 20, 1995.

## GREENLEE 2017 GAME-BY-GAME STATS

Date	Opponent	Snaps	Rec	Yds	Avg	TD	LG
9-2	Kent State	12	0	0	---	0	---
9-9	Auburn	22	0	0	---	0	---
9-16	at Louisville	17	0	0	---	0	---
9-23	Boston College	DNP					
9-30	at Virginia Tech	DNP					
10-7	Wake Forest	12	0	0	---	0	---
10-13	at Syracuse	8	0	0	---	0	---
10-28	Georgia Tech	5	0	0	---	0	---
11-4	at NC State	7	0	0	---	0	---
11-11	Florida State	26	1	32	32.0	0	32
11-18	The Citadel	17	1	10	10.0	0	10
11-25	at South Carolina	25	2	19	9.5	0	10
12-2	Miami (Fla.)	15	0	0	---	0	---
Totals		166	4	61	15.3	0	32

## GREENLEE CAREER STATS

Year	G-S	Snaps	Rec	Yds	Avg	TD	LG
2014	4-0	28	0	0	---	0	---
2015	14-0	25	0	0	---	0	---
2016	5-0	25	0	0	---	0	---
2017	11-0	166	4	61	15.3	0	32
Totals	34-0	244	4	61	15.3	0	32

## #83 CARTER GROOMES

Original walk-on.

**2017:** Has a reception for seven yards in 14 snaps over three games ... had a seven-yard reception against Kent State on Sept. 2.

**2016:** Did not appear in a game.

**Before Clemson:** Lettered at Daniel High School.

**Personal:** Older brother, Christian, is also a walk-on at Clemson ... majoring in health science.

## CA. GROOMES CAREER STATS

Year	G-S	Snaps	Rec	Yds	Avg	TD	LG
2017	3-0	14	1	7	7.0	0	7

## #39 CHRISTIAN GROOMES

Original walk-on ... is 1-1 on field goals and 3-3 on extra points for six points in seven games in his career.

**2017:** Is 1-1 on field goals and 2-2 on extra points for five points in four games ... had two kickoffs against Kent State on Sept. 2 ... had three kickoffs against Boston College on Sept. 23 ... had a kickoff at No. 12 Virginia Tech on Sept. 30 ... made his only field-goal attempt (38-yarder) and was 2-2 on extra-point attempts against The Citadel on Nov. 18.

**2016:** Had a kickoff in the 59-0 win over SC State ... made an extra point in the win over Syracuse.

**2015:** Had a kickoff in the opener against Wofford.

**2014:** Redshirted.

**Before Clemson:** Lettered at Daniel High School.

**Personal:** Younger brother, Carter, is also a walk-on at Clemson ... majoring in marketing ... born Nov. 27, 1995.

## CH. GROOMES CAREER STATS

Year	G-S	11-29	30-39	40-49	50+	Total	HB	LG	PAT	Pts
2015	1-0	0-0	0-0	0-0	0-0	0-0	0	---	0-0	0
2016	2-0	0-0	0-0	0-0	0-0	0-0	0	---	1-1	1
2017	4-0	0-0	1-1	0-0	0-0	1-1	0	38	2-2	5
Totals	7-0	0-0	1-1	0-0	0-0	1-1	0	38	3-3	6

## #51 TAYLOR HEARN

Valuable member of Clemson's offensive line has been a mainstay as the starting left guard in 2016 and 2017 ... has 67.5 knockdowns in 1,909 snaps over 42 games (28 starts) in his career.

**2017:** Third-Team All-ACC selection ... has 27 knockdowns in 707 snaps over 13 games (13 starts) ... had two knockdowns in 37 snaps against Kent State on Sept. 2 ... had a team-high four knockdowns in playing all 69 snaps against No. 13 Auburn on Sept. 9 ... had a team-high four knockdowns in 73 snaps at No. 14 Louisville on Sept. 16; named ACC Offensive Lineman-of-the-Week ... had a knockdown and 12 rushing yards after a fumble in 66 snaps against Boston College on Sept. 23; named team co-offensive player-of-the-game ... played 53 snaps at No. 12 Virginia Tech on Sept. 30 ... had two knockdowns in 71 snaps against Wake Forest on Oct. 7 ... had two knockdowns in 47 snaps

at Syracuse on Oct. 13 ... had a team-tying-high four knockdowns in 57 snaps against Georgia Tech on Oct. 28 ... had a team-tying-high three knockdowns in 60 snaps at No. 20 NC State on Nov. 4 ... had a knockdown in 50 snaps against Florida State on Nov. 11 ... had a knockdown in 21 snaps against The Citadel on Nov. 18 ... had a knockdown in 61 snaps at South Carolina on Nov. 25 ... had two knockdowns in 42 snaps against No. 7 Miami (Fla.) in the ACC Championship Game on Dec. 2.

**2016:** Tied for second on the team with 32.5 knockdown blocks in 1,022 snaps over 15 games (15 starts) ... made first career start at Auburn and was named offensive player of the game by the coaches after grading 91 percent in 81 snaps ... ACC Offensive Lineman of the Week for his efforts ... notched 87 percent effort against SC State ... tied for team high with three knockdowns against Georgia Tech ... played 66 snaps against No. 3 Louisville, with a pair of knockdowns ... had team-high three knockdowns in 33 snaps at Boston College ... graded 90 percent with two knockdowns in win over Syracuse ... posted four knockdowns and graded 93 percent in loss to Pittsburgh ... had two knockdowns at Wake Forest ... posted another pair of knockdowns in 52 snaps against South Carolina ... played 77 snaps against Ohio State in the Fiesta Bowl, with two knockdowns ... finished season on high note with three knockdowns in 99 snaps of National Championship win over Alabama.

**2015:** Had eight knockdowns in 180 snaps over 14 games ... saw 28 snaps of action in his first game at tackle against Wofford ... saw three snaps in the win over No. 6 Notre Dame ... posted two and a half knockdowns in 24 snaps versus Georgia Tech, with a 96 percent grade ... logged 43 snaps and graded 90 percent at Miami, with 1.5 knockdown blocks ... posted two knockdowns in 19 snaps against Wake Forest ... logged 12 snaps at South Carolina at left tackle ... played seven snaps of the ACC Championship Game against North Carolina ... played 13 snaps with a knockdown against Oklahoma.

**2014:** Redshirted.

**Before Clemson:** Rated as the No. 15 player in South Carolina by Rivals.com ... No. 17 player in South Carolina by ESPN ... Shrine Bowl selection ... three-year starter on the offensive and defensive lines for Williston-Elko High School ... served as the kicker ... led his baseball team in homers (6) and wins (7) as a junior ... coached by Dwayne Garrick at Williston-Elko High School ... recruited by Marion Hobby.

**Personal:** Majoring in parks, recreation & tourism management ... born Jan. 11, 1996.

## #5 TEE HIGGINS

Backup wide receiver who has a bright future with his height and range.

**2017:** Has 17 receptions for 345 yards and two touchdowns in 175 snaps over 12 games ... averaging 20.3 yards per reception ... had three receptions for 39 yards and a three-yard kickoff return against Wake Forest on Oct. 7 ... had a game-high six receptions for a game-high 178 yards and two touchdowns against The Citadel on Nov. 18; named team offensive player-of-the-game ... had three receptions for a game-high 84 yards at South Carolina on Nov. 25.

**Before Clemson:** Highest rated signee in Clemson's 2017 class according to ESPN, Scout and 247 Sports ... rated the No. 15 prospect in the nation by Rivals, No. 1 in Tennessee and No. 2 wide receiver in the nation ... rated No. 18 overall, including second among receivers and second in Tennessee according to ESPN ... rated the No. 19 prospect in the nation, No. 2 receiver and No. 3 in Tennessee by 247 Sports ... second-team USA Today All-American ... played in the Under Armour All-American game in Orlando, Fla. ... Mr. Football in Tennessee at the AAAAA level in 2015 and 2016 ... as a senior, had 68 receptions for 1,044 yards and 18 touchdowns ... added three scores on punt re-

# TIGER BIOS

turns and one on an interception return ... that was an 89-yard return for a score ... helped his Oak Ridge High School team to a 9-3 record as a senior ... as a junior, had 46 receptions for 841 yards and 16 touchdowns ... helped team to an 11-3 record as a junior ... named AAAAA Back of the Year by the Tennessee Titans ... as a sophomore, helped team to undefeated season with 23 receptions for 387 yards and six scores ... started as a freshman, the first freshman to start at his high school since 2002 ... played for Joe Gaddis ... outstanding basketball player as well, he was a finalist for Mr. Basketball in Tennessee as a junior ... averaged 15 points and 6.6 rebounds per game as a junior ... has done well on the hardcourt as a senior as well, helping his team to a 20-2 record through January 2017 ... committed to Clemson on July 4, 2016 ... wore #5 in football and basketball in high school ... chose Clemson over Tennessee, Ohio State, Florida State and Alabama ... recruited by Jeff Scott and Dan Brooks.

**Personal:** Majoring in sports communication.

## HIGGINS 2017 GAME-BY-GAME STATS

Date	Opponent	Snaps	Rec	Yds	Avg	TD	LG
9-2	Kent State	25	2	18	9.0	0	12
9-9	Auburn	4	0	0	---	0	---
9-16	at Louisville	18	1	8	8.0	0	8
9-23	Boston College	15	0	0	---	0	---
9-30	at Virginia Tech	10	0	0	---	0	---
10-7	Wake Forest	18	3	39	13.0	0	20
10-13	at Syracuse	DNP					
10-28	Georgia Tech	15	1	10	10.0	0	10
11-4	at NC State	10	0	0	---	0	---
11-11	Florida State	8	1	8	8.0	0	8
11-18	The Citadel	15	6	178	29.7	2	78
11-25	at South Carolina	17	3	84	28.0	0	40
12-2	Miami (Fla.)	20	0	0	---	0	---
<b>Totals</b>		<b>175</b>	<b>17</b>	<b>345</b>	<b>20.3</b>	<b>2</b>	<b>78</b>

Note: Had a three-yard kickoff return against Wake Forest.

## HIGGINS CAREER STATS

Year	G-S	Snaps	Rec	Yds	Avg	TD	LG
2017	12-0	175	17	345	20.3	2	78

## #48 LANDON HOLDEN

First-year Tiger.

**2017:** Did not appear in a game.

**Before Clemson:** Lettered at Chapman High School.

**Personal:** Majoring in agricultural mechanization & business ... born April 27, 1998.

## #88 JAYSON HOPPER

First-year Tiger.

**2017:** Has a reception for four yards in 11 snaps over three games ... had a four-yard reception against Kent State on Sept. 2.

**Before Clemson:** Lettered at Lexington High School.

**Personal:** Majoring in religious studies.

## HOPPER CAREER STATS

Year	G-S	Snaps	Rec	Yds	Avg	TD	LG
2017	3-0	11	1	4	4.0	0	4

## #67 ALBERT HUGGINS

Has 53 tackles, eight tackles for loss, 4.5 sacks, 12 quarterback pressures and a pass breakup in 489 snaps over 31 games (two starts) ... has emerged as one of the top defensive tackles off the bench.

**2017:** Has 21 tackles, five tackles for loss, 1.5 sacks and five quarterback pressures in 206 snaps over 12 games (two starts) ... had two tackles and 0.5 tackles for loss in 13 snaps against Kent State on Sept. 2 ... had three tackles in 19 snaps at No. 14 Louisville on Sept. 16 ... had two tackles and 0.5 tackles for loss in 18 snaps at No. 12 Virginia Tech on Sept. 30 ... had four tackles, two tackles for loss, a sack and two quarterback pressures in 40 snaps against Florida State on Nov. 11; was his first career start ... had three tackles and a team-high 1.5 tackles for loss in 29 snaps against The Citadel on Nov. 18 ... had 0.5 sacks in 16 snaps against No. 7 Miami (Fla.) in the ACC Championship Game on Dec. 2.

**2016:** Posted 20 tackles, including three sacks, in 218 snaps (13 games) ... also had seven quarterback pressures ... logged 16 snaps in win over Troy, with two tackles ... played 36 snaps against hometown foe SC State, logging five tackles and a sack ... posted three sacks in 15 snaps at Georgia Tech ... notched two sacks in win over Louisville, while playing 23 snaps ... played 26 snaps at Boston College ... logged 21 snaps against Syracuse ... posted a tackle in 13 snaps at Wake Forest ... had three tackles in 29 snaps against South Carolina ... assisted on a tackle and had two pressures in 11 snaps of 31-0 Fiesta Bowl win over Ohio State.

**2015:** Had 12 tackles in 65 snaps over five games ... broke up a pass and posted six tackles in 23 snaps against Appalachian State ... played seven snaps in win over Georgia Tech ... logged 20 snaps at Miami and posted five tackles.

**Before Clemson:** Marked the first time Clemson signed the consensus top player in South Carolina since 2008 (Da'Quan Bowers) ... first-team All-American by Parade as a senior ... No. 92 player and No. 12 defensive tackle in the nation and No. 1 player in South Carolina by 247Sports.com ... No. 76 player and No. 6 defensive tackle in the nation and No. 1 player in South Carolina by Rivals.com ... No. 104 player in the nation by Scout.com ... No. 168 player in the nation and No. 2 player in South Carolina by ESPN ... played in the U.S. Army All-American Bowl ... had 208 tackles, 35 tackles for loss and 28 sacks in his career ... had 73 tackles, 10 sacks and three caused fumbles as a senior ... had 65 tackles, 13 tackles for loss and 11 sacks as a junior ... had 70 tackles, 12 tackles for loss and seven sacks as a sophomore ... coached by Tommy Brown ... recruited by Marion Hobby.

**Personal:** Majoring in parks, recreation & tourism management ... born June 27, 1997.

## HUGGINS 2016 GAME-BY-GAME STATS

Date	Opponent	Snaps	Hit	Ast	Tot	TFL	Sacks	QP
9-3	at Auburn	DNP						
9-10	Troy	16	1	1	2			
9-17	SC State	36	2	3	5	1-3	1-3	
9-22	at Georgia Tech	15	1	2	3			1
10-1	Louisville	23	3	1	4	2-10	2-10	2
10-7	at Boston College	26	0	0	0			1
10-15	NC State	12	0	0	0			
10-29	at Florida State	3	0	0	0			
11-5	Syracuse	21	1	0	1			
11-12	Pittsburgh	6	0	0	0			
11-19	at Wake Forest	13	1	0	1			
11-26	South Carolina	29	1	2	3			1
12-3	Virginia Tech	7	0	0	0			
12-31	Ohio State	11	0	1	1			2
1-9	Alabama	DNP						
<b>Totals</b>		<b>218</b>	<b>10</b>	<b>10</b>	<b>20</b>	<b>3-13</b>	<b>3-13</b>	<b>7</b>

## HUGGINS 2017 GAME-BY-GAME STATS

Date	Opponent	Snaps	Hit	Ast	Tot	TFL	Sacks	QP
9-2	Kent State	13	1	1	2	0.5-2		1
9-9	Auburn	2	0	1	1			
9-16	at Louisville	19	0	3	3			1
9-23	Boston College	14	0	2	2			
9-30	at Virginia Tech	18	1	1	2	0.5-0		1
10-7	Wake Forest	18	0	0	0			
10-13	at Syracuse	7	1	0	1			
10-28	Georgia Tech	15	0	0	0			
11-4	at NC State	DNP						
11-11	Florida State	*40	2	2	4	2-7	1-5	2
11-18	The Citadel	*29	1	2	3	1.5-2		
11-25	at South Carolina	15	2	0	2			
12-2	Miami (Fla.)	16	1	0	1	0.5-4	0.5-4	
<b>Totals</b>		<b>206</b>	<b>9</b>	<b>12</b>	<b>21</b>	<b>5-13</b>	<b>1.5-9</b>	<b>5</b>

\* - start

## HUGGINS CAREER STATS

Year	G-S	Snaps	Hit	Ast	Tot	TFL	Sacks	Int	QB	PBU	CF-RF
2015	6-0	65	7	5	12	0-0	0-0	0	0	1	0-0
2016	13-0	218	10	10	20	3-13	3-13	0-0	7	0	0-0
2017	12-2	206	9	12	21	5-13	1.5-9	0-0	5	0	0-0
<b>Totals</b>	<b>31-2</b>	<b>489</b>	<b>26</b>	<b>27</b>	<b>53</b>	<b>8-26</b>	<b>4.5-22</b>	<b>0-0</b>	<b>12</b>	<b>1</b>	<b>0-0</b>

## #75 MITCH HYATT

First first-year freshman to start his first game on the offensive line since James Farr in 1980 ... first first-year freshman to start an opener at offensive tackle since 1944 (Phil Prince) ... has 97.5 knockdowns in 2,815 (eighth most in Tiger history) snaps over 42 games (41 starts) in his career ... three-time All-ACC selection.

**2017:** First-team All-American by ESPN and Sporting News ... second-team All-American by AFCA, The All-American, AP, College Football News, Football Writers Association, Sports on Earth, USA Today and Walter Camp ... winner of the ACC Jacobs Blocking Trophy, Clemson's first recipient since 1987 ... First-Team All-ACC selection ... first-team All-ACC by AP and Phil Steele ... has 28 knockdowns in 772 snaps over 12 games (12 starts) ... played 37 snaps against Kent State on Sept. 2 ... had two knockdowns in playing all 69 snaps against No. 13 Auburn on Sept. 9 ... had two knockdowns in 66 snaps at No. 14 Louisville on Sept. 16 ... had two knockdowns in 66 snaps against Boston College on Sept. 23; named team co-offensive player-of-the-game ... had a knockdown in 63 snaps at No. 12 Virginia Tech on Sept. 30 ... had two knockdowns in 71 snaps against Wake Forest on Oct. 7; named team offensive player-of-the-game ... had a team-high three knockdowns in playing all 59 snaps at Syracuse on Oct. 13; named team offensive player-of-the-game ... had a team-tying-high four knockdowns in 65 snaps against Georgia Tech on Oct. 28; named ACC Offensive Lineman-of-the-Week ... had a team-tying-high three knockdowns in 80 snaps at No. 20 NC State on Nov. 4; named ACC Offensive Lineman-of-the-Week; named team co-offensive player-of-the-game ... had a knockdown in 68 snaps against Florida State on Nov. 11 ... had five knockdowns in 68 snaps at South Carolina on Nov. 25; named Co-ACC Offensive Lineman-of-the-Week ... had a team-high three knockdowns in 60 snaps against No. 7 Miami (Fla.) in the ACC Championship Game on Dec. 2.

**2016:** Tied for second on the team with 32.5 knockdown blocks in 994 snaps (14 starts) ... first-team All-ACC (media) ... second-team All-ACC (coaches) ... opened strong with a 90 percent effort at Auburn, and played all 81 snaps of the win ... graded 89 percent in win over Troy, with three knockdowns ... graded 93 percent in just 30 snaps against SC State ... tied for team high with three knockdowns versus Georgia Tech ... had two knockdowns in 66 snaps against No. 3 Louisville ... posted 93 percent grade and played 46 snaps in win at Boston College ... graded over 90 percent and named offensive player of the game by coaches in the overtime triumph against NC State ... graded 92 percent, best on the team, in win over Syracuse ... played just two snaps against Pittsburgh before suffering a foot injury ... started next time out at Wake Forest and graded 91 percent in 69 snaps ... graded 91 percent and contributed team-high four knockdown blocks against South Carolina in 64 snaps ... had three knockdowns in win over Virginia Tech ... posted two knockdowns and 87 percent grade versus Ohio State ... punctuated sophomore season with 90 percent grade and three knockdowns in National Championship Game against Alabama.

**2015:** First-team freshman All-American by Sporting News and USA Today ... third-team All-ACC (media, coaches) ... second on the team with 37 knockdown blocks in 15 starts (1,049 snaps) ... had three or more knockdowns in seven games ... graded 92 percent in his first career game against Wofford ... posted three knockdowns and an 85 percent mark in the win over Appalachian State ... graded 87 percent and took part in every snap of the road win at Louisville ... added three knockdowns versus the Cards ... played all 65 snaps in win over Notre Dame, while grading 86 percent ... named co-offensive player-of-the-game by the coaches ... logged 54 snaps with three knockdowns against Georgia Tech ... graded 85 percent with two knockdowns in 66 snaps in win over Boston College ... team-best 91 percent grade at Miami in 53 snaps ... had three knockdowns and was a big reason the Tigers rushed for 416 yards versus the 'Canes ... helped Clemson to 623 yards of total offense at NC State and graded 90 percent against the Wolfpack ... earned 93 percent mark on film in playing every snap against Florida State, while earning ACC Offensive Lineman of the Week honors for the first time ... first

# TIGER BIOS

first-year freshman to earn ACC Offensive Lineman-of-the-Week honors in school history ... posted team high 90 percent grade and three knockdowns against Wake Forest ... played 62 snaps and graded 91 percent at South Carolina ... graded 88 percent in the Capital One Orange Bowl, where he collected four knockdown blocks against Oklahoma ... great performance in the National Championship Game against a talented Alabama defense with three knockdowns and 91 percent grade.

**Before Clemson:** Played in the U.S. Army All-American Bowl ... first-team All-American by MaxPreps.com, Parade and USA Today as a senior ... first-team All-American by MaxPreps.com as a junior ... No. 8 player and No. 2 offensive tackle in the nation by Scout.com ... No. 22 player and No. 2 offensive tackle in the nation by 247Sports.com (sixth-best signee entering the ACC) ... No. 16 player and No. 2 offensive tackle in the nation and No. 2 player in Georgia by ESPN ... No. 16 player and No. 2 offensive tackle in the nation and No. 3 player in Georgia by Rivals.com ... participated in The Opening ... coached by Bob Sphire ... recruited by Tony Elliott

**Personal:** His uncle, Dan Benish, was an All-ACC defensive tackle and a starter on Clemson's 1981 National Championship team ... majoring in financial management ... born Feb. 6, 1997.

## #10 TUCKER ISRAEL

Enrolled in January 2015 ... is 4-4 passing for 25 yards with no interceptions in 12 snaps over two games in his career ... has completed 100 percent of his passes and has a 152.5 pass efficiency rating ... has two yards on a carry.

**2017:** Has not appeared in a game.

**2016:** Appeared in two games, going 4-4 passing for 25 yards ... made collegiate debut against SC State, hitting on all three of his pass attempts for 22 yards ... completed a three-yard pass in game against Syracuse.

**2015:** Redshirted.

**Before Clemson:** Second-team All-American by MaxPreps.com and honorable mention Parade All-American as a senior ... set six state passing records ... broke Tim Tebow's state record for passing touchdowns in a season (56), 10 more than Tebow ... set the state record for career passing touchdowns (162) ... passed for 15,034 yards in his career; averaged 5.1 passing touchdowns and 349 yards per game in his career ... had 1,314 yards and 18 touchdowns on 222 carries in his career ... only player in state history with 600 passing yards in consecutive games ... No. 12 dual-threat quarterback in the nation by ESPN ... had 4,446 passing yards and 56 touchdowns as a senior ... had 3,979 passing yards and 40 touchdowns as a junior ... had 3,685 passing yards and 36 touchdowns as a sophomore ... coached by Anthony Paradiso ... recruited by Chad Morris.

**Personal:** Majoring in sociology ... born Aug. 11, 1996.

### ISRAEL CAREER STATS

Passing											
Year	G-S	Snaps	C-A-I	Yds	TD	LG	Pct	Y/A	Y/C	Y/G	Eff
2016	2-0	12	4-4-0	25	0	17	100.0	6.2	6.2	12.5	152.5

Rushing & Total Offense											
Year	Car	Yds	Y/C	Y/G	TD	LG	PL	Tot	TDR	Y/G	
2016	1	2	2.0	1.0	0	2	5	27	0	13.5	

## #37 AUSTIN JACKSON

Transfer from East Tennessee State who sat out the 2016 season as a redshirt.

**2017:** Has played two games, which came against Kent State on Sept. 2 and The Citadel on Nov. 18.

**2016:** Redshirted.

**Before Clemson:** Played the 2015 season at East Tennessee State, where he appeared in nine games and contributed 32 tackles ... posted two tackles for loss and had a fumble recovery as well ... two-sport ath-

lete also ran track at Green Hope High School in North Carolina ... set school record in 55 dash (6.84) as a senior ... earned All-America honors after leading sprint medley relay to a sixth-place finish at the 2015 New Balance Indoor Nationals.

**Personal:** Majoring in management ... born June 17, 1996.

### A. JACKSON CAREER STATS

Year	G-S	Snaps	Hit	Ass	Tot	TFL	Sacks	Int	QB	PBU	CF-RF
2017	2-0	0	0	0	0	0-0	0-0	0-0	0	0	0-0

## #45 JOSH JACKSON

First-year Tiger.

**2017:** Has played one game, which came against The Citadel on Nov. 18.

**Before Clemson:** Lettered at Christ Church Episcopal School.

**Personal:** Major is undeclared ... born Nov. 11, 1997.

### J. JACKSON CAREER STATS

Year	G-S	Snaps	Hit	Ass	Tot	TFL	Sacks	Int	QB	PBU	CF-RF
2017	1-0	0	0	0	0	0-0	0-0	0-0	0	0	0-0

## #14 DENZEL JOHNSON

Has 15 tackles, a tackle for loss, pass breakup and recovered fumble in 107 snaps over 24 games in his career.

**2017:** Has six tackles, a tackle for loss and pass breakup in 53 snaps over 11 games ... had a tackle and pass breakup in seven snaps at No. 14 Louisville on Sept. 16 ... had three tackles and a tackle for loss in 30 snaps against The Citadel on Nov. 18.

**2016:** Produced nine tackles, including five on special teams, in 54 snaps over 13 games ... appeared in first career game on special teams at Auburn and contributed a tackle ... scored a touchdown by recovering a muffed kickoff return in the rout of SC State ... had five tackles, including one on special teams, in 20 snaps against South Carolina ... posted two special teams tackles in ACC Championship win over Virginia Tech, earning player of the game honors in that phase by the Tiger coaches.

**2015:** Redshirted.

**Before Clemson:** No. 14 player in South Carolina by ESPN ... No. 2 safety in South Carolina by Scout.com ... named an MVP of the North team in the North-South All-Star game ... led his 12-2 team to the fourth round of the AAA playoffs as a senior ... AAA state player-of-the-year by High School Sports Report as a senior ... Midlands Player-of-the-Year by The State as a senior ... had 69 receptions for 910 yards and 12 touchdowns as a senior ... had two kickoff returns for touchdowns and a punt return for a touchdown as a senior ... had 60 tackles, two interceptions and eight pass breakups as a senior ... two of his assistant coaches were former Tigers (Airese Currie, Todd McClinton) ... coached by Reggie Shaw ... recruited by Mike Reed.

**Personal:** Majoring in sports communication ... born April 19, 1997.

### D. JOHNSON 2017 GAME-BY-GAME STATS

Date	Opponent	Snaps	Hit	Ass	Tot	TFL	Int	PBU
9-2	Kent State				DNP			
9-9	Auburn				DNP			
9-16	at Louisville	7	1	0	1			1
9-23	Boston College	0	0	0	0			
9-30	at Virginia Tech	2	0	0	0			
10-7	Wake Forest	0	0	0	0			
10-13	at Syracuse	0	0	0	0			
10-28	Georgia Tech	0	0	0	0			
11-4	at NC State	0	0	0	0			
11-11	Florida State	3	0	0	0			
11-18	The Citadel	30	3	0	3	1-2		
11-25	at South Carolina	0	0	0	0			
12-2	Miami (Fla.)	11	2	0	2			
Totals		53	6	0	6	1-2	0-0	1

### D. JOHNSON CAREER STATS

Year	G-S	Snaps	Hit	Ass	Tot	TFL	Sacks	Int	QB	PBU	CF-RF
2016	13-0	54	6	3	9	0-0	0-0	0-0	0	0	0-1
2017	11-0	53	6	0	6	1-2	0-0	0-0	0	1	0-0
Totals	24-0	107	12	3	15	1-2	0-0	0-0	0	1	0-1

## #15 HUNTER JOHNSON

First-year Tiger who has served as a backup quarterback in 2017.

**2017:** Is 21-27 passing for 234 yards and two touchdowns against an interception in 76 snaps over seven games ... has completed 77.8 percent of his passes and has a 167.6 pass efficiency rating ... was 5-6 passing for 39 yards against Kent State on Sept. 2 ... was 5-5 passing for 42 yards and a his first career touchdown against Wake Forest on Oct. 7 ... was 7-8 passing for 144 yards and a touchdown against The Citadel on Nov. 18.

**Before Clemson:** Rated as the top quarterback in the nation by ESPN ... the best player in the state of Indiana, he was named Mr. Football in 2016 ... a 2016 Elite 11 quarterback, his highest prospect rating is No. 18 by Rivals, which also ranks him as the best player in Indiana and second-best quarterback in the nation ... top prospect in Indiana and No. 2 quarterback nationally by 247 Sports ... Most Valuable Player in the US Army All-American game ... invited to the Nike event "The Opening" in Oregon ... three-year starter for Brownsburg High School played for John Hart ... completed 166-318 passes for 2,233 yards and 25 touchdowns as a senior when he led Brownsburg to 8-2 record ... also rushed for 525 yards and three scores ... had best game against Zionsville when he completed 21-33 passes for 302 yards and five scores ... had 105 rushing yards in a win over Westfield ... as a junior, completed 174-316 passes for 2,542 yards and 31 touchdowns in just 10 games ... had three games with at least five touchdown passes, including a win over Lawrence North when he was 25-38 for 445 yards and six scores ... as a sophomore, completed 122-226 for 1,434 yards and 10 scores ... for his career, completed 496-964 for 6,657 yards and 69 touchdowns ... also had 727 rushing yards, with 7,384 yards of total offense and 76 total touchdowns ... received IFCA and AP all-state honors as a junior and senior ... also an all-state track performer in spring of 2015 ... ran on 4x400 relay team that finished fourth in the state in 2015 ... first Clemson signee from the state of Indiana on record ... wore #15 in high school ... recruited to Clemson by Brandon Streeter.

**Personal:** Majoring in communication ... born March 18, 1998.

### H. JOHNSON 2017 GAME-BY-GAME STATS

Date	Opponent	Snaps	C-A-I	Yds	TD	Car	Yds	TD	PL	Tot
9-2	Kent State	20	5-6-0	39	0	0	0	0	6	39
9-9	Auburn				DNP					
9-16	at Louisville	3	1-1-0	0	0	0	0	0	1	0
9-23	Boston College				DNP					
9-30	at Virginia Tech				DNP					
10-7	Wake Forest	7	5-5-0	42	1	0	0	0	5	42
10-13	at Syracuse				DNP					
10-28	Georgia Tech	10	0-0-0	0	0	1	4	0	1	4
11-4	at NC State				DNP					
11-11	Florida State				DNP					
11-18	The Citadel	16	7-8-0	144	1	0	0	0	8	144
11-25	at South Carolina	14	2-4-1	13	0	0	0	0	4	13
12-2	Miami (Fla.)	6	1-3-0	-4	0	1	-8	0	4	-12
Totals		76	21-27-1	234	2	2	-4	0	29	230

### H. JOHNSON CAREER STATS

Passing											
Year	G-S	Snaps	C-A-I	Yds	TD	LG	Pct	Y/A	Y/C	Y/G	Eff
2017	7-0	76	21-27-1	234	2	78	77.8	8.7	11.1	33.4	167.6

Rushing & Total Offense											
Year	Car	Yds	Y/C	Y/G	TD	LG	PL	Tot	TDR	Y/G	
2017	2	-4	-2.0	-0.6	0	4	29	230	2	32.9	

## #93 STERLING JOHNSON

Has 14 tackles, three tackles for loss, two sacks and a quarterback pressure in 129 snaps over 11 games.

**2017:** Has nine tackles, three tackles for loss, two sacks and a quarterback pressure in 83 snaps over eight games ... had four tackles and a tackle for loss in 18 snaps against Kent State on Sept. 2 ... had a sack in eight snaps at No. 14 Louisville on Sept. 16 ... had a sack in five snaps against No. 7 Miami (Fla.) in the ACC Championship Game on Dec. 2.





**2016:** Had five tackles in 46 snaps (three games) ... made collegiate debut against SC State, with three tackles in 17 snaps ... saw nine snaps against Syracuse ... had two tackles in 20 snaps against South Carolina.

**2015:** Redshirted.

**Before Clemson:** Led Cleveland High School to a 10-3 record as a senior ... No. 109 player and No. 14 defensive end in the nation and No. 4 player in North Carolina by ESPN ... played in the Under Armour All-America Game ... had 78 tackles and 44 were tackles for loss as a junior ... had 7.5 sacks and two blocked punts in a state playoff game ... coached by Scott Riley ... recruited by Mike Reed.

**Personal:** Majoring in communication ... born Aug. 20, 1997.

#### S. JOHNSON 2017 GAME-BY-GAME STATS

Date	Opponent	Snaps	Hit	Ast	Tot	TFL	Sacks	QP
9-2	Kent State	18	3	1	4	1-3		
9-9	Auburn					DNP		
9-16	at Louisville	8	1	0	1	1-3	1-3	
9-23	Boston College	7	0	0	0			
9-30	at Virginia Tech	8	1	0	1			
10-7	Wake Forest	7	0	0	0			
10-13	at Syracuse					DNP		
10-28	Georgia Tech					DNP		
11-4	at NC State					DNP		
11-11	Florida State					DNP		
11-18	The Citadel	26	1	1	2			
11-25	at South Carolina	4	0	0	0			
12-2	Miami (Fla.)	5	1	0	1	1-4	1-4	1
<b>Totals</b>		<b>83</b>	<b>7</b>	<b>2</b>	<b>9</b>	<b>3-10</b>	<b>2-7</b>	<b>1</b>

#### S. JOHNSON CAREER STATS

Year	G-S	Snaps	Hit	Ast	Tot	TFL	Sacks	Int	QP	PBU	CF-RF
2016	3-0	46	3	2	5	0-0	0-0	0-0	0	0	0-0
2017	8-0	83	7	2	9	3-10	2-7	0-0	1	0	0-0
<b>Totals</b>	<b>11-0</b>	<b>129</b>	<b>10</b>	<b>4</b>	<b>14</b>	<b>3-10</b>	<b>2-7</b>	<b>0-0</b>	<b>1</b>	<b>0</b>	<b>0-0</b>

### #34 KENDALL JOSEPH

Veteran linebacker who has grown into a reliable cog in the middle of the defense ... has 215 tackles, 17.5 tackles for loss, four sacks, 30 quarterback pressures, two interceptions for 37 yards, two pass breakups and three caused fumbles in 1,605 snaps over 33 games (25 starts) in his career.

**2017:** Third-Team All-ACC selection ... third-team All-ACC by Phil Steele ... has 80 tackles, four tackles for loss, 0.5 sacks, 10 quarterback pressures, an interception for 37 yards, two pass breakups and a caused fumble in 612 snaps over 11 games (10 starts) ... had a team-high eight tackles and a tackle for loss in 25 snaps against Kent State on Sept. 2; named team co-defensive player-of-the-game ... had six tackles and 0.5 tackles for loss in 62 snaps against No. 13 Auburn on Sept. 9 ... had two tackles and a pass breakup in 55 snaps at No. 14 Louisville on Sept. 16 ... had a team-high nine tackles and tackle for loss in 54 snaps against Boston College on Sept. 23; named team co-defensive player-of-the-game ... had 10 tackles, a tackle for loss and pass breakup in 59 snaps at No. 12 Virginia Tech on Sept. 30 ... had eight tackles in 54 snaps against Wake Forest on Oct. 7 ... had 12 tackles and a team-high four quarterback pressures in 87 snaps at Syracuse on Oct. 13 ... had seven tackles and a caused fumble in 56 snaps against Georgia Tech on Oct. 28 ... had seven tackles in 70 snaps at No. 20 NC State on Nov. 4 ... had four tackles and 0.5 tackles for loss in 44 snaps at South Carolina on Nov. 25 ... had a team-tying-high seven tackles and a 37-yard interception return in 46 snaps against No. 7 Miami (Fla.) in the ACC Championship Game on Dec. 2; named team co-defensive player-of-the-game.

**2016:** Earned defense's Most Improved Award ... second-leading tackler with 124 stops over 15 games (15 starts) ... tied for team lead with 13.5 tackles for loss, while adding 3.5 sacks and 16 quarterback pressures ... posted team-high 14 tackles in win at Auburn to open the season, three were for loss ... added a sack against the Tigers ... named ACC Linebacker of the Week for his performance ... posted seven tackles, including two for loss, and an interception in win over Troy ... had a

tackle for loss at Georgia Tech ... tallied 11 tackles in 100 snaps against No. 3 Louisville ... posted 10 stops in the road win at Boston College ... leading tackler with 10 in overtime win over NC State ... defensive player of the game by coaches following an 11-tackle, 1.5 sack effort at Wake Forest ... led the way with 11 tackles in ACC Championship Game against Virginia Tech ... posted eight tackles, one for loss and a caused fumble in 31-0 shutout over Ohio State ... notched nine stops, including 2.5 for loss, against Alabama.

**2015:** Had 11 tackles in 63 snaps over seven games ... also had four quarterback pressures ... posted a tackle in 14 snaps in his first game against Wofford ... played 20 snaps and contributed two tackles and three quarterback pressures at Miami ... sat the Wake Forest game due to concussion suffered in practice ... came up with a critical fourth-down stop on a running play in the Orange Bowl win over Oklahoma.

**2014:** Redshirted.

**Before Clemson:** Rated as the No. 18 inside linebacker in the nation by ESPN ... No. 17 player in South Carolina by 247Sports.com ... Shrine Bowl selection ... led Belton-Honea Path High School to an 11-2 record and the third round of state playoffs as a senior ... had 118 tackles, three tackles for loss, two interceptions, a recovered fumble and blocked punt as a senior ... had 205 yards and six touchdowns on 47 carries as a senior ... had 139 tackles, 13 tackles for loss and 2.5 sacks as a junior ... had 115 tackles, 15 tackles for loss, two sacks and one caused fumble as a sophomore ... three-time state weightlifting champion; also played basketball and ran track ... coached by Russell Blackston at Belton-Honea Path High School ... recruited by Chad Morris.

**Personal:** Majoring in health science ... born Nov. 19, 1995.

#### JOSEPH 2016 GAME-BY-GAME STATS

Date	Opponent	Snaps	Hit	Ast	Tot	TFL	Sacks	QP
9-3	at Auburn	*66	6	8	14	3-8	1-6	2
9-10	Troy	*71	4	3	7	2-4		
9-17	SC State	*24	3	3	6			1
9-22	at Georgia Tech	*56	3	4	7	1-4		
10-1	Louisville	*100	7	4	11			3
10-7	at Boston College	*60	7	3	10			
10-15	NC State	*79	7	3	10			
10-29	at Florida State	*69	3	1	4	1-10	1-10	4
11-5	Syracuse	*44	3	1	4			
11-12	Pittsburgh	*75	4	3	7			
11-19	at Wake Forest	*53	9	2	11	2-16	1.5-15	
11-26	South Carolina	*40	4	1	5			
12-3	Virginia Tech	*72	6	5	11	1-1		1
12-31	Ohio State	*55	7	1	8	1-3		1
1-9	Alabama	*66	8	1	9	2.5-7		1
<b>Totals</b>		<b>930</b>	<b>81</b>	<b>43</b>	<b>124</b>	<b>13.5-53</b>	<b>3.5-31</b>	<b>16</b>

\* - start; Note: Had an interception against Troy; had caused fumbles against Troy and Ohio State.

#### JOSEPH 2017 GAME-BY-GAME STATS

Date	Opponent	Snaps	Hit	Ast	Tot	TFL	Sacks	Int
9-2	Kent State	*25	4	4	8	1-3		
9-9	Auburn	*62	3	3	6	0.5-2		
9-16	at Louisville	*55	2	0	2			
9-23	Boston College	*54	5	4	9	1-1		
9-30	at Virginia Tech	*59	4	6	10	1-1		
10-7	Wake Forest	*54	5	3	8			
10-13	at Syracuse	*87	9	3	12			
10-28	Georgia Tech	*56	5	2	7			
11-4	at NC State	*70	3	4	7			
11-11	Florida State					DNP		
11-18	The Citadel					DNP		
11-25	at South Carolina	*44	3	1	4	0.5-0		
12-2	Miami (Fla.)	*46	3	4	7			1-37
<b>Totals</b>		<b>612</b>	<b>46</b>	<b>34</b>	<b>80</b>	<b>4-7</b>	<b>0.5-2</b>	<b>1-37</b>

\* - start; Note: Had a caused fumble against Georgia Tech.

#### JOSEPH CAREER STATS

Year	G-S	Snaps	Hit	Ast	Tot	TFL	Sacks	Int	QP	PBU	CF-RF
2015	7-0	63	7	4	11	0-0	0-0	0-0	4	0	0-0
2016	15-15	930	81	43	124	13.5-53	3.5-31	1-0	16	0	2-0
2017	11-10	612	46	34	80	4-7	0.5-2	1-37	10	2	1-0
<b>Totals</b>	<b>33-25</b>	<b>1605</b>	<b>134</b>	<b>81</b>	<b>215</b>	<b>17.5-60</b>	<b>4-33</b>	<b>2-37</b>	<b>30</b>	<b>2</b>	<b>3-0</b>

### #22 XAVIER KELLY

Freshman who has been a backup at defensive end in his first active season in 2017.

**2017:** Has eight tackles, a tackle for loss and sack in 76 snaps over eight games ... had a sack in nine snaps against Wake Forest on Oct. 7 ... had five tackles in 22 snaps against The Citadel on Nov. 18.

**2016:** Redshirted.

**Before Clemson:** Rated as a consensus top 150 prospect in the nation ... rated the No. 84 overall prospect by 247 Sports ... No. 1 prospect in Kansas and eighth best defensive end in the nation by 247 Sports ... listed as No. 113 prospect overall by Scout and No. 154 by both ESPN and Prep Star ... No. 141 overall and second-best player in Kansas by Rivals ... No. 1 prospect in Kansas by ESPN ... played in the U.S. Army All-American game ... had 72 tackles as a senior, 39 first hits and 33 assists in just nine games ... had 12 tackles for loss, including 8.5 sacks ... also an outstanding basketball player, a three-year starter and double figure scorer all three years ... started at center on the East High School AAAAAA State Championship team of 2015 ... honorable mention all-state as a basketball player ... played his high school football for Bill Coffman ... selected Clemson over offers from Georgia, Oklahoma, Kansas State and Alabama ... recruited by Brent Venables and Marion Hobby.

**Personal:** First Clemson signee from the state of Kansas since Jason Gamble in 1996 ... majoring in parks, recreation & tourism management.

#### KELLY 2017 GAME-BY-GAME STATS

Date	Opponent	Snaps	Hit	Ast	Tot	TFL	Sacks	QP
9-2	Kent State	10	0	0	0			
9-9	Auburn					DNP		
9-16	at Louisville	6	0	0	0			
9-23	Boston College	6	0	1	1			
9-30	at Virginia Tech	15	1	0	1			
10-7	Wake Forest	9	1	0	1	1-2	1-2	
10-13	at Syracuse					DNP		
10-28	Georgia Tech					DNP		
11-4	at NC State					DNP		
11-11	Florida State	1	0	0	0			
11-18	The Citadel	22	5	0	5			
11-25	at South Carolina					DNP		
12-2	Miami (Fla.)	7	0	0	0			
<b>Totals</b>		<b>76</b>	<b>7</b>	<b>1</b>	<b>8</b>	<b>1-2</b>	<b>1-2</b>	<b>0</b>

#### KELLY CAREER STATS

Year	G-S	Snaps	Hit	Ast	Tot	TFL	Sacks	Int	QP	PBU	CF-RF
2017	8-0	76	7	1	8	1-2	1-2	0-0	0	0	0-0

### #97 CARSON KING

Original walk-on joined the team in the spring of 2016 ... has a 38.8-yard average and 35.5-yard net average on four punts in four games (one start) in his career ... has two punts inside the 20 against no touchbacks.

**2017:** Has a 39.3-yard average and 35.7-yard net average on three punts in three games ... has a punt inside the 20 against no touchbacks ... had a 49-yard punt against Kent State on Sept. 2 ... had a 37-yard punt against Wake Forest on Oct. 7 ... had a 32-yard punt inside the 20 against The Citadel on Nov. 18.

**2016:** Punted once for 37 yards in the 59-0 win over SC State.

**Before Clemson:** Starting tight end and punter for Brentwood Academy in Tennessee.

**Personal:** Majoring in chemical engineering ... born July 21, 1996.

#### C. KING CAREER STATS

Year	G-S	P	Yds	Avg	-20	50+	TB	HB	LG	Net
2016	1-1	1	37	37.0	1	0	0	0	37	35.0
2017	3-0	3	118	39.3	1	0	0	0	49	35.7
<b>Totals</b>	<b>4-1</b>	<b>4</b>	<b>155</b>	<b>38.8</b>	<b>2</b>	<b>0</b>	<b>0</b>	<b>0</b>	<b>49</b>	<b>35.5</b>

### #52 MATTHEW KING

First-year Tiger.

**2017:** Did not appear in a game.

**Before Clemson:** Lettered at Boiling Springs High School.

**Personal:** Majoring in construction science & management ... born July 18, 1997.

### #57 TRE LAMAR

Enrolled in January 2016 and made an impact defensively and on special teams ... has 74 tackles, 7.5 tackles for loss, five sacks, three quarterback pressures,

# TIGER BIOS

two pass breakups, a caused fumble and recovered fumble in 433 snaps over 25 games (eight starts) in his career.

**2017:** Has 52 tackles, five tackles for loss, four sacks, three quarterback pressures, a pass breakup, caused fumble and recovered fumble in 331 snaps over 10 games (eight starts) ... had five tackles in 22 snaps against Kent State on Sept. 2 ... had four tackles and a sack in 37 snaps against No. 13 Auburn on Sept. 9 ... had seven tackles and two quarterback pressures in 50 snaps against Boston College on Sept. 23 ... had six tackles and two quarterback pressures in 35 snaps at No. 12 Virginia Tech on Sept. 30 ... had a team-high 10 tackles in 31 snaps against Wake Forest on Oct. 7; named team co-defensive player-of-the-game ... had nine tackles and two sacks in 46 snaps against Georgia Tech on Oct. 28; named team co-defensive player-of-the-game ... had five tackles, a tackle for loss and pass breakup in 62 snaps at No. 20 NC State on Nov. 4 ... had four tackles, a sack, caused fumble and recovered fumble in 18 snaps against Florida State on Nov. 11.

**2016:** Produced 22 tackles in 102 snaps (15 games) ... contributed seven of his tackles on special teams ... posted four tackles and a sack in his first game as a Tiger at Auburn ... two of his four stops were on special teams ... registered 1.5 tackles for loss in win over SC State ... notched three tackles in 10 snaps against Boston College ... had two tackles in 21 snaps against Syracuse ... showed his range with outstanding pass breakup in the redzone against Wake Forest ... had four stops in 12 plays against South Carolina ... posted an assisted tackle on special teams coverage against Alabama.

**Before Clemson:** No. 89 player in the nation and No. 2 linebacker, and No. 9 player in Georgia by ESPN ... No. 16 overall player and No. 2 linebacker in the nation and No. 4 player in Georgia by Rivals ... No. 37 player by and No. 2 linebacker in the nation and No. 6 in Georgia by 247 Sports ... No. 48 player in the nation by Max Preps ... also rated as No 80 overall player in the nation by Tom Lemming ... Under Armour All-American ... named Defensive Player of the Year in state of Georgia by the Atlanta Constitution ... Region Player of the Year as well ... had 156 tackles, 17 tackles for loss, including 10 sacks, three passes broken up, one blocked kick, one interception and one touchdown as a senior at Roswell High in 2015, helping his team to a 14-0 record before losing in the state championship game ... so his high school team had same record as Clemson in 2015 ... had nine tackles and a sack in state championship game ... started his senior year strong with 18 tackles, three sacks and two fumble recoveries in the season opener ... had 76 tackles in first five games of the 2015 season ... had 78 tackles, 19 for losses, including one for a safety as a junior ... had 67 tackles, four sacks, 25 tackles for loss and 8 pass break-ups in 2013 ... named to Super 11 Team in 2015 by the Atlanta Constitution, first player from Roswell High to be named ... chose Clemson over Alabama and Auburn ... played his high school football for John Ford, a Clemson graduate.

**Personal:** His uncle, Anthony Butts played for Mississippi State and in the NFL ... majoring in pre-business.

## LAMAR 2016 GAME-BY-GAME STATS

Date	Opponent	Snaps	Hit	Ast	Tot	TFL	Sacks	QP
9-3	at Auburn	8	4	0	4	1-2	1-2	
9-10	Troy	12	1	0	1			
9-17	SC State	19	1	2	3	1.5-2		
9-22	at Georgia Tech	0	1	0	1			
10-1	Louisville	6	0	0	0			
10-7	at Boston College	10	2	1	3			
10-15	NC State	1	0	0	0			
10-29	at Florida State	1	1	0	1			
11-5	Syracuse	21	1	1	2			
11-12	Pittsburgh	2	0	0	0			
11-19	at Wake Forest	8	1	1	2			
11-26	South Carolina	12	2	2	4			
12-3	Virginia Tech	1	0	0	0			
12-31	Ohio State	1	0	0	0			
1-9	Alabama	0	0	1	1			
<b>Totals</b>		<b>102</b>	<b>13</b>	<b>9</b>	<b>22</b>	<b>2.5-4</b>	<b>1-2</b>	<b>0</b>

## LAMAR 2017 GAME-BY-GAME STATS

Date	Opponent	Snaps	Hit	Ast	Tot	TFL	Sacks	Int
9-2	Kent State	*22	1	4	5			
9-9	Auburn	37	4	0	4	1-14	1-14	
9-16	at Louisville	*28	1	0	1			
9-23	Boston College	*50	4	3	7			
9-30	at Virginia Tech	*35	4	2	6			
10-7	Wake Forest	*31	5	5	10			
10-13	at Syracuse	2	1	0	1			
10-28	Georgia Tech	*46	6	3	9	2-2	2-2	
11-4	at NC State	*62	2	3	5	1-4		
11-11	Florida State	*18	2	2	4	1-15	1-15	
11-18	The Citadel							DNP
11-25	at South Carolina							DNP
12-2	Miami (Fla.)							DNP
<b>Totals</b>		<b>331</b>	<b>30</b>	<b>22</b>	<b>52</b>	<b>5-35</b>	<b>4-31</b>	<b>0-0</b>

\* - start; Note: Had a caused fumble and recovered fumble against Florida State.

## LAMAR CAREER STATS

Year	G-S	Snaps	Hit	Ast	Tot	TFL	Sacks	Int	QB	PBU	CF-RF
2016	15-0	102	13	9	22	2.5-4	1-2	0-0	0	1	0-0
2017	10-8	331	30	22	52	5-35	4-31	0-0	3	1	1-1
<b>Totals</b>	<b>25-8</b>	<b>433</b>	<b>43</b>	<b>31</b>	<b>74</b>	<b>7.5-39</b>	<b>5-33</b>	<b>0-0</b>	<b>3</b>	<b>2</b>	<b>1-1</b>

## #90 DEXTER LAWRENCE

Enrolled in January 2016 and had an enormous impact ... has 116 tackles, 12.5 tackles for loss, 9.5 sacks, 28 quarterback pressures, two pass breakups, a caused fumble and two recovered fumbles in 1,030 snaps over 26 games (22 starts) ... two-time All-ACC selection.

**2017:** One of 18 semifinalists for the Bednarik Award ... third-team All-American by Sports on Earth ... First-Team All-ACC selection ... first-team All-ACC by AP ... has 37 tackles, three tackles for loss, 2.5 sacks, five quarterback pressures, a pass breakup and caused fumble in 387 snaps over 11 games (11 starts) ... had four tackles in 23 snaps against Kent State on Sept. 2 ... had five tackles and 0.5 tackles for loss in 48 snaps against No. 13 Auburn on Sept. 9 ... had two tackles, a sack and two quarterback pressures in 31 snaps at No. 14 Louisville on Sept. 16; named team co-defensive player-of-the-game ... had three tackles in 31 snaps against Boston College on Sept. 23 ... had three tackles and a caused fumble in 40 snaps at No. 12 Virginia Tech on Sept. 30 ... had four tackles and 0.5 tackles for loss in 30 snaps against Wake Forest on Oct. 7 ... had nine tackles in 66 snaps at Syracuse on Oct. 13 ... played 14 snaps against Georgia Tech on Oct. 28; named team co-defensive player-of-the-game ... had three tackles and two quarterback pressures in 46 snaps at No. 20 NC State on Nov. 4 ... had three tackles, a sack and pass breakup in 29 snaps against No. 7 Miami (Fla.) in the ACC Championship Game on Dec. 2.

**2016:** Freshman All-American by ESPN and USA Today ... ACC Defensive Rookie of the Year (media, coaches) ... Defensive Rookie of the Year by Pro Football Focus ... second-team All-ACC (media, coaches) ... All-ACC Academic Team selection ... shared Rookie of the Year honors defensively with Clelin Ferrell ... produced 79 tackles, fifth-most on the team, in 643 snaps over 15 games (11 starts) ... broke Clemson freshman record with seven sacks, while also tallying 9.5 tackles for loss ... produced 23 quarterback pressures, the second-highest figure on the team ... also had two recovered fumbles and two blocked kicks ... notched 10 tackles in his debut at Auburn, with a sack and pass breakup ... also played on offense, helping Wayne Gallman to a touchdown run ... posted two tackles for loss against Troy ... credited with six pressures by the coaches in 46-point win at Boston College, where he also contributed a fumble recovery ... had a sack in win over NC State ... posted a sack and five total tackles at Florida State, a 37-34 win for the Tigers ... had five tackles, including a sack, against Syracuse ... blocked a field goal and extra point in loss to Pittsburgh ... had a sack in 21 snaps of victory over South Carolina ... posted two sacks in ACC Championship win over Virginia Tech ... had four tackles and two pressures in National Championship against Alabama.

**Before Clemson:** One of the highest rated five-star recruits in Clemson history ... first-team USA Today All-

American ... listed as the No. 2 overall player in the nation by Rivals and 247Sports.com, the highest ranking in history for a Clemson signee by the latter ... No. 3 by Scout.com ... No. 5 overall player in the nation by PrepStar ... No. 6 overall prospect by ESPN and No. 7 by Tom Lemming ... top-two prospect at his position according to 247 Sports, Rivals, and Scout ... third-best prospect at defensive tackle by ESPN ... top player in the state of North Carolina according to all services ... Associated Press Prep Player of the Year in North Carolina in 2015 ... played in the U.S. Army All-America game ... first-team all-state, he was the top vote getter on the defense ... had 91 tackles, 21 tackles for a loss, 13 sacks, and 16 quarterback hurries in 12 games as a senior ... helped Wake Forest to a 12-1 record his senior year ... had 55 tackles, 10 sacks, 25 tackles for loss, three blocked kicks and three forced fumbles as a junior ... helped team to a 15-1 record and a berth in AAAA State Championship game ... had 56 tackles, including 19 tackles for loss and five sacks as a sophomore ... for his career had 204 tackles, 65 tackles for loss and 28 sacks ... added six caused fumbles and three fumble recoveries ... played three years of basketball ... recruited by Brent Venables, Robbie Caldwell and Dan Brooks ... narrowed his college choices to Clemson, Ohio State, Southern Cal, Alabama and Florida ... coached by Reggie Lucas.

**Personal:** Participated in math camps as a young man ... Clemson was his first college offer ... majoring in justice studies.

## LAWRENCE 2016 GAME-BY-GAME STATS

Date	Opponent	Snaps	Hit	Ast	Tot	TFL	Sacks	QP
9-3	at Auburn	37	7	3	10	1-11	1-11	
9-10	Troy	*41	5	2	7	2-5		1
9-17	SC State	20	1	2	3	0.5-0		3
9-22	at Georgia Tech	*40	3	5	8			3
10-1	Louisville	*67	4	3	7			2
10-7	at Boston College	40	2	1	3			6
10-15	NC State	*51	2	4	6	1-4	1-4	2
10-29	at Florida State	*39	3	2	5	1-7	1-7	
11-5	Syracuse	35	0	0	5	1-7	1-7	
11-12	Pittsburgh	*61	3	6	9			2
11-19	at Wake Forest	*38	2	1	3			
11-26	South Carolina	*21	4	1	5	1-3	1-3	
12-3	Virginia Tech	*69	3	1	4	2-7	2-7	1
12-31	Ohio State	*35	0	0	0			1
1-9	Alabama	*49	4	0	4			2
<b>Totals</b>		<b>643</b>	<b>48</b>	<b>31</b>	<b>79</b>	<b>9.5-44</b>	<b>7-33</b>	<b>23</b>

\* - start; had a pass breakup at Auburn; had recovered fumbles against Boston College and Pittsburgh; blocked two kicks against Pittsburgh.

## LAWRENCE 2017 GAME-BY-GAME STATS

Date	Opponent	Snaps	Hit	Ast	Tot	TFL	Sacks	QP
9-2	Kent State	*23	1	3	4			
9-9	Auburn	*48	1	4	5	0.5-2	0.5-2	
9-16	at Louisville	*31	1	1	2	1-8	1-8	2
9-23	Boston College	*31	3	0	3			
9-30	at Virginia Tech	*40	2	1	3			
10-7	Wake Forest	*30	2	2	4	0.5-1		
10-13	at Syracuse	*66	7	2	9			
10-28	Georgia Tech	*14	0	0	0			
11-4	at NC State	*46	2	1	3			2
11-11	Florida State							DNP
11-18	The Citadel							DNP
11-25	at South Carolina	*29	1	0	1			1
12-2	Miami (Fla.)	*29	2	1	3	1-7	1-7	
<b>Totals</b>		<b>387</b>	<b>22</b>	<b>15</b>	<b>37</b>	<b>3-18</b>	<b>2.5-17</b>	<b>5</b>

\* - start; Note: Had a caused fumble at Virginia Tech.

## LAWRENCE CAREER STATS

Year	G-S	Snaps	Hit	Ast	Tot	TFL	Sacks	Int	QB	PBU	CF-RF
2016	15-11	643	48	31	79	9.5-44	7-33	0-0	23	1	0-2
2017	11-11	387	22	15	37	3-18	2.5-17	0-0	5	1	1-0
<b>Totals</b>	<b>26-22</b>	<b>1030</b>	<b>70</b>	<b>46</b>	<b>116</b>	<b>12.5-62</b>	<b>9.5-50</b>	<b>0-0</b>	<b>28</b>	<b>2</b>	<b>1-2</b>

## #37 RYAN MAC LAIN

Original walk-on.

**2017:** Has nine yards on two carries in three snaps over two games ... had an 11-yard carry against The Citadel on Nov. 18.

**2016:** Made collegiate debut against SC State, logging a snap.

**Before Clemson:** Lettered at Plymouth High School.

**Personal:** Majoring in psychology ... born Aug. 26, 1996 ... cousin of current Tiger wideout Sean Mac Lain and former All-ACC offensive guard Eric Mac Lain, a 2015 senior.

# TIGER BIOS

## MAC LAIN CAREER STATS

Year	G-S	Snap	Car	Yds	Avg	TD	LG	Rec	Yds	TD
2016	2-0	1	0	0	---	0	---	0	0	0
2017	2-0	3	2	9	4.5	0	11	0	0	0
<b>Totals</b>	<b>4-0</b>	<b>4</b>	<b>2</b>	<b>9</b>	<b>4.5</b>	<b>0</b>	<b>11</b>	<b>0</b>	<b>0</b>	<b>0</b>

## #46 JARVIS MAGWOOD

One of five Tigers to earn a national championship as a second generation Clemson player ... has four tackles in nine snaps over five games in his career.

**2017:** Has played two games, which came against Kent State on Sept. 2 and The Citadel on Nov. 18.

**2016:** Played special teams against Pittsburgh, collecting two stops on coverage ... had a special teams tackle in win over South Carolina, one of two total stops.

**2015:** Did not appear in a game.

**Before Clemson:** Member of the 2014 Appalachian State team ... lettered at James F. Byrnes High School.

**Personal:** Majoring in sociology ... born April 10, 1996.

## MAGWOOD CAREER STATS

Year	G-S	Snap	Hit	Asst	Tot	TFL	Sacks	Int	QB	PBU	CF	RF
2016	3-0	6	3	1	4	0-0	0-0	0-0	0	0	0	0-0
2017	2-0	3	0	0	0	0-0	0-0	0-0	0	0	0	0-0
<b>Totals</b>	<b>5-0</b>	<b>9</b>	<b>3</b>	<b>1</b>	<b>4</b>	<b>0-0</b>	<b>0-0</b>	<b>0-0</b>	<b>0</b>	<b>0</b>	<b>0</b>	<b>0-0</b>

## #32 SYLVESTER MAYERS

Original walk-on.

**2017:** Has played one game, which came against The Citadel on Nov. 18.

**Before Clemson:** Lettered at Benedictine College Preparatory.

**Personal:** Majoring in general engineering ... born Jan. 12, 1998.

## MAYERS CAREER STATS

Year	G-S	Snap	Car	Yds	Avg	TD	LG	Rec	Yds	TD
2017	1-0	0	0	0	---	0	---	0	0	0

## #21 RAY-RAY McCLOUD

Wide receiver and cornerback who has made an impact with his elusiveness in the open field ... has 124 receptions for 1,225 yards and four touchdowns in 1,335 snaps over 39 games (19 starts) in his career ... has 50 punt returns for 485 yards and a touchdown ... has four kickoff returns for 138 yards ... wore jersey #34 for his entire career until the NC State game on Nov. 4, 2017, when he switched to #21; wore #34 against The Citadel on Nov. 18, but is slated to wear #21 in the Sugar Bowl.

**2017:** Second-team All-American (punt returner) by Pro Football Focus ... third-team All-ACC (punt returner) by Phil Steele ... Honorable Mention All-ACC selection (all-purpose, specialist) ... has 46 receptions for 502 yards and a touchdown in 565 snaps over 13 games (13 starts) ... has 25 punt returns for 303 yards and a touchdown ... had a team-tying high three receptions for 24 yards and two punt returns for 14 yards against Kent State on Sept. 2 ... had six receptions for a game-high 81 yards and four punt returns for 17 yards against No. 13 Auburn on Sept. 9 ... had a game-high seven receptions for a game-high 115 yards and a touchdown and three punt returns for nine yards at No. 14 Louisville on Sept. 16; named team co-offensive player-of-the-game ... had two receptions and a 56-yard punt return against Boston College on Sept. 23; named team special teams player-of-the-game ... had three receptions for 35 yards and a two-yard carry at No. 12 Virginia Tech on Sept. 30 ... had five receptions for 38 yards and four punt returns for 58 yards against Wake Forest on Oct. 7 ... had four receptions for 23 yards at Syracuse on Oct. 13 ... had four receptions for 40 yards, a 12-yard kickoff return and a one-yard punt return against Georgia Tech on Oct. 28 ... had two punt returns for 88 yards at No. 20 NC State on Nov. 4; his 77-yard punt return was the first for a touchdown by a Tiger on the road since 2000; named team special

teams player-of-the-game ... had a four-yard reception and three punt returns for 47 yards against Florida State on Nov. 11 ... had three receptions for 16 yards and 22 yards on two carries at South Carolina on Nov. 25 ... had six receptions for a game-high 100 yards, six yards on three carries, two punt returns for 19 yards and two tackles in seven snaps on defense against No. 7 Miami (Fla.) in the ACC Championship Game on Dec. 2.

**2016:** Tallied 49 receptions for 472 yards and two touchdowns in 455 snaps over 14 games (five starts) ... third on the team in receptions ... added 176 punt return yards on 21 attempts ... offensive player of the game by coaches after posting seven catches for 86 yards against Troy ... finished with 182 all-purpose yards after an outstanding punt return game ... returned one 75 yards in the win ... posted four catches for 60 yards and two touchdowns against SC State, while being named co-special teams player of the game with 56 punt return yards ... posted eight catches and went over the century mark (101 yards) for the first time in his college career at Georgia Tech ... named offensive player of the game by coaches in Atlanta ... missed game with Syracuse due to injury, but returned the following week against Pittsburgh ... had 24 receiving yards on three catches at Wake Forest ... had three catches for 32 yards against South Carolina ... had four grabs for 29 yards in Fiesta Bowl win over Ohio State.

**2015:** Sixth on the team with 29 receptions for 251 yards and a touchdown in 12 games (one start) ... had seven carries for 48 yards, as well as seven kickoff returns for 223 yards and a 31.9 average per return ... missed three games due to injury ... totaled game-high eight receptions in the opener against Wofford, most catches by any Tiger in history in his first game ... posted four catches for 29 yards at Louisville ... had three catches and also two carries against Georgia Tech ... posted four catches at Miami in 58-0 win ... scored first career touchdown on 34-yard pass at NC State ... suffered a knee sprain in win over Florida State ... missed games against Syracuse, Wake Forest and South Carolina with a knee sprain ... caught three passes for 27 yards in ACC Championship against North Carolina.

**Before Clemson:** No. 23 player and No. 2 wide receiver in the nation and No. 9 player in Florida by Rivals.com ... No. 81 player and No. 11 wide receiver in the nation by 247Sports.com ... No. 121 player in the nation by Scout.com ... set county records with 5,765 rushing yards and 58 total touchdowns in his career ... received the Guy Toph Award as best player in Hillsborough Country as a senior ... had 1,933 rushing yards and 17 touchdowns as a senior ... AAAAAAA all-state selection ... had 2,316 yards on 300 carries as a junior ... had 26 rushing touchdowns and had at least one touchdown and 100+ yards in 12 straight games as a junior ... coached by Brian Turner ... recruited by Tony Elliott and Jeff Scott.

**Personal:** Majoring in sociology ... born Oct. 15, 1996.

## McCLOUD 2015 GAME-BY-GAME STATS

Date	Opponent	Snap	Rec	Yds	Avg	TD	LG	Rush	PR	KOR
9-5	Wofford	42	8	80	10.0	0	32	0-0	1-6	0-0
9-12	Appalachian State	24	1	4	4.0	0	4	0-0	1-10	1-73
9-17	Louisville	20	4	29	7.3	0	13	0-0	0-0	0-0
10-3	Notre Dame	25	2	10	5.0	0	12	0-0	0-0	0-0
10-10	Georgia Tech	*36	3	16	3.3	0	12	2-6	0-0	1-25
10-17	Boston College	32	0	0	---	0	---	0-0	1-1	1-28
10-24	at Miami (Fla.)	34	4	36	9.0	0	14	2-22	1-1	0-0
10-31	at NC State	28	1	36	36.0	1	36	0-0	0-0	0-0
11-7	Florida State	10	0	0	---	0	---	1-8	0-0	0-0
11-14	at Syracuse							DNP		
11-21	Wake Forest							DNP		
11-28	at South Carolina							DNP		
12-5	North Carolina	12	3	27	9.0	0	16	0-0	0-0	0-0
12-31	Oklahoma	24	2	6	3.0	0	4	1-8	0-0	0-0
1-11	Alabama	28	1	7	7.0	0	7	1-4	0-0	0-0
<b>Totals</b>		<b>315</b>	<b>29</b>	<b>251</b>	<b>8.7</b>	<b>1</b>	<b>36</b>	<b>7-48</b>	<b>4-6</b>	<b>3-126</b>

\* - start

## McCLOUD 2016 GAME-BY-GAME STATS

Date	Opponent	Snap	Rec	Yds	Avg	TD	LG	Rush	PR	KOR
9-3	at Auburn	20	2	8	4.0	0	5	0-0	0-0	0-0
9-10	Troy	32	7	86	12.3	0	20	0-0	3-96	0-0
9-17	SC State	*22	4	60	15.0	2	36	0-0	3-56	0-0
9-22	at Georgia Tech	*45	8	101	12.6	0	24	1-17	3-17	0-0
10-1	Louisville	*60	3	16	5.3	0	12	0-0	1-1	0-0
10-7	at Boston College	*28	2	17	8.5	0	13	0-0	3-4	0-0
10-15	NC State	*34	6	51	8.5	0	16	0-0	1-0	0-0
10-29	at Florida State	24	2	13	6.5	0	11	0-0	1-8	0-0
11-5	Syracuse							DNP		
11-12	Pittsburgh	37	4	26	6.5	0	14	0-0	3-1	0-0
11-19	at Wake Forest	22	3	24	8.0	0	12	0-0	3-11	0-0
11-26	South Carolina	26	3	32	10.7	0	14	2-3	0-0	0-0
12-3	Virginia Tech	20	1	9	9.0	0	9	0-0	0-0	0-0
12-31	Ohio State	40	4	29	7.3	0	20	2-8	0-0	0-0
1-9	Alabama	45	0	0	---	0	---	0-0	0-0	0-0
<b>Totals</b>		<b>455</b>	<b>49</b>	<b>472</b>	<b>9.6</b>	<b>2</b>	<b>36</b>	<b>5-28</b>	<b>21-176</b>	<b>0-0</b>

\* - start

## McCLOUD 2017 GAME-BY-GAME STATS

Date	Opponent	Snap	Rec	Yds	Avg	TD	LG	Rush	PR
9-2	Kent State	*27	3	24	8.0	0	9	0-0	2-14
9-9	Auburn	*54	6	81	13.5	0	33	0-0	4-17
9-16	at Louisville	*39	7	115	16.4	1	79	0-0	3-9
9-23	Boston College	*55	2	-2	-1.0	0	1	0-0	2-54
9-30	at Virginia Tech	*45	3	35	11.7	0	27	1-2	
10-7	Wake Forest	*49	5	38	7.6	0	9	0-0	4-58
10-13	at Syracuse	53	4	23	5.8	0	12	0-0	
10-28	Georgia Tech	*44	4	40	10.0	0	22	0-0	1-1
11-4	at NC State	*59	0	0	---	0	---	0-0	2-88
11-11	Florida State	*64	1	4	4.0	0	4	0-0	3-47
11-18	The Citadel	*18	2	28	14.0	0	15	0-0	2-4
11-25	at South Carolina	*37	3	16	5.3	0	7	2-22	
12-2	Miami (Fla.)	*21	6	100	16.7	0	25	3-6	2-19
<b>Totals</b>		<b>565</b>	<b>46</b>	<b>502</b>	<b>10.9</b>	<b>1</b>	<b>79</b>	<b>6-30</b>	<b>25-303</b>

\* - start; Note: Had a 12-yard kickoff return against Georgia Tech; had a 77-yard punt return for a touchdown at NC State; played three snaps on defense at NC State; played seven snaps of defense against Miami (Fla.).

## McCLOUD CAREER STATS

Year	G-S	Snap	Rec	Yds	Avg	TD	LG	Car	Yds	TD	PR	KOR
2015	12-1	315	29	251	8.7	1	36	7	48	0	4-6	3-126
2016	14-5	455	49	472	9.6	2	36	5	28	0	21-176	0-0
2017	13-13	565	46	502	10.9	1	79	6	30	0	25-303	1-12
<b>Totals</b>	<b>39-19</b>	<b>1335</b>	<b>124</b>	<b>1225</b>	<b>9.9</b>	<b>4</b>	<b>79</b>	<b>18</b>	<b>106</b>	<b>0</b>	<b>0-485</b>	<b>4-138</b>

## #95 ISAAC MOORHOUSE

First-year Tiger

**2017:** Has played one game, which came against The Citadel on Nov. 18.

**Before Clemson:** Lettered at Anderson Christian School.

**Personal:** Majoring in financial management ... born May 9, 1997.

## MOORHOUSE CAREER STATS

Year	G-S	Snap	Hit	Asst	Tot	TFL	Sacks	Int	QB	PBU	CF	RF
2017	1-0	3	0	0	0	0-0	0-0	0-0	0	0	0	0-0


## #69 MAVERICK MORRIS

Has spent time at both offensive guard and offensive tackle, primarily logging snaps at right guard the past three seasons ... has 33 knockdowns in 1,199 snaps over 47 games (four starts) in his career.

**2017:** Has 16 knockdowns in 401 snaps over 13 games (one start) ... played 22 snaps against Kent State on Sept. 2 ... played 21 snaps against No. 13 Auburn on Sept. 9 ... had two knockdowns in 27 snaps at No. 14 Louisville on Sept. 16 ... had a knockdown in 28 snaps against Boston College on Sept. 23; named team co-offensive player-of-the-game ... had a knockdown in 24 snaps at No. 12 Virginia Tech on Sept. 30 ... played 35 snaps against Wake Forest on Oct. 7 ... had a knockdown in 19 snaps at Syracuse on Oct. 13 ... had three knockdowns in 35 snaps against Georgia Tech on Oct. 28; named team co-offensive player-of-the-game ... had two knockdowns in 38 snaps at No. 20 NC State on Nov. 4 ... had a knockdown in 36 snaps against Florida State on Nov. 11 ... had a knockdown in 24 snaps against The Citadel on Nov. 18 ... had two knockdowns in 51 snaps at South Carolina on Nov. 25 ... had two knockdowns in 41 snaps against No. 7 Miami (Fla.) in the ACC Championship Game on Dec. 2.

**2016:** Shared offense's 12th Man Award with Deon Cain ... had seven knockdown blocks in 310 snaps over 15 games ... played 32 snaps in the win over Troy ... graded 91 percent against SC State in 21 snaps





# TIGER BIOS

... graded 81 percent in win over Georgia Tech ... saw 12 snaps in the win over No. 3 Louisville, grading 96 percent ... played 23 snaps at Boston College, with two knockdowns ... saw 11 snaps at Florida State, helping the Tigers to over 500 yards of total offense ... graded 89 percent on nine snaps in win over Syracuse ... saw 39 snaps against Pittsburgh and had a knockdown ... graded 89 percent in 19 snaps at Wake Forest ... graded 91 percent and saw 35 snaps of action against South Carolina ... graded 86 percent and played 22 snaps of ACC Championship win over Virginia Tech ... logged 37 snaps and a knockdown block in 31-0 win over Ohio State in the Fiesta Bowl ... posted a 90 percent grade in 20 snaps of National Championship win over Alabama.

**2015:** Had eight knockdowns in 429 snaps over 15 games (three starts) ... logged 35 snaps on the offensive line against Wofford ... saw seven snaps at Louisville, most at right tackle ... had to move over after injuries during the game to Joe Gore and Jake Fruhmorgen ... logged 21 snaps with a pair of knockdowns in win over Georgia Tech ... saw 25 snaps in win over Boston College ... played 41 snaps with a winning grade at Miami ... came off the bench to log all but two snaps at right guard in win over Florida State; graded 88 percent in game that clinched the ACC Atlantic Division ... started and played 74 snaps at Syracuse ... started and played 64 snaps in win over Wake Forest ... started and played 20 snaps at South Carolina ... saw 36 snaps of time in the ACC Championship Game against North Carolina and graded 85 percent.

**2014:** ACC Academic Honor Roll member ... had two knockdowns in 59 snaps over four games ... had two knockdowns in 28 snaps against SC State on Sept. 6 ... played seven snaps against NC State on Oct. 4 ... played 12 snaps against Georgia State on Nov. 22 ... played 12 snaps against No. 24 Oklahoma in the Russell Athletic Bowl on Dec. 29.

**2013:** Redshirted.

**Before Clemson:** PrepStar All-Southeast Region selection ... No. 67 offensive tackle in the nation by ESPN ... two-year starter and graded 84 percent in his career ... selected to play in the GACA North-South All-Star game ... three-time letterman in wrestling and a member of the track & field team ... coached by Buddy Nobles at Coffee High School; Nobles' son, Kasey, played at Clemson (2008-10); Nobles also coached C.J. Spiller in high school ... recruited by Danny Pearman.

**Personal:** Graduated with a degree in parks, recreation & tourism management ... born June 24, 1995.

## #40 HALL MORTON

Original walk-on.

**2017:** Has three tackles, all on special teams, in five games ... had a special teams tackle against Wake Forest on Oct. 7 ... had two special teams tackles against The Citadel on Nov. 18.

**2016:** Did not appear in a game.

**Before Clemson:** Lettered at Oak Mountain High School.

**Personal:** Majoring in financial management.

## MORTON CAREER STATS

Year	G-S	Snaps	Hit	Ast	Tot	TFL	Sacks	Int	QP	PBU	CF-RF
2017	5-0	0	3	0	3	0-0	0-0	0-0	0	0	0-0

## #1 TRAYVON MULLEN

Has 54 tackles, 0.5 tackles for loss, a quarterback pressure, three interceptions and eight pass breakups in 715 snaps over 25 games (11 starts) in his career.

**2017:** Honorable Mention All-ACC selection ... has 39 tackles, three interceptions and seven pass breakups in 600 snaps over 12 games (11 starts) ... had seven tackles in 40 snaps at No. 14 Louisville on Sept. 16 ... had seven tackles and his first career interception in 46 snaps against Boston College on Sept. 23 ... had three tackles and a pass breakup in 28 snaps

against Wake Forest on Oct. 7 ... had four tackles in 85 snaps at Syracuse on Oct. 13 ... had a tackle and pass breakup in 57 snaps against Georgia Tech on Oct. 28; named team co-defensive player-of-the-game ... had nine tackles and a pass breakup in 83 snaps at No. 20 NC State on Nov. 4 ... had three tackles and a team-high three pass breakups in 58 snaps against Florida State on Nov. 11 ... had an interception in 30 snaps against The Citadel on Nov. 18 ... had two tackles, an interception and a pass breakup in 56 snaps at South Carolina on Nov. 25.

**2016:** Posted 15 tackles in 115 snaps (13 games) ... three of his stops came on special teams ... played first collegiate game against Troy, earning nine snaps ... posted team-high seven tackles, including one on special teams, in win over SC State ... appeared in 37 snaps versus the Bulldogs ... saw 18 snaps against Boston College, chipping in a tackle ... totaled four tackles and 29 snaps against Syracuse ... had half of a tackle for loss in 13 snaps in win over South Carolina ... posted first pass breakup of career in 31-0 win over Ohio State in the Fiesta Bowl.

**Before Clemson:** Second-team USA Today All-American ... played in the U.S. Army All-American game ... rated the No. 18 player in the nation according to ESPN ... No. 2 cornerback and No. 4 player in the state of Florida by ESPN ... rated the No. 60 player in the nation by 247 Sports, sixth-best cornerback and 10th-best player in the state ... No. 66 overall player in the nation by Tom Lemming and No. 72 by Scout ... No. 81 player in the nation by Prep Stars ... No. 117 prospect overall, No. 10 cornerback and No. 16 player in Florida by Rivals ... had outstanding year on offense at Coconut Creek High School in Florida ... had 45 receptions for 800 yards, a 17.8 average ... had 98-yard interception return for a touchdown as a freshman ... unanimous four-star player who narrowed his choices to Clemson, TCU, LSU, Louisville and Florida State ... coached by Kareem Reid ... recruited by Brent Venables and Mike Reed.

**Personal:** Majoring in sports communication ... his cousin, Lamar Jackson, was the starting quarterback for Louisville in 2015 and 2016.

## MULLEN 2017 GAME-BY-GAME STATS

Date	Opponent	Snaps	Hit	Ast	Tot	TFL	Int	PBU
9-2	Kent State	*22	1	0	1			
9-9	Auburn	*58	1	0	1			
9-16	at Louisville	*40	6	1	7			
9-23	Boston College	*46	6	1	7		1-0	
9-30	at Virginia Tech					DNP		
10-7	Wake Forest	28	1	2	3			1
10-13	at Syracuse	*85	3	1	4			
10-28	Georgia Tech	*57	1	0	1			1
11-4	at NC State	*83	8	1	9			1
11-11	Florida State	*58	3	0	3			3
11-18	The Citadel	*30	0	0	0		1-0	
11-25	at South Carolina	*56	2	0	2		1-0	1
12-2	Miami (Fla.)	*37	1	0	1			
Totals		600	33	6	39	0-0	3-0	7

\* - start

## MULLEN CAREER STATS

Year	G-S	Snaps	Hit	Ast	Tot	TFL	Sacks	Int	QP	PBU	CF-RF
2016	13-0	115	9	6	15	0-2	0-0	0-0	1	1	0-0
2017	12-11	600	33	6	39	0-0	0-0	3-0	0	7	0-0
Totals	25-11	715	42	12	54	0-2	0-0	3-0	1	8	0-0

## #19 TANNER MUSE

Has 86 tackles, two tackles for loss, a quarterback pressure, an interception for 64 yards and a touchdown, five pass breakups and a 63-yard fumble return for a touchdown in 573 snaps over 28 games (nine starts) in his career.

**2017:** Has 62 tackles, two tackles for loss, a quarterback pressure, four pass breakups and a 63-yard fumble return for a touchdown in 467 snaps over 13 games (nine starts) ... had four tackles in 28 snaps against Kent State on Sept. 2 ... had seven tackles in 69 snaps against No. 13 Auburn on Sept. 9 ... had a tackle and pass breakup in 11 snaps at No. 14 Louisville on Sept. 16 ... had eight tackles, a tackle for loss

and pass breakup in 62 snaps against Boston College on Sept. 23 ... had nine tackles in 51 snaps at No. 12 Virginia Tech on Sept. 30 ... had eight tackles, a tackle for loss and pass breakup in 47 snaps against Wake Forest on Oct. 7; named team co-defensive player-of-the-game ... had 10 tackles and a 63-yard fumble return for a touchdown in 74 snaps at Syracuse on Oct. 13 ... played 26 snaps against Georgia Tech on Oct. 28; named team co-defensive player-of-the-game ... had five tackles in 49 snaps at No. 20 NC State on Nov. 4 ... had three tackles and a pass breakup in 13 snaps against The Citadel on Nov. 18 ... had four tackles in 12 snaps against No. 7 Miami (Fla.) in the ACC Championship Game on Dec. 2.

**2016:** Shared Special Teams Defensive Player of the Year honors with Chad Smith ... had 24 tackles in 106 snaps (15 games) ... tied Smith for team lead with 10 special teams tackles ... posted five tackles, including a special teams stop, in 37 snaps against SC State ... had special teams stop in win over Louisville ... saw eight snaps of action at Boston College, with two tackles ... special teams player-of-the-game against Syracuse with two tackles in coverage ... returned first career interception for a touchdown in the same game, Clemson's first freshman to earn a "pick six" since Wayne Simmons at Florida State in 1989 ... had two special teams tackles at Wake Forest ... had five tackles in 20 snaps, including one on special teams, against South Carolina ... played seven snaps at safety and posted two tackles, including one on special teams, against Alabama in the National Championship Game.

**2015:** Redshirted.

**Before Clemson:** No. 17 player in North Carolina by Rivals.com ... had eight interceptions in his last three seasons ... had 150 tackles and four interceptions along with 1,292 yards on 90 carries, including six 100-yard rushing games, and seven receptions for 150 yards as a senior ... first-team all-state as a defensive player ... Shrine Bowl selection ... had 47 tackles along with 400 rushing yards and five touchdowns as a junior ... hit .474 with five homers and 33 RBIs as a junior center fielder, and .380 as a senior when his team advanced to the second round of the state tournament ... coached by Mickey Lineberger.

**Personal:** Majoring in parks, recreation & tourism management ... born Sept. 6, 1996.

## MUSE 2016 GAME-BY-GAME STATS

Date	Opponent	Snaps	Hit	Ast	Tot	TFL	Int	PBU
9-3	at Auburn	0	0	0	0			
9-10	Troy	0	0	0	0			
9-17	SC State	37	4	0	4			1
9-22	at Georgia Tech	0	0	0	0			
10-1	Louisville	0	1	0	1			
10-7	at Boston College	8	2	0	2			
10-15	NC State	0	0	0	0			
10-29	at Florida State	0	0	0	0			
11-5	Syracuse	26	3	1	4		1-64	
11-12	Pittsburgh	2	0	0	0			
11-19	at Wake Forest	5	3	1	4			
11-26	South Carolina	20	4	1	5			
12-3	Virginia Tech	0	0	1	1			
12-31	Ohio State	1	0	0	0			
1-9	Alabama	7	1	1	2			
Totals		106	19	5	24	0-0	1-64	0

## MUSE 2017 GAME-BY-GAME STATS

Date	Opponent	Snaps	Hit	Ast	Tot	TFL	Int	PBU
9-2	Kent State	*28	2	2	4			
9-9	Auburn	*69	4	3	7			
9-16	at Louisville	*11	0	1	1			1
9-23	Boston College	*62	2	6	8		1-4	1
9-30	at Virginia Tech	*51	7	2	9			
10-7	Wake Forest	*47	7	1	8		1-2	1
10-13	at Syracuse	*74	5	5	10			
10-28	Georgia Tech	*26	0	0	0			
11-4	at NC State	*49	2	3	5			
11-11	Florida State	1	0	1	1			
11-18	The Citadel	13	3	0	3			1
11-25	at South Carolina	24	0	2	2			
12-2	Miami (Fla.)	12	3	1	4			
Totals		467	35	27	62	2-6	0-0	4

\* - start; Note: Had a 63-yard fumble return for a touchdown at Syracuse.

## MUSE CAREER STATS

Year	G-S	Snaps	Hit	Ast	Tot	TFL	Sacks	Int	QP	PBU	CF-RF
2016	15-0	106	19	5	24	0-0	0-0	1-64	0	1	0-0
2017	13-9	467	35	27	62	2-6	0-0	0-0	1	4	0-1
Totals	28-9	573	54	32	86	2-6	0-0	1-64	1	5	0-1



## #6 DORIAN O'DANIEL

Has emerged as one of the best linebacker in the country ... has 222 tackles, 27 tackles for loss, 8.5 sacks, 12 quarterback pressures, three interceptions for 67 yards and two touchdowns, five pass breakups, two caused fumbles and two recovered fumbles in 1,401 snaps over 55 games (26 starts) in his career ... has 45 career tackles on special teams.

**2017:** One of five finalists for the Butkus Award ... one of four finalists for the Bobby Bowden Award ... first-team All-American by Bleacher Report and Sports Illustrated ... second-team All-American by AFCA and AP ... first-team All-ACC by Phil Steele ... Second-Team All-ACC selection ... second-team All-ACC by AP ... has 99 tackles, 10.5 tackles for loss, five sacks, six quarterback pressures, two interceptions for 66 yards and two touchdowns, three pass breakups and two recovered fumbles in 654 snaps over 13 games (13 starts) ... had four tackles in 22 snaps against Kent State on Sept. 2 ... had a team-high 15 tackles, two tackles for loss and 1.5 sacks in 62 snaps against No. 13 Auburn on Sept. 9; named ACC Linebacker-of-the-Week ... had five tackles, a tackle for loss and a 44-yard interception return for a touchdowns in 50 snaps at No. 14 Louisville on Sept. 16; named team co-defensive player-of-the-game ... had four tackles and a tackle for loss in 39 snaps against Boston College on Sept. 23 ... had a team-high 14 tackles, a sack and 22-yard interception return for a touchdown in 52 snaps at No. 12 Virginia Tech on Sept. 30; named Bronko Nagurski National Defensive Player-of-the-Week; named ACC Linebacker-of-the-Week; named team co-defensive player-of-the-game ... had six tackles in 48 snaps against Wake Forest on Oct. 7 ... had a team-high 13 tackles, 1.5 sacks, a pass breakup and three quarterback pressures in 83 snaps at Syracuse on Oct. 13 ... had a team-high 11 tackles, two tackles for loss and a sack in 45 snaps against Georgia Tech on Oct. 28; named team co-defensive player-of-the-game ... had 10 tackles, a tackle for loss and pass breakup in 80 snaps at No. 20 NC State on Nov. 4 ... had three tackles and a pass breakup in 58 snaps against Florida State on Nov. 11 ... had five tackles in 26 snaps against The Citadel on Nov. 18 ... had five tackles and a tackle for loss in 43 snaps at South Carolina on Nov. 25 ... had four tackles and a recovered fumble in 46 snaps against No. 7 Miami (Fla.) in the ACC Championship Game on Dec. 2.

**2016:** Had 60 tackles in 479 snaps over 15 games (12 starts) ... included 10 tackles for loss and 2.5 sacks ... had an interception and caused fumble as well ... logged a tackle for loss in the season opener at Auburn ... posted first career interception in win over Troy ... had sack and additional tackle for loss against Georgia Tech, a big reason the Tigers held the Yellow Jackets to just 124 total yards ... posted four tackles in win over No. 3 Louisville ... had half of a sack, a pass breakup and quarterback pressure in 33 snaps at Boston College ... posted seven tackles, including one for loss, in road win over No. 12 Florida State ... had a tackle for loss against Syracuse ... had a strip sack in loss to Pittsburgh, his first caused fumble of the season ... notched a tackle for loss at Wake Forest ... had half a tackle for loss in 37 snaps against South Carolina ... had a tackle for loss against Ohio State in Fiesta Bowl.

**2015:** Had 32 tackles, including 5.5 tackles for loss, in 181 snaps (15 games) ... team leader with 19 special teams tackles ... notched pair of special teams stops against Appalachian State ... had first tackle for loss of the season at Louisville ... came off the bench to earn a share of defensive player-of-the-game honors in the win over Georgia Tech ... posted three tackles for loss in that contest ... named special teams player-of-the-game by Clemson coaches at Miami ... two special teams tackles in win over NC State ... special teams player-of-the-game versus Wake Forest with a pair of tackles in coverage ... had three special teams tackles at South Carolina ... had a coverage tackle in the ACC

Championship Game against North Carolina ... tallied three total tackles, including two on special teams, in the Orange Bowl win over Oklahoma.

**2014:** Had 31 tackles, one tackle for loss, one sack and one caused fumble in 87 snaps over 12 games (one start) ... had a team-high 13 special teams tackles ... played one snap on defense and had a team-high four special teams tackles against SC State on Sept. 6 ... had three tackles in 17 snaps against NC State on Oct. 4 ... had three tackles, including two special teams tackles, in two snaps against Louisville on Oct. 11 ... had a team-high 10 tackles, one sack and a caused fumble in 41 snaps at No. 23 Georgia Tech on Nov. 15; named team co-defensive player-of-the-game ... had five tackles in 21 snaps against Georgia State on Nov. 22; it was his first career start ... had two tackles in five snaps against No. 24 Oklahoma in the Russell Athletic Bowl on Dec. 29; named team special teams player-of-the-game.

**2013:** Redshirted ... No. 15 signee in the ACC in the preseason by Lindy's ... No. 18 signee in the ACC in the preseason by Athlon.

**Before Clemson:** Rated as the No. 40 player in the nation by Rivals.com ... No. 102 player in the nation by 247Sports.com, No. 46 by PrepStar and No. 112 by ESPN ... played in the U.S. Army All-American game ... No. 6 outside linebacker in the nation by Rivals.com, No. 8 by ESPN, No. 11 by Scout.com and No. 13 by 247Sports.com ... No. 16 outside linebacker in the nation by MaxPreps ... No. 3 player in Maryland by 247Sports.com and ESPN ... member of the top-150 Dream Team by PrepStar ... played running back and linebacker ... helped Our Lady of Good Counsel High School to an 11-1 record as a senior and a No. 1 ranking in the Washington, D.C. area ... first-team all-state and all-conference as a running back ... named Montgomery Sentinel Offensive Player-of-the-Year and Gazette Montgomery County Player-of-the-Year as a senior ... named to the 75th Pigskin Club of Washington All-Metropolitan first team and Washington Post All-Met first team ... contributed to four straight conference championships ... had 1,307 yards on 190 carries and 18 touchdowns in 10 games as a senior ... had a season-high 325 yards on 24 carries in a Sept. win ... had 33 tackles and two sacks on defense as a senior ... had 897 yards on 127 carries and five touchdowns as a junior ... had 38.5 tackles, 16.5 tackles for loss and five sacks as a junior ... had 560 rushing yards and eight touchdowns as a sophomore ... first Tiger signee from the state of Maryland since 1991 (Jeff Fortner) ... coached by Kevin McFadden at Our Lady of Good Counsel High School ... recruited by Jeff Scott and Brent Venables.

**Personal:** Graduated with a degree in parks, recreation & tourism management ... born Sept. 4, 1994.

## O'DANIEL 2014 GAME-BY-GAME STATS

Date	Opponent	Snaps	Hit	Ast	Tot	TFL	Sacks	Int
8-30	at Georgia				DNP			
9-6	SC State	1	4	0	4			
9-20	at Florida State	0	1	0	1			
9-27	North Carolina	0	1	0	1			
10-4	NC State	17	2	1	3			
10-11	Louisville	2	2	1	3			
10-18	at Boston College	0	0	0	0			
10-25	Syracuse	0	0	0	0			
11-6	at Wake Forest	0	1	0	1			
11-15	at Georgia Tech	41	9	1	10	1-10	1-10	
11-22	Georgia State	*21	4	1	5			
11-29	South Carolina	0	0	1	1			
12-29	Oklahoma	5	2	0	2			
Totals		87	26	5	31	1-10	1-10	0-0

\* - start; Note: Had a caused fumble at Georgia Tech.

## O'DANIEL 2015 GAME-BY-GAME STATS

Date	Opponent	Snaps	Hit	Ast	Tot	TFL	Sacks	Int
9-5	Wofford	24	0	0	0			
9-12	Appalachian State	24	2	0	2			
9-17	at Louisville	10	2	0	2	1-3		
10-3	Notre Dame	0	0	0	0			
10-10	Georgia Tech	43	7	1	8	3-16		
10-17	Boston College	14	0	0	0			
10-24	at Miami	17	2	0	2			
10-31	at NC State	2	2	0	2			
11-7	Florida State	0	1	0	1			
11-14	at Syracuse	0	0	0	0			
11-21	Wake Forest	28	3	4	7	1.5-8		
11-28	at South Carolina	0	3	0	3			
12-5	North Carolina	0	1	0	1			
12-31	Oklahoma	12	3	0	3			
1-11	Alabama	7	1	0	1			
Totals		181	27	5	32	5.5-27	0-0	0-0

## O'DANIEL 2016 GAME-BY-GAME STATS

Date	Opponent	Snaps	Hit	Ast	Tot	TFL	Sacks	Int
9-3	at Auburn	*13	3	1	4	1.5-3		
9-10	Troy	*18	3	1	4			1-1
9-17	SC State	*21	1	0	1			
9-22	at Georgia Tech	*56	7	1	8	2-8	1-7	
10-1	Louisville	*26	3	1	4			
10-7	at Boston College	33	4	3	7	0.5-6	0.5-6	
10-15	NC State	11	0	0	0			
10-29	at Florida State	*23	6	1	7	1-1		
11-5	Syracuse	22	3	0	3	1-3		
11-12	Pittsburgh	*53	6	1	7	1.5-3	1-2	
11-19	at Wake Forest	*54	4	0	4	1-7		
11-26	South Carolina	*37	2	0	2	0.5-2		
12-3	Virginia Tech	*6	1	0	1			
12-31	Ohio State	*51	2	0	2	1-2		
1-9	Alabama	*55	4	1	5			
Totals		479	50	10	60	9-33	2.5-15	1-1

\* - start; had a caused fumble against Pittsburgh.

## O'DANIEL 2017 GAME-BY-GAME STATS

Date	Opponent	Snaps	Hit	Ast	Tot	TFL	Sacks	Int
9-2	Kent State	*22	1	3	4			
9-9	Auburn	*62	13	2	15	2-19	1.5-19	
9-16	at Louisville	*50	4	1	5	1-1		1-44
9-23	Boston College	*39	2	2	4	1-1		
9-30	at Virginia Tech	*52	9	5	14	1-8	1-8	1-22
10-7	Wake Forest	*48	3	3	6			
10-13	at Syracuse	*83	11	2	13	1.5-6	1.5-6	
10-28	Georgia Tech	*45	6	5	11	2-3	1-2	
11-4	at NC State	*80	8	2	10	1-2		
11-11	Florida State	*58	2	1	3			
11-18	The Citadel	*26	3	2	5			
11-25	at South Carolina	*43	4	1	5	1-2		
12-2	Miami (Fla.)	*46	2	2	4			
Totals		654	68	31	99	10.5-42	5-35	2-66

\* - start; Note: Had a 44-yard interception return for a touchdown at Louisville; had a 22-yard interception return for a touchdown and recovered fumble at Virginia Tech; had a recovered fumble against Miami (Fla.).

## O'DANIEL CAREER STATS

Year	G-S	Snaps	Hit	Ast	Tot	TFL	Sacks	Int	QB	PBU	CF-RF
2014	12-1	87	26	5	31	1-10	1-10	0-0	0	0	1-0
2015	15-0	181	27	5	32	5.5-27	0-0	0-0	0	0	1-0
2016	15-12	479	50	10	60	10-35	2.5-15	1-1	6	1	1-0
2017	13-13	654	68	31	99	10.5-42	5-35	2-66	6	3	0-2
Totals	55-26	1401	171	51	222	27-114	8.5-60	3-67	12	5	2-2

## #14 DIONDRE OVERTON

Tall, athletic wide receiver who has a bright future ... has 16 receptions for 226 yards and a touchdown in 328 snaps over 21 games in his career.

**2017:** Has 14 receptions for 178 yards in 221 snaps over 13 games ... had two receptions for 48 yards at No. 14 Louisville on Sept. 16 ... had a crucial 23-yard reception with the score tied on third down in the fourth quarter against Boston College on Sept. 23 ... had two receptions for 21 yards against Georgia Tech on Oct. 28.

**2016:** Had two receptions for 48 yards and a touchdown in 107 snaps (eight games) ... made most of first career reception, hauling in a 45-yard touchdown catch from Nick Schuessler in win over SC State ... played 22 snaps against Syracuse ... logged six snaps at Wake Forest ... had three-yard catch in 19 snaps versus South Carolina.

**Before Clemson:** Rated among the top 150 players in the nation by ESPN ... he is No. 135 overall, sixth-best in the state of North Carolina and 18th-best wide receiver in the nation by ESPN ... rated the No. 196 overall prospect by 247 Sports, No. 234 by Rivals and No. 231 by Scout ... eighth-best player in state of North Carolina by Rivals ... played in the Semper Fidelis All-American Bowl ... played in the Shrine Bowl for North Carolina ... had terrific senior year with 78 catches for

# TIGER BIOS

1,251 yards and 15 touchdowns ... also had a rushing touchdown for 16 total touchdowns ... also had seven interceptions on defensive side and 34 total tackles ... as a junior had 31 receptions for 577 yards and four scores, an average of 18.6 yards per catch ... also a starter in basketball, where he averaged 14.6 points, 6.2 rebounds and 4.4 assists per game as a junior ... played his high school football for Kevin Gillespie ... selected Clemson over offers from Tennessee, South Carolina, NC State and North Carolina ... recruited by Robbie Caldwell and Jeff Scott.

**Personal:** Majoring in sports communication.

OVERTON 2017 GAME-BY-GAME STATS											
Date	Opponent	Snap	Rec	Yds	Avg	TD	LG				
9-2	Kent State	24	1	8	8.0	0	8				
9-9	Auburn	10	0	0	---	0	---				
9-16	at Louisville	21	2	48	24.0	0	33				
9-23	Boston College	11	1	23	23.0	0	23				
9-30	at Virginia Tech	11	0	0	---	0	---				
10-7	Wake Forest	28	2	26	13.0	0	19				
10-13	at Syracuse	5	1	6	6.0	0	6				
10-28	Georgia Tech	23	2	21	10.5	0	16				
11-4	at NC State	10	0	0	---	0	---				
11-11	Florida State	14	1	5	5.0	0	5				
11-18	The Citadel	20	2	20	10.0	0	11				
11-25	at South Carolina	27	1	6	6.0	0	6				
12-2	Miami (Fla.)	17	1	15	15.0	0	15				
Totals		221	14	178	12.7	0	33				

OVERTON CAREER STATS											
Year	G-S	Snap	Rec	Yds	Avg	TD	LG	Car	Yds	TD	LG
2016	8-0	107	2	48	24.0	1	45	0	0	0	---
2017	13-0	221	14	178	12.7	0	33	0	0	0	---
Totals	21-0	328	16	226	14.1	1	45	0	0	0	---

## #70 SETH PENNER

Original walk-on ... has played 56 snaps over eight games in his career.

**2017:** Has played 41 snaps over five games ... played 21 snaps against Kent State on Sept. 2 ... played three snaps against Boston College on Sept. 23 ... played two snaps against Georgia Tech on Oct. 28 ... played 11 snaps against The Citadel on Nov. 18 ... played four snaps at South Carolina on Nov. 25.

**2016:** Played three games as a redshirt freshman ... appeared against SC State for a total of 15 snaps, grading 87 percent ... played six snaps in win over Syracuse ... appeared in five plays against South Carolina.

**2015:** Did not appear in a game.

**Before Clemson:** Lettered at First Baptist Academy.

**Personal:** Majoring in agricultural mechanization & business ... born Nov. 11, 1996.

## #58 PATRICK PHIBBS

Original walk-on joined the team in the spring of 2016.

**2017:** Has been the long snapper on every place-kick.

**2016:** Did not appear in a game.

**Before Clemson:** Long snapper who helped the 2014 Central Catholic High School team to an 11-2 overall record.

**Personal:** Majoring in geology ... born April 24, 1997.

## #44 NYLES PINCKNEY

Has served as a backup defensive end in 2017.

**2017:** Has 18 tackles, two tackles for loss, a sack and quarterback pressure in 171 snaps over 13 games ... had a sack in 13 snaps against Wake Forest on Oct. 7 ... had four tackles in 28 snaps against Georgia Tech on Oct. 28 ... had five tackles and a tackle for loss in 25 snaps against The Citadel on Nov. 18.

**2016:** Redshirted.

**Before Clemson:** Rated as high as the No. 79 prospect in the nation by Tom Lemming ... rated as No. 196 prospect in the nation and the No. 2 overall prospect in South Carolina by Rivals ... rated No. 261 in the nation and No. 4 player in South Carolina by ESPN ... had

outstanding senior year with 72 tackles, 20 tackles for loss, four sacks, six caused fumbles, three recovered fumbles, two blocked punts and two defensive touchdowns in 2015 ... named the Beaufort Gazette's All-Area Defensive Player of the Year ... had 98 tackles, 27 for loss, nine sacks, blocked three field goals, 10 forced fumbles and eight fumble recoveries as a junior ... had 91 tackles, 16 tackles for loss and seven sacks as a sophomore ... narrowed his college choice to Clemson and South Carolina ... played his high school football for Jerry Hatcher at Whale Branch High School ... recruited by Tony Elliott and Dan Brooks.

**Personal:** Majoring in justice studies.

PINCKNEY 2017 GAME-BY-GAME STATS											
Date	Opponent	Snap	Hit	Ast	Tot	TFL	Sacks	QP			
9-2	Kent State	13	0	1	1						
9-9	Auburn	6	0	1	1						
9-16	at Louisville	11	0	0	0						
9-23	Boston College	13	0	2	2						
9-30	at Virginia Tech	11	1	0	1						
10-7	Wake Forest	13	1	0	1	1-2	1-2				
10-13	at Syracuse	1	0	0	0						
10-28	Georgia Tech	28	1	3	4						1
11-4	at NC State	10	0	0	0						
11-11	Florida State	19	1	1	2						
11-18	The Citadel	25	3	2	5	1-3					
11-25	at South Carolina	9	1	0	1						
12-2	Miami (Fla.)	12	0	0	0						
Totals		171	8	10	18	2-5	1-2	1			

PINCKNEY CAREER STATS											
Year	G-S	Snap	Hit	Ast	Tot	TFL	Sacks	Int	QP	PBU	CF-RF
2017	13-0	171	8	10	18	2-5	1-2	0-0	1	0	0-0

## #76 SEAN POLLARD

Enrolled in January 2016 and has split time as a starter at right offensive tackle with Tremayne Anchrum ... has 27 knockdowns in 1,061 snaps over 25 games (15 starts) in his career.

**2017:** Honorable Mention All-ACC selection ... has 13 knockdowns in 477 snaps over 13 games (eight starts) ... played 33 snaps against Kent State on Sept. 2 ... played 15 snaps against No. 13 Auburn on Sept. 9 ... had two knockdowns in 26 snaps at No. 14 Louisville on Sept. 16 ... had two knockdowns in 28 snaps against Boston College on Sept. 23; named team co-offensive player-of-the-game ... played 37 snaps at No. 12 Virginia Tech on Sept. 30 ... played 50 snaps against Wake Forest on Oct. 7 ... played 25 snaps at Syracuse on Oct. 13 ... had two knockdowns in 45 snaps against Georgia Tech on Oct. 28 ... had two knockdowns in 33 snaps at No. 20 NC State on Nov. 4 ... had a knockdown in 60 snaps against Florida State on Nov. 11 ... had a knockdown in 39 snaps against The Citadel on Nov. 18 ... had three knockdowns in 53 snaps at South Carolina on Nov. 25 ... played 33 snaps against No. 7 Miami (Fla.) in the ACC Championship Game on Dec. 2.

**2016:** Shared offensive Rookie of the Year honors with fellow tackle Tremayne Anchrum ... had 14 knockdown blocks in 584 snaps over 12 games (seven starts) ... appeared in first collegiate game against Troy, logging 11 snaps with an 82 percent grade ... played 32 snaps against SC State and graded 85 percent with a knockdown ... played 15 snaps at Boston College ... logged 25 snaps in the road win over No. 12 Florida State, grading 88 percent ... made first career start against Syracuse, responding with 81 percent grade on 57 snaps ... played all 98 snaps against Pittsburgh and graded 89 percent, with four knockdowns ... graded 89 percent with two knockdowns in 64 plays at Wake Forest ... graded 90 percent with a knockdown in 60 snaps of win over South Carolina ... posted 83 percent grade in 70 snaps against Virginia Tech ... played 53 snaps in the Fiesta Bowl win over Ohio State, logging two knockdown blocks ... tallied two knockdowns in 95 snaps against Alabama in National Championship Game.

**Before Clemson:** Rated among the top 200 players nationally ... rated as the No. 129 overall player by Scout ... listed No. 173 by ESPN and 177 by Rivals ... 10th-best prospect in North Carolina by ESPN and No. 11 by Rivals ... 10th-best prospect at his position by

ESPN ... first-team Associated Press All-State offensive lineman in 2014 and 2015 ... invited to The Opening in Oregon in summer prior to senior year ... played in the Semper Fidelis All-American Bowl ... first-team all-conference in 2014 and 2015 ... helped his 2014 team to 11-3 record ... narrowed his school choices to Clemson, Duke, Miami and North Carolina ... played his high school football for Chris Metzger ... recruited by Robbie Caldwell.

**Personal:** Majoring in history.

## #17 CORNELL POWELL

Has 20 receptions for 144 yards and a touchdown in 304 snaps over 22 games in his career ... has three kickoff returns for 65 yards.

**2017:** Has eight receptions for 57 yards and a touchdown in 149 snaps over 13 games ... has three kickoff returns for 65 yards ... had a 14-yard reception and a 22-yard kickoff return against Kent State on Sept. 2 ... had two receptions for 15 yards against Wake Forest on Oct. 7; named team special teams player-of-the-game ... had a 22-yard kickoff return against No. 7 Miami (Fla.) in the ACC Championship Game on Dec. 2.

**2016:** Had 12 receptions for 87 yards (nine games) ... appeared in first collegiate game against Troy, recording a five-yard reception in 19 snaps ... caught three passes in 42 snaps against SC State ... snagged five passes for 44 yards at Georgia Tech in big road win ... caught two balls for 15 yards at Boston College ... saw six snaps at Wake Forest ... had 11-yard reception in 24 snaps versus South Carolina.

**Before Clemson:** Rated as the No. 36 overall player in the nation by Rivals ... fourth-best player in the state of North Carolina ... rated No. 153 overall by Prep Stars ... had outstanding game in the Shrine Bowl for North Carolina with 264 all-purpose yards and two scores ... had 4-54 receiving and a touchdown, and had 4-203 on kickoff returns, including a 99-yard return for a touchdown ... that was no surprise to anyone as Powell had a touchdown on a kickoff return in each of the first three games of the 2015 season ... had incredible senior year, leading Rose High school to a 12-3 record and berth in the state championship ... had 65 receptions for 1557 yards and 25 touchdowns ... that is an average of 24 yards per catch ... also had 23 rushes for 249 yards and five scores, he averaged 11 yards per rush ... in terms of returns, had 21 kickoff returns for 754 yards and four scores, a 36-yard average ... had 10 punt returns for 353 yards and four scores, a 35.3 average ... overall, had 38 touchdowns in 2015, 25 receiving, five rushing, and eight on kick returns ... first-team all-state as a junior and senior ... had 67 receptions for 1248 yards and 19 touchdowns in 2014 ... added 14-445 yards on kickoff returns for a 32-yard average ... had 23 total touchdowns ... in 2013, he had 47 catches for 1,228 yards and 21 touchdowns ... had 24 total touchdowns ... for his career, had 203 receptions for his 52 games for 4,301 yards and 68 touchdowns ... had 110 rushes for 828 yards and 13 touchdowns, he averaged 7.5 yards per rush ... had 1,200 kickoff return yards and 353 punt return yards ... was also a four-year letterman in basketball ... averaged 15 points per game as a freshman, 20.4 as a sophomore and 17.1 as a junior ... 55 percent field goal shooter for his career, while averaging 17.0 points and 7.8 rebounds per game ... had 1,310 career points and 604 career rebounds ... played his high school football for David Wojtecki ... recruited by Dan Brooks and Jeff Scott.

**Personal:** Majoring in pre-business.



## POWELL 2017 GAME-BY-GAME STATS

Date	Opponent	Snap	Rec	Yds	Avg	TD	LG	KOR
9-2	Kent State	19	1	14	14.0	1	14	1-22
9-9	Auburn	2	1	6	6.0	0	6	1-21
9-16	at Louisville	18	0	0	---	0	---	---
9-23	Boston College	10	1	13	13.0	0	13	---
9-30	at Virginia Tech	10	0	0	---	0	---	---
10-7	Wake Forest	15	2	15	7.5	0	10	---
10-13	at Syracuse	0	0	0	---	0	---	---
10-28	Georgia Tech	12	2	5	2.5	0	3	---
11-4	at NC State	8	0	0	---	0	---	---
11-11	Florida State	7	0	0	---	0	---	---
11-18	The Citadel	21	1	4	4.0	0	4	---
11-25	at South Carolina	16	0	0	---	0	---	---
12-2	Miami (Fla.)	11	0	0	---	0	---	1-22
<b>Totals</b>		<b>149</b>	<b>8</b>	<b>57</b>	<b>7.1</b>	<b>1</b>	<b>14</b>	<b>3-65</b>

## POWELL CAREER STATS

Year	G-S	Snap	Rec	Yds	Avg	TD	LG	Car	Yds	TD	KOR
2016	9-0	155	12	87	7.2	0	18	0	0	0	---
2017	13-0	149	8	57	7.1	1	14	0	0	0	3-65
<b>Totals</b>	<b>22-0</b>	<b>304</b>	<b>20</b>	<b>144</b>	<b>7.2</b>	<b>1</b>	<b>18</b>	<b>0</b>	<b>0</b>	<b>0</b>	<b>3-65</b>

## #78 CHANDLER REEVES

Backup offensive tackle in his first active year as a Tiger.

**2017:** Has played 53 snaps over four games ... played 21 snaps against Kent State on Sept. 2 ... played four snaps against Boston College on Sept. 23 ... played 25 snaps against The Citadel on Nov. 18 ... played three snaps at South Carolina on Nov. 25.

**2016:** Suffered a knee injury in August camp and redshirted the season.

**Before Clemson:** Two-time Georgia all-state offensive lineman at Eagles Landing Christian School ... region lineman of the year in 2015 ... outstanding all-around athlete, he also plays on his high school tennis team ... all-state as a senior when he helped Eagles Landing to the State Championship and an 11-3 record ... they defeated Aquinas High School for the state title ... graded out at 92 percent or better in every game in 2015 and led the team in pancake blocks (44) ... did not give up a sack all year ... played four years of high school football, he was a starter on the offensive line for three years ... all-state and all-region as a junior when he helped Eagles Landing to runner-up honors in the state ... played his high school football for Jonathan Gess ... recruited by Marion Hobby and Robbie Caldwell.

**Personal:** Majoring in political science.

## #45 CHRIS REGISTER

Originally a linebacker, but made the switch to defensive end after his redshirt freshman season in 2014 ... has 19 tackles, three tackles for loss, 0.5 sacks, four quarterback pressures and three pass breakups in 365 snaps over 20 games in his career.

**2017:** Has 10 tackles, 1.5 tackles for loss, 0.5 sacks, a quarterback pressure and pass breakup in 219 snaps over 13 games ... had a tackle and 0.5 sacks in eight snaps at No. 14 Louisville on Sept. 16 ... had two tackles and a pass breakup in 35 snaps against Wake Forest on Oct. 7 ... had two tackles and a tackle for loss in 19 snaps at South Carolina on Nov. 25.

**2016:** Had nine tackles in 142 snaps (11 games) ... had 1.5 tackles for loss ... saw six snaps late in the opening win over Auburn ... posted a pass breakup in 16 snaps against Troy ... played 32 snaps against SC State, with a tackle for loss and two pressures ... saw 15 snaps at Georgia Tech, contributing two tackles overall ... posted 13 snaps against Syracuse ... saw six snaps of action at Wake Forest ... had a tackle in 13 snaps against South Carolina.

**2015:** Battled injury much of the season, but saw his first action at Miami ... broke up a pass at the line of scrimmage in four snaps.

**2014:** Redshirted.

**Before Clemson:** Among the top-300 players in the nation by 247Sports.com and Scout.com ... No. 11 outside linebacker in the nation and No. 13 player in North Carolina by 247Sports.com ... No. 24 outside linebacker in the nation and No. 15 player in North

Carolina by Rivals.com ... No. 28 outside linebacker in the nation by ESPN ... Offense-Defense All-American Bowl selection ... Shrine Bowl selection ... all-state by USA Today ... led Dudley High School to the state title and a 15-0 record as a senior ... had 111 tackles, seven sacks and five caused fumbles as a junior ... had 89 tackles and 8.5 sacks as a sophomore ... attended the same high school as former Tiger Jeff Davis ... coached by Steven Davis at Dudley High School ... recruited by Robbie Caldwell.

**Personal:** Majoring in sociology ... born Nov. 6, 1995.

## REGISTER 2017 GAME-BY-GAME STATS

Date	Opponent	Snap	Hit	Asst	Tot	TFL	Sacks	QP
9-2	Kent State	14	0	0	0	---	---	---
9-9	Auburn	4	0	0	0	---	---	---
9-16	at Louisville	8	0	1	1	0.5-1	0.5-1	---
9-23	Boston College	13	0	0	0	---	---	---
9-30	at Virginia Tech	22	0	0	0	---	---	---
10-7	Wake Forest	35	0	2	2	---	---	1
10-13	at Syracuse	13	1	0	1	---	---	---
10-28	Georgia Tech	28	2	0	2	---	---	---
11-4	at NC State	6	0	0	0	---	---	---
11-11	Florida State	14	1	0	1	---	---	---
11-18	The Citadel	21	0	0	0	---	---	---
11-25	at South Carolina	19	2	0	2	1-1	---	---
12-2	Miami (Fla.)	22	1	0	1	---	---	---
<b>Totals</b>		<b>219</b>	<b>7</b>	<b>3</b>	<b>10</b>	<b>1.5-2</b>	<b>0.5-1</b>	<b>1</b>

## REGISTER CAREER STATS

Year	G-S	Snap	Hit	Asst	Tot	TFL	Sacks	Int	QP	PBU	CF-RF
2015	1-0	4	0	0	0	0-0	0-0	0-0	0	1	0-0
2016	11-0	142	6	3	9	1.5-2	0-0	0-0	3	1	0-0
2017	13-0	219	7	3	10	1.5-2	0.5-1	0-0	1	1	0-0
<b>Totals</b>	<b>25-0</b>	<b>365</b>	<b>13</b>	<b>6</b>	<b>19</b>	<b>3-4</b>	<b>0.5-1</b>	<b>0-0</b>	<b>4</b>	<b>3</b>	<b>0-0</b>

## #21 DARIEN RENCHER

Original walk-on.

**2017:** Has 38 yards on nine carries in 20 snaps over three games ... had 27 yards on four carries against Kent State on Sept. 2 ... had three yards on two carries against The Citadel on Nov. 18 ... had eight yards on three carries at South Carolina on Nov. 25.

**2016:** Did not appear in a game.

**Before Clemson:** Lettered at T.L. Hanna High School.

**Personal:** His father, Darwin, was a letterman for Clemson track & field from 1985-87, and still is sixth in Tiger history in the outdoor long jump ... majoring in elementary education ... born Nov. 2, 1997.

## RENCHER CAREER STATS

Year	G-S	Snap	Car	Yds	Avg	TD	LG	Rec	Yds	TD
2017	3-0	20	9	38	4.2	0	21	0	0	0

## #13 HUNTER RENFROW

Original walk-on who earned a scholarship in August 2015 and has put together one of the great stories in Clemson history with four touchdowns in two national championship games against Alabama ... has 132 receptions for 1,558 yards and 14 touchdowns in 1,794 snaps over 39 games (31 starts) in his career ... has 26 receptions and four touchdowns in four College Football Playoff games.

**2017:** Third-Team All-ACC selection ... has 55 receptions for 571 yards and three touchdowns in 600 snaps over 13 games (12 starts) ... had a game-high nine receptions for 62 yards against No. 13 Auburn on Sept. 9; named team co-offensive player-of-the-game ... had four receptions for 71 yards at No. 14 Louisville on Sept. 16 ... had a game-high six receptions for 53 yards against Boston College on Sept. 23 ... had a game-high six receptions for 61 yards against Wake Forest on Oct. 7 ... had five receptions for 64 yards at Syracuse on Oct. 13 ... had four receptions for 33 yards at No. 20 NC State on Nov. 4 ... had four receptions for 35 yards against Florida State on Nov. 11 ... had three receptions for 26 yards and a touchdown against The Citadel on Nov. 18 ... had a team-high four receptions for 75 yards and two touchdowns at South Carolina on Nov. 25; named team offensive player-of-the-game ... had five receptions for 45 yards against No. 7 Miami (Fla.) in the ACC Championship Game on Dec. 2.

**2016:** Earned Hustle Award on offense, sharing the honor with Mitch Hyatt ... had 44 catches for 495 yards and six touchdowns in 635 snaps over 11 games (nine starts) ... made brilliant catch for a touchdown in the opener at Auburn, a 16-yard reception ... followed with another score in a fourth straight game, a brilliant 35-yard touchdown in the endzone against Troy ... broke a bone in his hand on the fall and missed the next four games ... returned against NC State, catching six passes for 53 yards ... posted five catches for 62 yards, with a touchdown, at Florida State ... caught critical third-down reception in the fourth quarter of Tigers' come from behind win ... posted seven catches for 77 yards against Pittsburgh ... notched 46 yards on two catches, one of which was a 15-yard touchdown, in ACC Championship Game versus Virginia Tech ... made spectacular diving 31-yard catch to set up his score ... had five grabs for 50 yards in Fiesta Bowl win over Ohio State ... posted career-best 10 receptions for 92 yards, with two second half touchdowns, in win over Alabama (most vs. the Tide all season) ... scored the final go-ahead touchdown with one second left on the clock.

**2015:** Fifth on the team with 33 receptions for 492 yards and five touchdowns ... appeared in 15 games, with 10 starts ... his 14.9 yards per catch figure was third-best on the team ... had two receptions for 29 yards in the season opener against Wofford ... posted three receptions against Appalachian State ... grabbed first career touchdown at Louisville to open Clemson's scoring, a 32-yard pass from Deshaun Watson ... caught key 24-yard pass that set up a touchdown in win over Notre Dame ... posted three catches for 40 yards against Boston College ... caught 57-yard touchdown pass at NC State and was Clemson's special teams player-of-the-game by coaches after recovering an onside kick late ... caught three passes for 22 yards in ACC Championship Game and recovered final onside kick by North Carolina to help secure the victory ... caught 35-yard touchdown pass in the Capital One Orange Bowl in the second half and finished with 4-59 against the Sooners ... earned co-player-of-the-game honors with Deshaun Watson after receiving two of his four touchdown passes in National Championship Game against Alabama ... finished with seven grabs for 88 yards to lead all Tigers ... posted 11 catches for 147 yards and three scores in two College Football Playoff games.

**2014:** Redshirted.

**Before Clemson:** Lettered at Socastee High School ... father, Tim, played at Wofford and had an interception at Clemson in 1981 ... standout baseball player ... No. 6 outfielder in South Carolina by Diamond Prospects.

**Personal:** His brother, Cole, is a freshman tight end on the 2017 Clemson football team ... majoring in economics ... born Dec. 21, 1995.

## H. RENFROW 2015 GAME-BY-GAME STATS

Date	Opponent	Snap	Rec	Yds	Avg	TD	LG
9-5	Wofford	24	2	29	14.5	0	25
9-12	Appalachian State	28	3	12	4.0	0	6
9-17	Louisville	26	1	32	32.0	1	32
10-3	Notre Dame	32	1	24	24.0	0	24
10-10	Georgia Tech	37	1	17	17.0	0	17
10-17	Boston College	*40	3	40	13.3	0	19
10-24	at Miami (Fla.)	*54	0	0	---	0	---
10-31	at NC State	*48	4	93	23.3	1	57
11-7	Florida State	*48	0	0	---	0	---
11-14	at Syracuse	*18	1	21	21.0	0	21
11-21	Wake Forest	*34	3	55	18.3	0	35
11-28	at South Carolina	*34	0	0	---	0	---
12-5	North Carolina	*76	3	22	7.3	0	9
12-31	Oklahoma	*53	4	59	14.8	1	35
1-11	Alabama	*55	7	88	12.6	2	31
<b>Totals</b>		<b>559</b>	<b>33</b>	<b>492</b>	<b>14.9</b>	<b>5</b>	<b>57</b>

\* - start

# TIGER BIOS

## H. RENFROW 2016 GAME-BY-GAME STATS

Date	Opponent	Saps	Rec	Yds	Avg	TD	LG
9-3	at Auburn	46	3	27	9.0	1	16
9-10	Troy	*47	1	35	35.0	1	35
9-17	SC State			DNP			
9-22	at Georgia Tech			DNP			
10-1	Louisville			DNP			
10-7	at Boston College			DNP			
10-15	NC State	46	6	53	8.9	0	21
10-29	at Florida State	*65	5	62	12.4	1	20
11-5	Syracuse	*39	2	17	8.5	0	11
11-12	Pittsburgh	*78	7	77	11.0	0	25
11-19	at Wake Forest	*47	2	26	13.0	0	17
11-26	South Carolina	*45	1	10	10.0	0	10
12-3	Virginia Tech	*63	2	46	23.0	1	31
12-31	Ohio State	*60	5	50	10.0	0	13
1-9	Alabama	*99	10	92	9.2	2	24
<b>Totals</b>		<b>635</b>	<b>44</b>	<b>495</b>	<b>11.2</b>	<b>6</b>	<b>35</b>

\* - start

## H. RENFROW 2017 GAME-BY-GAME STATS

Date	Opponent	Saps	Rec	Yds	Avg	TD	LG
9-2	Kent State	*24	2	16	8.0	0	8
9-9	Auburn	*50	9	62	6.9	0	13
9-16	at Louisville	*45	4	71	17.8	0	40
9-23	Boston College	61	6	53	8.8	0	25
9-30	at Virginia Tech	*46	2	19	9.5	0	16
10-7	Wake Forest	*44	6	61	10.2	0	29
10-13	at Syracuse	*51	5	64	12.8	0	15
10-28	Georgia Tech	*45	1	11	11.0	0	11
11-4	at NC State	*66	4	33	8.3	0	16
11-11	Florida State	*67	4	35	8.8	0	11
11-18	The Citadel	*14	3	26	8.7	1	12
11-25	at South Carolina	*46	4	75	18.8	2	61
12-2	Miami (Fla.)	*41	5	45	9.0	0	23
<b>Totals</b>		<b>600</b>	<b>55</b>	<b>571</b>	<b>10.4</b>	<b>3</b>	<b>61</b>

\* - start

## H. RENFROW CAREER STATS

Year	G-S	Saps	Rec	Yds	Avg	TD	LG	Car	Yds	TD	PR	KOR
2015	15-10	559	33	492	14.9	5	57	0	0	0	3-0	1-6
2016	11-9	635	44	495	11.2	6	35	0	0	0	0-0	0-0
2017	13-12	600	55	571	10.4	3	61	0	0	0	0-0	0-0
<b>Totals</b>	<b>39-31</b>	<b>1794</b>	<b>132</b>	<b>1558</b>	<b>11.8</b>	<b>14</b>	<b>61</b>	<b>0</b>	<b>0</b>	<b>0</b>	<b>3-0</b>	<b>1-6</b>

## #80 MILAN RICHARD

Has 18 receptions for 215 yards and a touchdown in 720 snaps over 43 games (13 starts) in his career.

**2017:** Has 17 receptions for 206 yards and a touchdown in 548 snaps over 13 games (13 starts) ... had two receptions for a team-tying-high 70 yards against Kent State on Sept. 2 ... had three receptions for 19 yards against Boston College on Sept. 23 ... had three receptions for 14 yards at No. 12 Virginia Tech on Sept. 30 ... had three receptions for 41 yards at Syracuse on Oct. 13 ... had a 20-yard receiving touchdown, the first of his career, against Georgia Tech on Oct. 28.

**2016:** Logged 144 snaps over 15 games ... had two knockdown blocks in 25 snaps against Troy ... posted two knockdowns and a nine-yard catch in win over SC State ... played 12 snaps at Georgia Tech ... saw 11 snaps in win at Boston College ... played 16 snaps against Syracuse ... logged 11 snaps against Pittsburgh ... played seven snaps at Wake Forest and 10 versus South Carolina.

**2015:** Played special teams for the Tigers in every game, primarily on the kickoff return unit ... saw the field for 13 snaps against Wofford ... earned three snaps in win over Boston College ... logged four snaps at Miami ... returned two pooch kicks for a total of 28 yards, including one in the National Championship Game against Alabama.

**2014:** Redshirted.

**Before Clemson:** Rated as the No. 191 player and No. 6 tight end in the nation and No. 16 player in Georgia by Rivals.com ... No. 195 player and No. 2 tight end in the nation by ESPN ... had 78 receptions for 1,243 yards and 12 touchdowns in his career at Calvary Day School ... first-team all-state as a junior and senior ... had 29 receptions for 502 yards and five touchdowns as a senior ... led his team to the state title game as a senior ... had 22 receptions for 341 yards and three touchdowns as a junior ... had 27 receptions for 400 yards and five touchdowns as a sophomore ... three-year basketball letterman ... coached by Mark Stroud at Calvary Day School ... recruited by Jeff Scott.

**Personal:** His father, Bill (hurdles), and mother, Veronica (sprints), were both All-Americans in track at Georgia ... his uncle, Herschel Walker, won the 1982

Heisman Trophy with Georgia ... majoring in communication ... born Jan. 23, 1996.

## RICHARD 2017 GAME-BY-GAME STATS

Date	Opponent	Saps	Rec	Yds	Avg	TD	LG
9-2	Kent State	*35	2	70	35.0	0	44
9-9	Auburn	*50	0	0	---	0	---
9-16	at Louisville	*50	1	11	11.0	0	11
9-23	Boston College	*62	3	19	6.3	0	9
9-30	at Virginia Tech	*49	3	14	4.7	0	7
10-7	Wake Forest	*52	0	0	---	0	---
10-13	at Syracuse	*27	3	41	13.7	0	24
10-28	Georgia Tech	*48	1	20	20.0	1	20
11-4	at NC State	*50	1	29	29.0	0	29
11-11	Florida State	*46	0	0	---	0	---
11-18	The Citadel	*13	0	0	---	0	---
11-25	at South Carolina	*29	2	-5	-2.5	0	3
12-2	Miami (Fla.)	*37	1	7	7.0	0	7
<b>Totals</b>		<b>548</b>	<b>17</b>	<b>206</b>	<b>12.1</b>	<b>1</b>	<b>44</b>

\* - start

## RICHARD CAREER STATS

Year	G-S	Saps	Rec	Yds	Avg	TD	LG	KOR
2015	15-0	28	0	0	---	0	0	2-28
2016	15-0	144	1	9	9.0	0	9	0-0
2017	13-13	548	17	206	12.1	1	44	0-0
<b>Totals</b>	<b>43-13</b>	<b>720</b>	<b>18</b>	<b>215</b>	<b>11.9</b>	<b>1</b>	<b>44</b>	<b>2-28</b>

## #50 JABRIL ROBINSON

Defensive tackle who has seen playing time as a reserve the last three seasons ... has 38 tackles, three tackles for loss, 1.5 sacks and four quarterback pressures in 338 snaps over 23 games.

**2017:** Has 19 tackles, 0.5 tackles for loss and two quarterback pressures in 206 snaps over 11 games ... had two tackles and 0.5 tackles for loss in 30 snaps at No. 14 Louisville on Sept. 16 ... had three tackles in 14 snaps against Boston College on Sept. 23 ... had three tackles in 28 snaps against Georgia Tech on Oct. 28; named team co-defensive player-of-the-game ... had three tackles in 16 snaps against The Citadel on Nov. 18 ... had three tackles in 18 snaps against No. 7 Miami (Fla.) in the ACC Championship Game on Dec. 2.

**2016:** Has five tackles in 65 snaps over six games ... notched a tackle in 19 snaps against SC State ... had a tackle for loss and two quarterback pressures in 21 snaps against Syracuse ... played six snaps against Wake Forest ... logged seven snaps against South Carolina.

**2015:** Had 14 tackles, including a sack, in 66 snaps over six games ... notched a sack in his first career game against Wofford ... posted four stops against Appalachian State ... logged nine snaps against Georgia Tech ... had two tackles against Boston College.

**2014:** Redshirted.

**Before Clemson:** Shrine Bowl selection ... Offense-Defense All-American Bowl selection ... all-conference, all-county and all-area as a senior ... had a team-high 110 tackles, a team-high 27 tackles for loss and five sacks as a senior ... had 72 tackles, 20 tackles for loss, 12 sacks and two caused fumbles as a junior ... played basketball and ran track ... coached by Garry Bishop at North Brunswick High School ... recruited by Dan Brooks.

**Personal:** Majoring in parks, recreation & tourism management ... born Dec. 12, 1995.

## ROBINSON 2017 GAME-BY-GAME STATS

Date	Opponent	Saps	Hit	Ast	Tot	TFL	Sacks	QP
9-2	Kent State				DNP			
9-9	Auburn	21	0	1	1			
9-16	at Louisville	30	0	2	2	0.5-2		
9-23	Boston College	14	1	2	3			1
9-30	at Virginia Tech	21	0	1	1			
10-7	Wake Forest	21	0	0	0			
10-13	at Syracuse	18	0	1	1			
10-28	Georgia Tech	28	0	3	3			
11-4	at NC State	11	0	1	1			
11-11	Florida State				DNP			
11-18	The Citadel	16	2	1	3			
11-25	at South Carolina	8	1	0	1			1
12-2	Miami (Fla.)	18	1	2	3			
<b>Totals</b>		<b>206</b>	<b>5</b>	<b>14</b>	<b>19</b>	<b>0.5-2</b>	<b>0-0</b>	<b>2</b>

## ROBINSON CAREER STATS

Year	G-S	Saps	Hit	Ast	Tot	TFL	Sacks	Int	QB	PR	CF	RF
2015	6-0	67	10	4	14	1-3	1-3	0-0	0	0	0	0-0
2016	6-0	65	3	2	5	1.5-9	0.5-0	0-0	2	0	0	0-0
2017	11-0	206	5	14	19	0.5-2	0-0	0-0	2	0	0	0-0
<b>Totals</b>	<b>23-0</b>	<b>338</b>	<b>18</b>	<b>20</b>	<b>38</b>	<b>3-14</b>	<b>1.5-8</b>	<b>0-0</b>	<b>4</b>	<b>0</b>	<b>0</b>	<b>0-0</b>

## #3 AMARI RODGERS

First-year freshman who has made an impact at the line of scrimmage.

**2017:** Has 18 receptions for 107 yards in 231 snaps over 13 games ... had a team-tying-high three receptions for 19 yards and a seven-yard punt return against Kent State on Sept. 2 ... had a seven-yard reception, 36-yard kickoff return and an eight-yard punt return against The Citadel on Nov. 18; named team co-special teams player-of-the-game ... had three receptions for 11 yards against No. 7 Miami (Fla.) in the ACC Championship Game on Dec. 2.

**Before Clemson:** Played in the Under Armour All-American Game in Orlando, Fla. ... national top-100 prospect by ESPN, which rated him No. 72 overall ... No. 4 in the state of Tennessee and No. 12 at his position by ESPN ... rated No. 104 by 247 Sports, seventh in the state and No. 15 at the wide receiver position ... named Mr. Football at the AAAA level in the state of Tennessee each of the last two years ... for his career, had 3,498 receiving yards and 47 touchdowns ... averaged 31 yards per reception as a senior when he had 40 catches for 1,238 yards and 18 scores ... played for Steve Mathews at Knoxville Catholic ... big play performer, he had 10 catches of 50 yards or more as a senior ... scored a touchdown on the team's first possession of the game on either a scrimmage play or return six times as a senior ... had seven 100-yard receiving games, including two with at least 200 yards as a senior ... had best game as a senior on his birthday, when he had eight catches for 251 yards and four scores ... the touchdown catches were 52, 35, 82 and 12 yards ... team finished 10-2 and reached second round of playoffs ... as a junior, had 61 receptions for 1,570 yards and 23 touchdowns, a 25.7-yard average per catch ... also had three rushing touchdowns, two on punt returns, two on kickoff returns and one on an interception return for 31 total touchdowns ... gained 2,511 all-purpose yards as a junior ... also had 38 tackles on defense as a cornerback ... had a 93-yard punt return for a score as junior ... team finished with 11-3 record ... as a sophomore, had 25 catches for 407 yards and six scores ... ran the ball more that year, he was the team's top rusher with 93 carries for 725 yards and nine scores ... had an 87-yard run on offense and 47-yard pick-six on defense ... committed to Clemson and assistant coach Jeff Scott on Valentine's Day 2016 ... son of former Tennessee quarterback Tee Martin, who led the Vols to the 1998 National Championship ... Martin is now an assistant coach at Southern California ... from same area as fellow signee Tee Higgins ... wore #3 in high school.

**Personal:** Majoring in sports communication.

## RODGERS 2017 GAME-BY-GAME STATS

Date	Opponent	Saps	Rec	Yds	Avg	TD	LG	Rush	PR
9-2	Kent State	26	3	19	6.3	0	9	0-0	1-7
9-9	Auburn	10	1	5	5.0	0	5	0-0	
9-16	at Louisville	23	0	0	---	0	---	0-0	
9-23	Boston College	14	0	0	---	0	---	0-0	
9-30	at Virginia Tech	10	0	0	---	0	---	1-(-7)	
10-7	Wake Forest	26	2	11	5.5	0	6	0-0	
10-13	at Syracuse	5	1	13	13.0	0	13	1-(-6)	
10-28	Georgia Tech	19	2	8	4.0	0	5	0-0	
11-4	at NC State	13	2	11	5.5	0	6	0-0	
11-11	Florida State	13	1	6	6.0	0	6	0-0	
11-18	The Citadel	20	1	7	7.0	0	7	0-0	1-8
11-25	at South Carolina	30	2	16	8.0	0	13	1-4	
12-2	Miami (Fla.)	22	3	11	3.7	0	10	0-0	
<b>Totals</b>		<b>231</b>	<b>18</b>	<b>107</b>	<b>5.9</b>	<b>0</b>	<b>13</b>	<b>3-(-9)</b>	<b>2-15</b>

Note: Had an 36-yard kickoff return against The Citadel.

## RODGERS CAREER STATS

Year	G-S	Saps	Rec	Yds	Avg	TD	LG	Car	Yds	TD	PR	KOR
2017	13-0	231	18	107	5.9	0	13	3	-9	0	2-15	1-36

## #97 NICK ROWELL

First-year Tiger.

**2017:** Has played one game, which came against The Citadel on Nov. 18.

**Before Clemson:** Lettered at James F. Byrnes High School.

# TIGER BIOS

**Personal:** Majoring in management ... born July 15, 1997.

## ROWELL CAREER STATS

Year	G-S	Saps	Hit	Asst	Tot	TFL	Sacks	Int	QP	PBU	CF-RF
2017	1-0	2	0	0	0	0-0	0-0	0-0	0	0	0-0

## #39 CAMERON SCOTT

Original walk-on ... has two tackles, both on special teams, in four games in his career.

**2017:** Has two tackles, both on special teams, in two games ... had two special teams tackles against The Citadel on Nov. 18.

**2016:** Made collegiate debut against SC State on special teams ... played in the win over South Carolina.

**2015:** Did not appear in a game.

**2014:** Redshirted.

**Before Clemson:** Lettered at Wilson High School.

**Personal:** Majoring in biological sciences ... born May 15, 1996.

## SCOTT CAREER STATS

Year	G-S	Saps	Hit	Asst	Tot	TFL	Sacks	Int	QP	PBU	CF-RF
2016	2-0	0	0	0	0	0-0	0-0	0-0	0	0	0-0
2017	2-0	0	1	1	2	0-0	0-0	0-0	0	0	0-0
Totals	4-0	0	1	1	2	0-0	0-0	0-0	0	0	0-0

## #41 CONNOR SEKAS

Original walk-on ... has a pass breakup in two snaps over three games in his career.

**2017:** Has a pass breakup in two snaps over two games ... had a pass breakup in two snaps against The Citadel on Nov. 18.

**2016:** Made first appearance in win over SC State.

**Before Clemson:** Lettered at Madison High School.

**Personal:** Majoring in construction science & management ... born Aug. 5, 1996.

## SEKAS CAREER STATS

Year	G-S	Saps	Hit	Asst	Tot	TFL	Sacks	Int	QP	PBU	CF-RF
2016	1-0	0	0	0	0	0-0	0-0	0-0	0	0	0-0
2017	2-0	2	0	0	0	0-0	0-0	0-0	0	1	0-0
Totals	3-0	2	0	0	0	0-0	0-0	0-0	0	1	0-0

## #11 ISAIHA SIMMONS

Athletic safety who has made an impact in his first active season in 2017.

**2017:** Has 47 tackles, three tackles for loss, a sack, five pass breakups and a caused fumble in 253 snaps over 13 games ... had five tackles in 21 snaps against Kent State on Sept. 2 ... had a team-high nine tackles in 52 snaps at No. 14 Louisville on Sept. 16 ... had three tackles, a tackle for loss and pass breakup in 14 snaps against Boston College on Sept. 23 ... had five tackles, a sack and two pass breakups in 22 snaps at No. 12 Virginia Tech on Sept. 30 ... had four tackles and a pass breakup in 21 snaps against Wake Forest on Oct. 7 ... had two tackles and a caused fumble in 24 snaps at Syracuse on Oct. 13; named team special teams player-of-the-game ... had seven tackles and a tackle for loss in 31 snaps against Georgia Tech on Oct. 28 ... had three tackles in 11 snaps at No. 20 NC State on Nov. 4 ... had three tackles in 19 snaps against The Citadel on Nov. 18 ... had four tackles in 23 snaps against No. 7 Miami (Fla.) in the ACC Championship Game on Dec. 2.

**2016:** Redshirted ... participated in the long jump with the Clemson track & field team in the spring.

**Before Clemson:** First-team all-state on both sides of the ball ... first-team all-state as a defensive back, but he had some great stats on offense as well ... had 92 tackles on defense and had 29 receptions for 994 yards and 13 touchdowns, an average of 34.3 yards per reception ... 2015 was his first year as a wide receiver on offense ... had a long touchdown catch of 82 yards ... had 23 rushes for 148 yards and two scores ... also had a 98-yard kickoff return for a score, his only return of the year, and a fumble return for a score ... finished

with 17 total touchdowns as a senior ... helped his team to a 10-2 record in 2015 ... coached by Chris McCartney ... also outstanding in track, he was state champion in the long jump each in 2014 and 2015 with a career best of 23-8 ... chose Clemson over offers from Michigan, Nebraska, Missouri and Louisville ... recruited by Brent Venables.

**Personal:** Majoring in sports communication.

## SIMMONS 2017 GAME-BY-GAME STATS

Date	Opponent	Saps	Hit	Asst	Tot	TFL	Sacks	Int	PBU
9-2	Kent State	21	4	1	5				
9-9	Auburn	0	0	0	0				
9-16	at Louisville	52	5	4	9				
9-23	Boston College	14	3	0	3	1-2		1	
9-30	at Virginia Tech	22	5	0	5	1-6		2	
10-7	Wake Forest	21	3	1	4			1	
10-13	at Syracuse	24	0	2	2				
10-28	Georgia Tech	31	3	4	7	1-1			
11-4	at NC State	11	0	3	3				
11-11	Florida State	6	1	0	1				
11-18	The Citadel	19	2	1	3				
11-25	at South Carolina	9	1	0	1			1	
12-2	Miami (Fla.)	23	3	1	4				
Totals		253	30	17	47	3-9		0-0	5

Note: Had a sack at Virginia Tech; had a caused fumble at Syracuse.

## SIMMONS CAREER STATS

Year	G-S	Saps	Hit	Asst	Tot	TFL	Sacks	Int	QP	PBU	CF-RF
2017	13-0	253	30	17	47	3-9	1-6	0-0	0	5	1-0

## #74 JOHN SIMPSON

Sophomore offensive lineman has played both guard positions for the Tigers in 2017 ... has 15 knockdowns in 460 snaps over 21 games in his career.

**2017:** Has 11 knockdowns in 300 snaps over 12 games ... had a knockdown in 26 snaps against Kent State on Sept. 2 ... played 18 snaps at No. 14 Louisville on Sept. 16 ... had a team-high four knockdowns in 33 snaps against Boston College on Sept. 23; named team co-offensive player-of-the-game ... played 10 snaps at No. 12 Virginia Tech on Sept. 30 ... played 32 snaps against Wake Forest on Oct. 7 ... played 12 snaps at Syracuse on Oct. 13 ... had a knockdown in 20 snaps against Georgia Tech on Oct. 28 ... had a knockdown in 23 snaps at No. 20 NC State on Nov. 4 ... played 30 snaps against Florida State on Nov. 11 ... had a knockdown in 40 snaps against The Citadel on Nov. 18 ... had two knockdowns in 22 snaps at South Carolina on Nov. 25 ... had a knockdown in 34 snaps against No. 7 Miami (Fla.) in the ACC Championship Game on Dec. 2.

**2016:** Had four knockdown blocks in 160 snaps over nine games ... allowed just one sack ... played 10 snaps in the win over Troy ... graded 91 percent with two knockdown blocks in 32 snaps against SC State ... played 24 snaps at Boston College, registering an 88 percent grade ... played 33 snaps against Syracuse ... logged seven snaps in game against Pittsburgh ... graded 87 percent in 15 snaps at Wake Forest ... played 26 snaps against South Carolina before suffering a foot injury ... saw 10 snaps of action in the Fiesta Bowl against Ohio State.

**Before Clemson:** Played in the U.S. Army All-American game in San Antonio ... rated No. 151 overall prospect in the country by 247 Sports ... listed No. 2 in South Carolina and No. 7 at his position by 247 Sports ... rated the No. 183 overall prospect in the nation by Scout, who also lists him No. 13 at his position ... an ESPN top 300 player, he is rated No. 232 overall, the second-best prospect in South Carolina and No. 14 at his position ... listed No. 3 prospect in the state by Rivals ... finalist for Mr. Football in state of South Carolina ... named Palmetto Lineman of the Year ... also a state champion in wrestling as a junior ... played for Steve LaPrad ... chose Clemson over Florida and LSU ... recruited by Tony Elliott and Robbie Caldwell.

**Personal:** Majoring in pre-business.

## #47 JAMES SKALSKI

Has 48 tackles, four tackles for loss, 1.5 sacks and three quarterback pressures in 169 snaps over 27 games (two starts) in his career.

**2017:** Has 34 tackles, two tackles for loss, 0.5 sacks and two quarterback pressures in 149 snaps over 13 games (two starts) ... had three tackles and 0.5 tackles for loss in seven snaps at No. 14 Louisville on Sept. 16 ... had a tackle and kickoff against Wake Forest on Oct. 7 ... had two tackles in 11 snaps against Georgia Tech on Oct. 28; named team co-defensive player-of-the-game ... had three tackles in four snaps against Florida State on Nov. 11 ... had a team-high nine tackles and tackle for loss in 36 snaps against The Citadel on Nov. 18; was his first career start; named team defensive player-of-the-game ... had a team-tying-high six tackles in 36 snaps at South Carolina on Nov. 25 ... had three tackles and 0.5 sacks in 32 snaps against No. 7 Miami (Fla.) in the ACC Championship Game on Dec. 2.

**2016:** Produced 14 tackles in 20 snaps in 14 games ... more than half (eight) of his tackles came on special teams ... appeared in first collegiate game at Auburn, registering a tackle ... special teams player of the game against Boston College, he had a tackle on kickoff coverage ... had four tackles, including two on special teams and one for loss, in nine active snaps against Syracuse ... tallied special teams stop at Wake Forest ... had two tackles on special teams in win over South Carolina ... assisted on a coverage tackle in the Fiesta Bowl win over Ohio State.

**Before Clemson:** Outstanding all-around athlete ... standout on the football field and the soccer field ... will leave Northgate High as the school's most decorated athlete ... named first-team all-state as a linebacker and second-team all-state as a punter ... Region 4-A-A-A-A-A Defensive Player of the Year ... named the MVP of the Newnan area ... led the team in tackles with 170, 33 of which were tackles for loss ... had 11 sacks, three caused fumbles, two caused fumbles and an interception ... had a pair of defensive touchdowns as well ... handled the punts and had over a 40-yard average ... also handled kickoffs and was second-team all-region kicker as well ... also running back at times for Northgate team that finished 12-2, most wins in school history ... also a three-year starter in soccer ... actually played football and soccer at the same time during the fall of 2013 ... played his high school football for Tommy Walburn ... selected Clemson over offers from Louisville and South Carolina ... recruited by Mike Reed and Brent Venables.

**Personal:** Comes from an athletic family ... sister, Brenna, plays softball at Georgia State ... father played football for two years at Oklahoma ... majoring in communication.

## SKALSKI 2016 GAME-BY-GAME STATS

Date	Opponent	Saps	Hit	Asst	Tot	TFL	Sacks	QP
9-3	at Auburn	0	1	0	1			
9-10	Troy	0	0	0	0			
9-17	SC State	8	2	1	3	1-10	1-10	
9-22	at Georgia Tech	0	0	0	0			
10-1	Louisville	0	0	0	0			
10-7	at Boston College	3	3	0	3			
10-15	NC State					DNP		
10-29	at Florida State	0	0	0	0			
11-5	Syracuse	9	2	1	3	1-4		
11-12	Pittsburgh	0	0	0	0			
11-19	at Wake Forest	0	1	0	1			
11-26	South Carolina	0	0	2	2			
12-3	Virginia Tech	0	0	0	0			
12-31	Ohio State	0	0	1	1			
1-9	Alabama	0	0	0	0			
Totals		20	9	5	14	2-14	1-10	1



# TIGER BIOS

## SKALSKI 2017 GAME-BY-GAME STATS

Date	Opponent	Snap	Hit	Ass	Tot	TFL	Sacks	Int
9-2	Kent State	13	0	2	2			
9-9	Auburn	0	0	0	0			
9-16	at Louisville	7	2	1	3	0.5-2		
9-23	Boston College	5	1	1	2			
9-30	at Virginia Tech	3	0	1	1			
10-7	Wake Forest	0	1	0	1			
10-13	at Syracuse	0	0	0	0			
10-28	Georgia Tech	11	0	2	2			
11-4	at NC State	2	2	0	2			
11-11	Florida State	4	2	1	3			
11-18	The Citadel	*36	6	3	9	1-1		
11-25	at South Carolina	36	1	5	6			
12-2	Miami (Fla.)	*32	0	3	3	0.5-2	0.5-2	
<b>Totals</b>		<b>149</b>	<b>15</b>	<b>19</b>	<b>34</b>	<b>2-5</b>	<b>0.5-2</b>	<b>0-0</b>

\* - start

## SKALSKI CAREER STATS

Year	G-S	Snap	Hit	Ass	Tot	TFL	Sacks	Int	QP	PBU	CF-RF
2016	14-0	20	9	5	14	2-14	1-10	0-0	1	0	0-0
2017	13-2	149	15	19	34	2-5	0.5-2	0-0	2	0	0-0
<b>Totals</b>	<b>27-2</b>	<b>169</b>	<b>24</b>	<b>24</b>	<b>48</b>	<b>4-19</b>	<b>1.5-12</b>	<b>0-0</b>	<b>3</b>	<b>0</b>	<b>0-0</b>

## #84 CANNON SMITH

Tight end who is a mainstay on Clemson's special teams units ... has five receptions for 49 yards and a touchdown in 242 snaps over 43 games (one start) in his career.

**2017:** Has three receptions for 24 yards and a touchdown in 175 snaps over 13 games (one start) ... had a 13-yard receiving touchdown against Wake Forest on Oct. 7.

**2016:** Had two catches for 25 yards in 38 snaps over 15 games ... posted first career catch against SC State on a 22-yard reception ... saw six snaps of action at Boston College ... played five snaps in win over Syracuse ... posted three-yard reception in five snaps against South Carolina.

**2015:** Logged 29 snaps over six appearances on offense ... saw seven snaps of action in the season opener against Wofford ... played four snaps against Boston College, in addition to his special teams duties ... logged six snaps at Miami ... made a special teams tackle at NC State.

**2014:** Redshirted.

**Before Clemson:** Rated as the No. 235 player and No. 7 tight end in the nation by Scout.com ... No. 237 player and No. 3 tight end in the nation by ESPN ... No. 284 player in the nation and No. 8 player in South Carolina by 247Sports.com ... No. 13 player in South Carolina by Rivals.com ... Offense-Defense All-American Bowl selection ... helped Hammond School to the Independent School State Championship game as a senior ... had 15 receptions for 300 yards and two touchdowns as a senior ... had 31 receptions for 460 yards and four touchdowns as a junior ... had 20 receptions for 394 yards and four touchdowns as a sophomore ... played basketball at Hammond School ... coached by Erik Kimrey at Hammond School ... recruited by Brent Venables.

**Personal:** His father, Bill, was a starting defensive end on Clemson's 1981 National Championship team; he was a four-year letterman (1977-79,81); started and had 10 tackles in Clemson's win over Nebraska in the 1982 Orange Bowl; he is on the Clemson Board of Trustees and won the 2013 Brian Dawkins Clemson Lifetime Achievement Award, which is presented to a former Tiger by head coach Dabo Swinney ... Eagle Scout ... majoring in history ... born Jan. 25, 1995.

## CA. SMITH 2017 GAME-BY-GAME STATS

Date	Opponent	Snap	Rec	Yds	Avg	TD	LG
9-2	Kent State	14	0	0	---	0	---
9-9	Auburn	0	0	0	---	0	---
9-16	at Louisville	10	0	0	---	0	---
9-23	Boston College	*19	0	0	---	0	---
9-30	at Virginia Tech	13	0	0	---	0	---
10-7	Wake Forest	24	1	13	13.0	1	13
10-13	at Syracuse	8	0	0	---	0	---
10-28	Georgia Tech	25	1	7	7.0	0	7
11-4	at NC State	9	0	0	---	0	---
11-11	Florida State	17	0	0	---	0	---
11-18	The Citadel	11	1	4	4.0	0	4
11-25	at South Carolina	10	0	0	---	0	---
12-2	Miami (Fla.)	15	0	0	---	0	---
<b>Totals</b>		<b>175</b>	<b>3</b>	<b>24</b>	<b>8.0</b>	<b>1</b>	<b>13</b>

\* - start

## CA. SMITH CAREER STATS

Year	G-S	Snap	Rec	Yds	Avg	TD	LG
2015	15-0	29	0	0	---	0	---
2016	15-0	38	2	25	12.5	0	22
2017	13-1	175	3	24	8.0	1	13
<b>Totals</b>	<b>43-1</b>	<b>242</b>	<b>5</b>	<b>49</b>	<b>9.8</b>	<b>1</b>	<b>22</b>

## #43 CHAD SMITH

One of the most valuable players on special teams for the Tigers' 2016 national championship team ... has 38 tackles, three tackles for loss, 0.5 sacks, three quarterback pressures, a pass breakup and caused fumble in 146 snaps over 25 games in his career.

**2017:** Has 19 tackles, three tackles for loss, 0.5 sacks, three quarterback pressures, a pass breakup and caused fumble in 126 snaps over 12 games ... had five tackles and 0.5 tackles for loss in 13 snaps against Kent State on Sept. 2 ... had two tackles and a tackle for loss in 13 snaps against No. 13 Auburn on Sept. 9 ... had a tackle and 0.5 sacks in 15 snaps at No. 14 Louisville on Sept. 16 ... had a tackle for loss in 11 snaps at No. 12 Virginia Tech on Sept. 30 ... had two special teams tackles and a caused fumble against Georgia Tech on Oct. 28; named team co-special teams player-of-the-game ... had three tackles and a pass breakup in 39 snaps against Florida State on Nov. 11 ... had three tackles in 12 snaps against No. 7 Miami (Fla.) in the ACC Championship Game on Dec. 2; named team co-special teams player-of-the-game.

**2016:** Shared defensive special teams player of the year honors with Tanner Muse ... produced 19 tackles in 20 snaps over 13 games ... matched Muse with a team-high 10 tackles on special teams ... had three tackles against SC State, including one on special teams ... named special teams player of the game at Georgia Tech after recovering a fumbled punt return ... had three tackles, including two on special teams, in win over No. 3 Louisville ... posted six tackles in only eight snaps at Boston College, including one that came on kickoff coverage ... shared special teams player of the game honors with Greg Huegel at Florida State, where he had two tackles on kickoff coverage ... posted special teams tackle against Pittsburgh ... blocked a punt at Wake Forest ... special teams player of the game against South Carolina after posting three tackles in coverage ... assisted on a special teams tackle against Virginia Tech.

**2015:** Redshirted.

**Before Clemson:** Played in the U.S. Army All-American Bowl ... No. 56 player and No. 6 linebacker in the nation and No. 2 player in Virginia by Rivals.com ... No. 179 player and No. 14 linebacker in the nation and No. 9 player in Virginia by 247Sports.com ... top-300 player and No. 19 linebacker in the nation and No. 10 player in Virginia by ESPN ... participated in The Opening, where he was rated as the No. 3 athlete after competition with the other 161 players ... played linebacker, safety, tight end and wide receiver ... had 90 tackles (15 for loss) as a senior ... had 118 yards on 19 carries, 24 receptions for 44 yards and seven touchdowns as a senior ... had 72 tackles (13 for loss), six sacks, five interceptions and three blocked field goals as a junior ... added 757 rushing yards and 12 touchdowns ... two-time all-state, all-region and all-conference selection ... coached by Karl Buckwalter ... recruited by Brent Venables.

**Personal:** Majoring in sports communication ... born April 16, 1996.

## CH. SMITH 2017 GAME-BY-GAME STATS

Date	Opponent	Snap	Hit	Ass	Tot	TFL	Sacks	Int
9-2	Kent State	13	5	0	5	0.5-0		
9-9	Auburn	13	1	1	2	1-1		
9-16	at Louisville	15	0	1	1	0.5-1	0.5-1	
9-23	Boston College	4	0	0	0			
9-30	at Virginia Tech	11	1	0	1	1-4		
10-7	Wake Forest	11	1	0	1			
10-13	at Syracuse	1	1	0	1			
10-28	Georgia Tech	0	1	1	2			
11-4	at NC State	7	0	0	0			
11-11	Florida State	39	3	0	3			
11-18	The Citadel	0	0	0	0			
11-25	at South Carolina					DNP		
12-2	Miami (Fla.)	12	2	1	3			
<b>Totals</b>		<b>126</b>	<b>15</b>	<b>4</b>	<b>19</b>	<b>3-6</b>	<b>0.5-1</b>	<b>0-0</b>

Note: Had a caused fumble against Georgia Tech.

## CH. SMITH CAREER STATS

Year	G-S	Snap	Hit	Ass	Tot	TFL	Sacks	Int	QP	PBU	CF-RF
2016	15-0	20	11	8	19	0-0	0-0	0-0	0	0	0-0
2017	12-0	126	15	4	19	3-6	0.5-1	0-0	3	1	1-0
<b>Totals</b>	<b>25-0</b>	<b>146</b>	<b>26</b>	<b>12</b>	<b>38</b>	<b>3-6</b>	<b>0.5-1</b>	<b>0-0</b>	<b>3</b>	<b>1</b>	<b>1-0</b>

## #5 SHAQ SMITH

Talented linebacker who has seen most of his time on special teams in his first active season as a Tiger.

**2017:** Has 14 tackles and an interception for six yards in 73 snaps over 13 games ... had four tackles and a six-yard interception return in 31 snaps against The Citadel on Nov. 18 ... had three tackles in 15 snaps against No. 7 Miami (Fla.) in the ACC Championship Game on Dec. 2.

**2016:** Redshirted.

**Before Clemson:** Five-star linebacker prospect ... second-team USA Today All-American ... played in the Under Armour All-American game ... No. 1 prospect in Maryland and the No. 6 overall player in the nation according to Rivals.com ... rated the No. 1 outside linebacker, No. 5 player in Maryland and the No. 21 prospect nationally by ESPN ... rated the No. 17 overall prospect in the nation by Tom Lemming ... No. 28 prospect nationally by PrepStar ... had 89 tackles, four sacks, two forced fumbles and two fumble recoveries in the 2015 season ... played for IMG Academy in Florida in 2015 ... had those 89 tackles in just eight games ... IMG was 9-0 for the season ... had 15 tackles in a game twice, each of his last two games of the year ... had 79-yard fumble return against Bergen Catholic for a touchdown ... had at least one tackle for loss in seven of his eight games ... had double figures in tackles in four of the eight games ... had 111 tackles, 10 tackles for loss, four sacks and two interceptions in 2014 for St. Frances Academy in Maryland ... recruited by Brent Venables ... narrowed his college choices to Clemson, Auburn, and LSU ... played for Kevin Wright at St. Frances and Chris Weinke at IMG Academy ... recruited by Brent Venables and Mike Reed.

**Personal:** Majoring in parks, recreation & tourism management.

## S. SMITH 2017 GAME-BY-GAME STATS

Date	Opponent	Snap	Hit	Ass	Tot	TFL	Sacks	Int
9-2	Kent State	8	1	1	2			
9-9	Auburn	0	0	0	0			
9-16	at Louisville	7	0	0	0			
9-23	Boston College	2	0	2	2			
9-30	at Virginia Tech	0	0	0	0			
10-7	Wake Forest	0	0	0	0			
10-13	at Syracuse	0	0	0	0			
10-28	Georgia Tech	0	0	0	0			
11-4	at NC State	0	0	0	0			
11-11	Florida State	1	1	0	1			
11-18	The Citadel	31	0	4	4			1-6
11-25	at South Carolina	9	1	1	2			
12-2	Miami (Fla.)	15	1	2	3			
<b>Totals</b>		<b>73</b>	<b>4</b>	<b>10</b>	<b>14</b>	<b>0-0</b>	<b>0-0</b>	<b>1-6</b>

## S. SMITH CAREER STATS

Year	G-S	Snap	Hit	Ass	Tot	TFL	Sacks	Int	QP	PBU	CF-RF
2017	13-0	73	4	10	14	0-0	0-0	1-6	0	0	0-0

## #23 VAN SMITH

Has 184 tackles, eight tackles for loss, a quarterback pressure, four interceptions for 165 yards, two pass breakups, two caused fumbles and a recovered fumble in 1,574 snaps over 41 games (27 starts) in his career.

**2017:** Has 54 tackles, 1.5 tackles for loss, an interception for 38 yards and a recovered fumble in 570 snaps over 12 games (12 starts) ... had three tackles in 46 snaps at No. 14 Louisville on Sept. 16 ... had three tackles in 56 snaps against Boston College on Sept. 23 ... had six tackles in 52 snaps at No. 12 Virginia Tech on Sept. 30 ... had three tackles in 47 snaps against Wake Forest on Oct. 7 ... had five tackles in 71 snaps at Syracuse on Oct. 13 ... had nine tackles, a tackle for loss and recovered fumble in 57 snaps against Georgia Tech on Oct. 28; named team co-defensive player-of-the-game ... had eight tackles in 72 snaps at No. 20 NC State on Nov. 4; named team co-defensive player-of-the-game ... had seven tackles, 0.5 tackles for loss and a 38-yard interception return in a close game in the fourth quarter in 59 snaps against Florida State on Nov. 11; named team co-defensive player-of-the-game ... had three tackles in 19 snaps against The Citadel on Nov. 18 ... had four tackles in 41 snaps against No. 7 Miami (Fla.) in the ACC Championship Game on Dec. 2.

**2016:** Second-team All-ACC (coaches) ... produced 114 tackles, third-most on the team, in 929 snaps over 15 games (15 starts) ... also had two interceptions, two caused fumbles and two pass breakups ... produced nine tackles in his first start, a win at Auburn ... logged game-high 14 tackles in win over Troy, with half of a tackle for loss as well ... notched first interception of the season on a trick play at Georgia Tech ... named co-defensive player of the game for the Tigers ... posted 14 tackles in win over Louisville, while playing 100 snaps ... tallied 13 stops in win at Boston College, with a forced fumble ... had nine tackles and a pass breakup in win over NC State ... notched four tackles in 43 snaps against Syracuse ... posted eight stops, including one for loss, in 74 snaps in loss to Pittsburgh ... had pair of special teams tackles against South Carolina, part of a seven-tackle effort ... added two more special teams stops against Virginia Tech ... notched second interception of the season in Fiesta Bowl win over Ohio State and returned it 86 yards, the fifth-longest return in school history and longest ever in a bowl game ... added nine stops against the Buckeyes.

**2015:** Posted 16 tackles, including one for loss, in 75 snaps over 14 games ... played on defense in five games ... played special teams the entire season, primarily as a member of the punt coverage unit ... four of his 16 tackles came on special teams ... earned 16 snaps at Miami and made the most of it with six tackles ... also had an interception and returned it 33 yards against the Hurricanes ... posted a special teams tackle at NC State ... had three tackles in 17 snaps against Wake Forest ... inserted into action after T.J. Green was called for targeting in the first half of the ACC Championship Game and responded with six tackles in 38 snaps.

**Before Clemson:** Led William Amos Hough High School to a 10-4 record as a senior ... No. 9 player in North Carolina by MaxPreps.com ... had 444 yards and 13 touchdowns on 66 carries as a senior ... had two kickoff returns for touchdowns, including a 95-yarder, as a senior; averaged 36.3 yards per kickoff return on 10 returns ... had 74 tackles and six interceptions as a senior ... played for West Mecklenburg High School from his sophomore to junior seasons ... had 1,114 rushing yards and 12 touchdowns and added four interceptions as a junior ... teammate of fellow signee Mark Fields ... coached by Miles Aldridge, a former Clemson assistant coach ... recruited by Danny Pearman.

**Personal:** Majoring in sports communication ... born Aug. 14, 1996.

## V. SMITH 2016 GAME-BY-GAME STATS

Date	Opponent	Snaps	Hit	Ast	Tot	TFL	Int	PBU
9-3	at Auburn	*71	5	4	9	1.5-3		
9-10	Troy	*79	7	7	14	0.5-3		
9-17	SC State	*11	0	1	1	0.5-2		
9-22	at Georgia Tech	*56	2	1	3		1-8	
10-1	Louisville	*100	10	4	14			
10-7	at Boston College	*66	9	4	13	1-2		
10-15	NC State	*79	6	3	9	0.5-1		1
10-29	at Florida State	*73	5	2	7			1
11-5	Syracuse	*43	3	1	4			
11-12	Pittsburgh	*74	6	2	8	1-5		
11-19	at Wake Forest	*52	4	3	7			
11-26	South Carolina	*39	5	2	7			
12-3	Virginia Tech	*72	5	0	5			
12-31	Ohio State	*55	5	4	9	0.5-1	1-86	
1-9	Alabama	*59	3	0	3			
<b>Totals</b>		<b>929</b>	<b>77</b>	<b>37</b>	<b>114</b>	<b>5.5-17</b>	<b>2-94</b>	<b>2</b>

\* - start; had caused fumbles at Boston College and at Florida State.

## V. SMITH 2017 GAME-BY-GAME STATS

Date	Opponent	Snaps	Hit	Ast	Tot	TFL	Int	PBU
9-2	Kent State	*9	0	1	1			
9-9	Auburn					DNP		
9-16	at Louisville	*46	2	1	3			
9-23	Boston College	*56	1	2	3			
9-30	at Virginia Tech	*52	3	3	6			
10-7	Wake Forest	*47	2	1	3			
10-13	at Syracuse	*71	3	2	5			
10-28	Georgia Tech	*57	8	1	9	1-2		
11-4	at NC State	*72	8	0	8			
11-11	Florida State	*59	5	2	7	0.5-0	1-38	
11-18	The Citadel	*19	2	1	3			
11-25	at South Carolina	*41	2	0	2			
12-2	Miami (Fla.)	*41	3	1	4			
<b>Totals</b>		<b>570</b>	<b>39</b>	<b>15</b>	<b>54</b>	<b>1.5-2</b>	<b>1-38</b>	<b>0</b>

\* - start; Note: Had a recovered fumble against Georgia Tech.

## V. SMITH CAREER STATS

Year	G-S	Snaps	Hit	Ast	Tot	TFL	Sacks	Int	QB	PBU	CF-RF
2015	14-0	75	14	2	16	1-2	0-0	1-33	0	0	0-0
2016	15-15	929	77	37	114	5.5-17	0-0	2-94	1	2	2-0
2017	12-12	570	39	15	54	1.5-2	0-0	1-38	0	0	0-1
<b>Totals</b>	<b>41-27</b>	<b>1574</b>	<b>130</b>	<b>54</b>	<b>184</b>	<b>8-21</b>	<b>0-0</b>	<b>4-165</b>	<b>1</b>	<b>2</b>	<b>2-1</b>

## #41 ALEX SPENCE

Reserve placekicker his first two seasons after redshirting the 2014 campaign, then became the starter in September 2017 when Greg Huegel was lost for the season due to injury ... is 7-12 (58.3 percent) on field goals and 42-44 on extra points for 63 points in 16 games (10 starts) in his career.

**2017:** Is 7-12 (58.3 percent) on field goals and 41-43 on extra points for 62 points in 11 games (10 starts) ... made his only extra-point attempt against Kent State on Sept. 2 ... went 4-5 on extra-point attempts in his first career start against Boston College on Sept. 23 ... made his first career field goal and was 4-4 on extra-point attempts at No. 12 Virginia Tech on Sept. 30 ... made his only field-goal attempt and was 3-3 on extra-point attempts against Georgia Tech on Oct. 28; named team co-special teams player-of-the-game ... made his only field-goal attempt (26-yarder) and was 4-4 on extra-point attempts against Florida State on Nov. 11; named team special teams player-of-the-game ... made his only field-goal attempt (26-yarder) and was 4-4 on extra-point attempts against The Citadel on Nov. 18 ... made his only field-goal attempt (46-yarder) and was 5-5 on extra-point attempts against No. 7 Miami (Fla.) in the ACC Championship Game on Dec. 2; named team co-special teams player-of-the-game.

**2016:** Recipient of the Danny Lee Ford Scholarship Award; had a 4.0 GPA in the spring semester ... kicked off three times in the 59-0 win over SC State, with one touchback ... had a tackle on one of his two kickoffs in the game at Boston College ... had two kickoffs in the Syracuse game.

**2015:** Appeared in two games ... made his first career extra point in the opener against Wofford ... kicked off once in the game against Appalachian State.

**2014:** Redshirted ... ACC Academic Honor Roll member.

**Before Clemson:** Rated as the No. 34 kicker in the nation by ESPN ... Shrine Bowl selection ... was 14-17 on field goals and 36-37 on PATs as a senior ... AAAA Specialist-of-the-Year as a junior ... was 11-13 on field goals and averaged over 40 yards per punt as a junior ... coached by Trey Woodberry.

**Personal:** Brother, Austin, is also a member of the Tiger football team ... majoring in financial management ... born Nov. 4, 1995.

## AL. SPENCE 2017 GAME-BY-GAME STATS

Date	Opponent	FG-FGA	Distances	PAT	Points
9-2	Kent State	0-0	-----	1-1	1
9-9	Auburn		DNP		
9-16	at Louisville		DNP		
9-23	Boston College	*0-0	-----	4-5	4
9-30	at Virginia Tech	*1-2	23, 41	4-4	7
10-7	Wake Forest	*0-1	43	4-4	4
10-13	at Syracuse	*1-3	35, 30, 38	3-3	6
10-28	Georgia Tech	*1-1	29	3-3	6
11-4	at NC State	*1-2	26, 39	5-5	8
11-11	Florida State	*1-1	26	4-4	7
11-18	The Citadel	*1-1	26	4-4	7
11-25	at South Carolina	*0-0	-----	4-5	4
12-2	Miami (Fla.)	*1-1	46	5-5	8
<b>Totals</b>		<b>7-12</b>		<b>41-43</b>	<b>62</b>

\* - start; Note: Underlined distance indicates made field goal

## AL. SPENCE CAREER STATS

Year	G-S	11-29	30-39	40-49	50+	Total	HB	PAT	Pts
2015	2-0	0-0	0-0	0-0	0-0	0	---	1-1	1
2016	3-0	0-0	0-0	0-0	0-0	0	---	0-0	0
2017	11-10	5-5	1-4	1-3	0-0	7-12	0	46	41-43
<b>Totals</b>	<b>16-10</b>	<b>5-5</b>	<b>1-4</b>	<b>1-3</b>	<b>0-0</b>	<b>7-12</b>	<b>0</b>	<b>46</b>	<b>42-44</b>

## #52 AUSTIN SPENCE

Original walk-on.

**2017:** Has been the long snapper on every punt.

**2016:** Made first appearance as long snapper in the win over SC State.

**2015:** Did not appear in a game.

**Before Clemson:** Lettered at West Florence High School.

**Personal:** Brother, Alex, is also a member of the Tiger football team ... majoring in economics ... born Aug. 8, 1997.

## #48 WILL SPIERS

Original walk-on.

**2017:** Has a 40.8-yard average and 38.1-yard net average on 60 punts in 13 games (13 starts) ... has 25 punts inside the 20 (school record is 28 by Bradley Pinion in 2014) against four touchbacks and 12 punts of 50+ yards ... had a 49-yard punt against Kent State on Sept. 2 ... had a 42.7-yard average on six punts with four punts inside the 20 against No. 13 Auburn on Sept. 9; named team special teams player-of-the-game ... had a 51.8-yard average on four punts with three punts inside the 20 at No. 14 Louisville on Sept. 16; named ACC Specialist-of-the-Week; named team co-special teams player-of-the-game ... had a 48.2-yard average on six punts against Boston College on Sept. 23 ... had a 41.5-yard average on four punts with three inside the 20 and was 1-1 passing for five yards against Wake Forest on Oct. 7 ... had a 42.8-yard average on five punts with three inside the 20 at Syracuse on Oct. 13 ... had a 46-yard punt against The Citadel on Nov. 18 ... had a 44.3-yard average on three punts (all inside the 20) at South Carolina on Nov. 25; named team co-special teams player-of-the-game.

**2016:** Redshirted.

**Before Clemson:** Lettered at Calhoun Academy as a quarterback and punter.

**Personal:** Son of former two-sport athlete and Clemson Hall of Famer Bill Spiers, who was starting punter in 1986 ... Bill is now a student coach at Clemson through the Tiger Trust program ... majoring in pre-business.

# TIGER BIOS

## SPIERS 2017 GAME-BY-GAME STATS

Date	Opponent	P	Yds	Avg	PR	Net	-20	50+
9-2	Kent State	*1	49	49.0	0-0	49.0	1	0
9-9	Auburn	*6	256	42.7	1-25	38.5	4	2
9-16	at Louisville	*4	207	51.8	1-3	51.0	3	2
9-23	Boston College	*6	289	48.2	3-53	39.3	0	3
9-30	at Virginia Tech	*7	265	37.9	4-55	30.0	1	2
10-7	Wake Forest	*4	166	41.5	2-4	40.5	3	1
10-13	at Syracuse	*5	214	42.8	1-5	41.8	3	1
10-28	Georgia Tech	*7	272	38.9	2-12	37.1	1	0
11-4	at NC State	*4	149	37.3	0-0	37.3	2	0
11-11	Florida State	*6	214	35.7	2-11	33.8	3	0
11-18	The Citadel	*1	46	46.0	0-0	46.0	0	0
11-25	at South Carolina	*3	133	44.3	1-(-3)	45.3	3	1
12-2	Miami (Fla.)	*6	188	31.3	0-0	31.3	1	0
Totals			60 2448	40.8	17-165	38.1	25	12

\* - start; Note: Was 1-1 passing for five yards against Wake Forest.

## SPIERS CAREER STATS

Year	G-S	P	Yds	Avg	-20	50+	TB	HB	LG	Net
2017	13-13	60	2448	40.8	25	12	4	0	64	38.1

## #62 CADE STEWART

Backup offensive lineman in his first active season as a Tiger in 2017.

**2017:** Has played 98 snaps over nine games ... played 36 snaps against Kent State on Sept. 2 ... played five snaps at No. 14 Louisville on Sept. 16 ... played four snaps against Boston College on Sept. 23 ... played two snaps at No. 12 Virginia Tech on Sept. 30 ... played three snaps against Wake Forest on Oct. 7 ... played five snaps against Georgia Tech on Oct. 28 ... played 32 snaps against The Citadel on Nov. 18 ... played four snaps at South Carolina on Nov. 25 ... played seven snaps against No. 7 Miami (Fla.) in the ACC Championship Game on Dec. 2.

**2016:** Redshirted.

**Before Clemson:** Two-year starting lineman who helped Daniel High to 2014 state championship game ... rated No. 19 prospect in South Carolina by 247 Sports ... Shrine Bowl participant ... played for Randy Robinson ... recruited by Brent Venables.

**Personal:** Follows a long line of players from nearby Daniel High School to come to Clemson ... former Daniel players now in the NFL who went through Clemson include DeAndre Hopkins (Houston, Pro Bowler), Jarvis Jenkins (Chicago), DeShawn Williams (Cincinnati) and 2016 first-round draft choice Shaq Lawson ... majoring in construction science & management.

## #20 JACK SWINNEY

Original walk-on ... has three receptions for three yards in 30 snaps over six games in his career.

**2017:** Has two receptions for six yards in 18 snaps over four games ... had two receptions for six yards against The Citadel on Nov. 18.

**2016:** First career appearance came against SC State, he also played in the win over Syracuse.

**Before Clemson:** Lettered at Brookwood High School.

**Personal:** Majoring in history ... born Jan. 31, 1995.

## J. SWINNEY CAREER STATS

Year	G-S	Snaps	Rec	Yds	Avg	TD	LG	Car	Yds	TD	KOR
2016	2-0	12	1	-3	-3.0	0	-3	0	0	0	0-0
2017	4-0	18	2	6	3.0	0	4	0	0	0	0-0
<b>Totals</b>	<b>6-0</b>	<b>30</b>	<b>3</b>	<b>3</b>	<b>1.0</b>	<b>0</b>	<b>4</b>	<b>0</b>	<b>0</b>	<b>0</b>	<b>0-0</b>

## #16 WILL SWINNEY

Original walk-on and son of head coach Dabo Swinney ... has been the holder on every placekick in 2017.

**2017:** Has two receptions for 15 yards in 40 snaps over 13 games ... had a reception at No. 14 Louisville on Sept. 16 ... had a 15-yard reception and special teams tackle against The Citadel on Nov. 18; named team co-special teams player-of-the-game.

**Before Clemson:** Top receiver for Daniel High School in Clemson, where he had 48 catches for 603 yards and six scores in 2016 ... led team in total receptions, yards and touchdowns ... had at least two receptions in every game in 2016 ... named all-region as a senior, he was team offensive MVP and one of the team captains

... had strong early-season game against rival Seneca with six receptions for 73 yards and a touchdown ... in win over Ninety Six, had career highs in receptions (7), yards (118) and touchdowns (2) ... had longest reception of the year on a 53-yard scoring catch against Wren ... had over 900 all-purpose yards including kick returns ... as a junior had 33 receptions for 420 yards and five touchdowns ... played four years of football, two years of basketball and four years of baseball ... will play baseball at Daniel this spring ... candidate to play slot receiver and serve as holder for the Tigers ... played receiver, cornerback and various positions on special teams, including holder at Daniel ... wore #16 at Daniel ... brother, Drew, also plays for the Lions ... played for Jeff Fruster.

**Personal:** Son of Tiger head coach Dabo Swinney; first son of a Clemson football head coach to play for the Tigers since 1963 (Jimmy Howard) ... majoring in pre-business.

## W. SWINNEY CAREER STATS

Year	G-S	Snaps	Rec	Yds	Avg	TD	LG	Car	Yds	TD	PR
2017	13-0	40	2	15	7.5	0	15	0	0	0	1-(-1)

## #8 A.J. TERRELL

First-year freshman who has made an impact in the secondary in 2017.

**2017:** Has 15 tackles, a tackle for loss, an interception and six pass breakups in 230 snaps over 13 games ... had a tackle, his first career interception and a pass breakup in 25 snaps against Boston College on Sept. 23 ... had a tackle and two pass breakups in 28 snaps against Wake Forest on Oct. 7 ... had two special teams tackles against Georgia Tech on Oct. 28 ... had two tackles and a pass breakup in 25 snaps against Florida State on Nov. 11 ... had two tackles, a tackle for loss and pass breakup in 34 snaps against The Citadel on Nov. 18 ... had three tackles and a pass breakup in 24 snaps against No. 7 Miami (Fla.) in the ACC Championship Game on Dec. 2.

**Before Clemson:** Highest rated signee of the 2017 signing class by any service, he is No. 13 overall and a five-star prospect in the nation by Rivals ... played in the Under Armour All-American game in Orlando, Fla. ... No. 2 at his position and in the state of Georgia by Rivals ... rated No. 55 prospect in the nation by 247 Sports, sixth-best at his position and seventh-best in the state of Georgia ... rated No. 96 overall in the nation by Scout, which ranks him as the sixth-best player in the region and 10th-best at his position ... No. 106 prospect overall, No. 9 at his position and No. 15 in the state by ESPN ... played in the secondary and at quarterback and receiver as a senior, helping Westlake to an 11-4 record and semifinal appearance in the state playoffs ... had two touchdown receptions and one rushing score against East Coweta in a 37-34 win as a senior ... committed to Clemson on Aug. 19, 2016 ... AAAAAAA Player of the Year in Georgia by the Coaches Association ... played his senior year for Ka-reem Reid ... first-team all-state in 2016 by the Atlanta Journal-Constitution ... as a senior, had 53 tackles, 36 first hits and 17 assists ... added eight tackles for loss, two interceptions, and 13 passes broken up ... as a junior, had 55 tackles and two interceptions on defense ... also had team-best 16 passes defended ... scored eight touchdowns as a junior, five on receptions, one on a fumble return, one on an interception return and one on a kickoff return ... averaged 30 yards per kickoff return as a junior ... wore #8 in high school ... selected Clemson over Florida, Alabama and Georgia ... recruited by Mike Reed.

**Personal:** Majoring in pre-business.

## TERRELL 2017 GAME-BY-GAME STATS

Date	Opponent	Snaps	Hit	Asst	Tot	TFL	Int	PBU
9-2	Kent State	21	0	0	0			
9-9	Auburn	11	1	0	1			
9-16	at Louisville	28	1	0	1			
9-23	Boston College	25	1	0	1		1-0	1
9-30	at Virginia Tech	5	1	0	1			
10-7	Wake Forest	28	1	0	1			2
10-13	at Syracuse	15	1	0	1			
10-28	Georgia Tech	0	1	1	2			
11-4	at NC State	14	0	0	0			
11-11	Florida State	25	2	0	2			1
11-18	The Citadel	34	2	0	2	1-2		1
11-25	at South Carolina	0	0	0	0			
12-2	Miami (Fla.)	24	1	2	3			1
<b>Totals</b>		<b>230</b>	<b>12</b>	<b>3</b>	<b>15</b>	<b>1-2</b>	<b>1-0</b>	<b>6</b>

## TERRELL CAREER STATS

Year	G-S	Snaps	Hit	Asst	Tot	TFL	Sacks	Int	QP	PBU	CF-RF
2017	13-0	230	12	3	15	1-2	0-0	1-0	0	6	0-0

## #35 TY THOMASON

Original walk-on ... has 37 yards on five carries in 29 snaps over five games in his career.

**2017:** Has 37 yards on five carries in 10 snaps over two games ... had 32 yards on four carries against Kent State on Sept. 2 ... had a five-yard carry against The Citadel on Nov. 18.

**2016:** First career appearance came against SC State, when he logged nine snaps ... saw six snaps of action in game against Syracuse ... played four snaps in win over South Carolina.

**2015:** Did not appear in a game.

**Before Clemson:** Lettered at Eastside High School.

**Personal:** Majoring in management ... born April 29, 1997.

## THOMASON CAREER STATS

Year	G-S	Snaps	Car	Yds	Avg	TD	LG	Rec	Yds	TD
2016	3-0	19	0	0	---	0	---	0	0	0
2017	2-0	10	5	37	7.4	0	11	0	0	0
<b>Totals</b>	<b>5-0</b>	<b>29</b>	<b>5</b>	<b>37</b>	<b>7.4</b>	<b>0</b>	<b>11</b>	<b>0</b>	<b>0</b>	<b>0</b>

## #1 TREVION THOMPSON

Wide receiver who has been part of the regular rotation for the Tigers each of his first three years ... has 32 receptions for 317 yards and a touchdown in 888 snaps over 40 games (one start) in his career.

**2017:** Has 11 receptions for 94 yards in 234 snaps over 13 games (one start) ... had three receptions for 15 yards against Florida State on Nov. 11.

**2016:** Produced 11 catches for 108 yards in 13 games, with a touchdown ... caught first career scoring grab against SC State, when he made two grabs for 16 yards ... posted 25-yard reception at Georgia Tech ... had key 15-yard catch in fourth quarter comeback win over No. 3 Louisville ... had one catch at Florida State ... had 15-yard reception against Syracuse ... had two grabs for 22 yards against South Carolina.

**2015:** Had 10 catches for 115 yards in 333 snaps over 14 games ... notched two catches for 17 yards in the win over Appalachian State ... had three catches for 47 yards against Georgia Tech ... posted a catch for seven yards in 58-0 win at Miami (Fla.).

**2014:** Redshirted.

**Before Clemson:** Rated as the No. 73 player and No. 15 wide receiver in the nation by Scout.com ... No. 118 player and No. 17 wide receiver in the nation and No. 5 player in North Carolina by 247Sports.com ... No. 152 player and No. 20 wide receiver in the nation by ESPN ... No. 152 player and No. 22 wide receiver in the nation and No. 9 player in North Carolina by Rivals.com ... Shrine Bowl selection who led his team in receiving yards ... had 57 receptions for 987 yards and 14 touchdowns as a senior ... coached by Antonio King at Hillside High School ... recruited by Robbie Caldwell.

**Personal:** Majoring in parks, recreation & tourism management ... born Nov. 14, 1995.



# TIGER BIOS

## THOMPSON 2017 GAME-BY-GAME STATS

Date	Opponent	Snaps	Rec	Yds	Avg	TD	LG
9-2	Kent State	21	1	14	14.0	0	14
9-9	Auburn	11	0	0	---	0	---
9-16	at Louisville	21	1	16	16.0	0	16
9-23	Boston College	*18	1	9	9.0	0	9
9-30	at Virginia Tech	10	0	0	---	0	---
10-7	Wake Forest	26	0	0	---	0	---
10-13	at Syracuse	15	1	2	2.0	0	2
10-28	Georgia Tech	17	1	9	9.0	0	9
11-4	at NC State	23	2	18	9.0	0	11
11-11	Florida State	11	3	15	5.0	0	15
11-18	The Citadel	22	1	11	11.0	0	11
11-25	at South Carolina	26	0	0	---	0	---
12-2	Miami (Fla.)	13	0	0	---	0	---
<b>Totals</b>		<b>234</b>	<b>11</b>	<b>94</b>	<b>8.5</b>	<b>0</b>	<b>16</b>

\* - start

## THOMPSON CAREER STATS

Year	G-S	Snaps	Rec	Yds	Avg	TD	LG	Car	Yds	TD	PR
2015	14-0	333	10	115	11.5	0	33	0	0	0	0-0
2016	13-0	321	11	108	9.8	1	25	0	0	0	0-0
2017	13-1	234	11	94	8.5	0	16	0	0	0	0-0
<b>Totals</b>	<b>40-1</b>	<b>888</b>	<b>32</b>	<b>317</b>	<b>9.9</b>	<b>1</b>	<b>33</b>	<b>0</b>	<b>0</b>	<b>0</b>	<b>0-0</b>

## #24 NOLAN TURNER

Special-teams contributor in his first active season as a Tiger in 2017.

**2017:** Has 14 tackles, a tackle for loss, sack and pass breakup in 44 snaps over 12 games ... had two tackles and a sack in seven snaps at No. 14 Louisville on Sept. 16 ... had two special teams tackles at No. 12 Virginia Tech on Sept. 30; named team special teams player-of-the-game ... had six tackles and a pass breakup in 27 snaps against The Citadel on Nov. 18 ... had two special teams tackles at South Carolina on Nov. 25; named team co-special teams player-of-the-game.

**2016:** Redshirted.

**Before Clemson:** Had 63 tackles and five interceptions as a safety as a senior ... also outstanding as a receiver, he caught four touchdown passes ... had a 63-yard touchdown reception in season opener ... had 10 tackles on defense and caught a touchdown pass in the second game of the 2015 season ... had pass deflection on last play of the game to clinch win over rival Hoover High ... had a touchdown reception in a state playoff victory as well ... helped his team to a 9-3 record and second round of the playoffs ... named honorable mention all-state as a defensive back by the Birmingham News ... played his high school football for Buddy Anderson ... also a member of the Vestavia Hills basketball team ... chose Clemson over offer from UAB ... recruited by Marion Hobby.

**Personal:** His late father, Kevin, played football with Dabo Swinney at the University of Alabama ... Kevin went on to play eight years in the NFL with New England and Philadelphia ... majoring in financial management.

## TURNER CAREER STATS

Year	G-S	Snaps	Hit	Asst	Tot	TFL	Sacks	Int	QP	PBU	CF	RF
2017	12-0	44	9	5	14	1-1	1-1	0-0	0	1	0-0	

## #81 KANYON TUTTLE

Original walk-on joined the team in the spring of 2016 after transferring from SC State.

**2017:** Has two receptions for six yards in 13 snaps over two games ... had two receptions for six yards against The Citadel on Nov. 18.

**2016:** Redshirted.

**Before Clemson:** Spent one season playing for Buddy Pough at SC State ... lettered at Charlotte Latin High School.

**Personal:** Son of former Clemson great and 1981 national championship wideout Perry Tuttle ... majoring in sociology ... born June 11, 1997.

## TUTTLE CAREER STATS

Year	G-S	Snaps	Rec	Yds	Avg	TD	LG
2017	2-0	13	2	6	3.0	0	9

## #53 REGAN UPSHAW

Original walk-on.

**2017:** Has two tackles, both on special teams, in four games ... had two special teams tackles against The Citadel on Nov. 18.

**2016:** Did not appear in a game.

**Before Clemson:** Lettered at Alonso High School.

**Personal:** Father, Regan Upshaw, was the No. 12 overall selection of the 1996 NFL draft by the Tampa Bay Buccaneers and played nine seasons for five teams ... majoring in construction science & management.

## UPSHAW CAREER STATS

Year	G-S	Snaps	Hit	Asst	Tot	TFL	Sacks	Int	QP	PBU	CF	RF
2017	4-0	0	2	0	2	0-0	0-0	0-0	0	0	0-0	

## #12 K'VON WALLACE

Has 38 tackles, a tackle for loss, two interceptions for 68 yards and five pass breakups in 482 snaps over 28 games (five starts) in his career.

**2017:** Has 32 tackles, an interception for 55 yards and four pass breakups in 373 snaps over 13 games (five starts) ... had four tackles in 70 snaps against No. 13 Auburn on Sept. 9 ... had two tackles and a pass breakup in 17 snaps at No. 14 Louisville on Sept. 16 ... had three tackles in 25 snaps at No. 12 Virginia Tech on Sept. 30 ... had four tackles in 23 snaps against Wake Forest on Oct. 7 ... had three tackles in 27 snaps at Syracuse on Oct. 13 ... had five tackles, a 55-yard interception return on the last play of the game and two pass breakups in 35 snaps at No. 20 NC State on Nov. 4 ... had four tackles in 20 snaps against The Citadel on Nov. 18 ... had two tackles and a pass breakup in 29 snaps against No. 7 Miami (Fla.) in the ACC Championship Game on Dec. 2.

**2016:** Had six tackles and an interception in 109 snaps over 15 games ... played 18 snaps against Troy, with a tackle and quarterback pressure ... saw 22 snaps the following week versus SC State ... notched 20 snaps against NC State and capitalized with first career interception, with a tackle for loss as well ... played 15 snaps at Florida State ... had a tackle in 14 snaps against Pittsburgh.

**Before Clemson:** First-team all-state selection on both sides of the football by Virginia High School Sports League ... named as a wide receiver and a defensive back ... showed his abilities on both sides of the ball in Virginia AAAAA State Championship Game when he had five receptions for 99 yards and two touchdowns on offense and an interception in the endzone on defense ... his team finished 14-1 and won the state championship, the first for his school since 1961 ... had 718 receiving and 376 rushing yards ... scored 14 total touchdowns ... did most of his rushing as a Wildcat quarterback ... in third game of the 2015 season, played the position for most of the game and completed 3-7 passes for 86 yards and a score, and had five rushes for 114 yards and a score leading team to 31-14 win over Meadowbrook ... In addition to all-state recognition, named all-metro ... No. 4 overall player in Richmond area by Richmond Times Dispatch ... team was ranked No. 43 in the nation and No. 1 in Virginia by Max Preps in 2015 ... as a junior, had 17 receptions for 450 yards (26.5 yards per catch) and four touchdowns on offense, 27 tackles and an interception on defense ... also contributed 13 rushes for 166 yards and two scores ... team finished 11-1 as a junior ... also outstanding in track, he competed in the New Balance National High School Championships in New York City in March 2015 ... his strong senior year on the gridiron led to offers from Clemson and Ohio State in late January ... played for head coach Loren Johnson ... selected Clemson over offers from Michigan State, Pittsburgh and Ohio State ... recruited by Mike Reed.

**Personal:** Majoring in communication.

## WALLACE 2016 GAME-BY-GAME STATS

Date	Opponent	Snaps	Hit	Asst	Tot	TFL	Int	PBU
9-3	at Auburn	0	0	0	0			
9-10	Troy	18	1	0	1			
9-17	SC State	22	0	1	1			
9-22	at Georgia Tech	1	0	0	0			
10-1	Louisville	10	0	0	0			
10-7	at Boston College	0	0	0	0			
10-15	NC State	20	2	1	3	1-1	1-13	
10-29	at Florida State	15	0	0	0			
11-5	Syracuse	4	0	0	0			
11-12	Pittsburgh	14	1	0	1			
11-19	at Wake Forest	0	0	0	0			
11-26	South Carolina	4	0	0	0			
12-3	Virginia Tech	0	0	0	0			
12-31	Ohio State	1	0	0	0			
1-9	Alabama	0	0	0	0			
<b>Totals</b>		<b>109</b>	<b>4</b>	<b>2</b>	<b>6</b>	<b>1-1</b>	<b>1-13</b>	<b>1</b>

## WALLACE 2017 GAME-BY-GAME STATS

Date	Opponent	Snaps	Hit	Asst	Tot	TFL	Int	PBU
9-2	Kent State	31	1	1	2			
9-9	Auburn	*70	4	0	4			
9-16	at Louisville	17	1	1	2			1
9-23	Boston College	11	0	0	0			
9-30	at Virginia Tech	25	3	0	3			
10-7	Wake Forest	23	4	0	4			
10-13	at Syracuse	27	1	2	3			
10-28	Georgia Tech	0	0	0	0			
11-4	at NC State	35	4	1	5	1-55	2	
11-11	Florida State	*53	2	0	2			
11-18	The Citadel	*20	2	2	4			
11-25	at South Carolina	*32	0	1	1			
12-2	Miami (Fla.)	*29	1	1	2			1
<b>Totals</b>		<b>373</b>	<b>23</b>	<b>9</b>	<b>32</b>	<b>0-0</b>	<b>1-55</b>	<b>4</b>

\* - start

## WALLACE CAREER STATS

Year	G-S	Snaps	Hit	Asst	Tot	TFL	Sacks	Int	QP	PBU	CF	RF
2016	15-0	109	4	2	6	1-1	0-0	1-13	0	1	0-0	
2017	13-5	373	23	9	32	0-0	0-0	1-55	0	4	0-0	
<b>Totals</b>	<b>28-5</b>	<b>482</b>	<b>27</b>	<b>11</b>	<b>38</b>	<b>1-1</b>	<b>0-0</b>	<b>2-68</b>	<b>0</b>	<b>5</b>	<b>0-0</b>	

## #42 CHRISTIAN WILKINS

One of the nation's most versatile defensive linemen, having started at end as a sophomore after playing tackle his first season; has played mostly at defensive tackle in 2017 ... has 187 tackles, 26 tackles for loss, 10 sacks, 43 quarterback pressures, 14 pass breakups, a caused fumble and two recovered fumbles in 1,761 snaps over 43 games (29 starts) ... two-time All-American ... two-time All-ACC selection.

**2017:** Winner of the Willis Award ... one of 20 quarterfinalists for the Lott IMPACT Trophy ... first-team All-American by AFCA and Sporting News ... second-team All-American by AP, CBS Sports and Walter Camp ... third-team All-American by Sports on Earth ... First-Team All-ACC selection ... first-team All-ACC by AP ... second-team All-ACC by Phil Steele ... CoSIDA Academic All-District selection ... has 47 tackles, 8.5 tackles for loss, 4.5 sacks, 11 quarterback pressures and four pass breakups in 602 snaps over 13 games (13 starts) ... had five tackles, two tackles for loss and 1.5 sacks in 62 snaps against No. 13 Auburn on Sept. 9 ... had a sack in 44 snaps at No. 14 Louisville on Sept. 16 ... had four tackles and two quarterback pressures in 45 snaps against Boston College on Sept. 23; named team co-defensive player-of-the-game ... had three tackles and two quarterback pressures in 47 snaps at No. 12 Virginia Tech on Sept. 30 ... had three tackles and two quarterback pressures in 45 snaps against Wake Forest on Oct. 7 ... had three tackles and 0.5 sacks in 79 snaps at Syracuse on Oct. 13 ... had five tackles and a tackle for loss in 35 snaps against Georgia Tech on Oct. 28; named team co-defensive player-of-the-game ... had five tackles and a pass breakup in 76 snaps at No. 20 NC State on Nov. 4 ... had seven tackles, 2.5 tackles for loss and a sack in 53 snaps against Florida State on Nov. 11; named team co-defensive player-of-the-game ... had two tackles, two quarterback pressures and a pass breakup in 38 snaps at South Carolina on Nov. 25 ... had a team-tying-high seven tackles, 1.5 tackles for loss, 0.5 sacks and two pass breakups in 31 snaps against No. 7 Miami (Fla.) in the ACC Championship Game on Dec. 2.

**2016:** Nagurski Trophy finalist ... Bednarik Award semifinalist ... first-team All-American by AFCA, Football Writers Association and Phil Steele ... second-

# TIGER BIOS

team All-American by SB Nation, Sporting News, USA Today and Walter Camp ... third-team All-American by the Associated Press ... second-team All-ACC (media, coaches) ... All-ACC Academic Team selection ... posted 56 tackles, 13 for loss and 3.5 sacks in 706 snaps over 15 games (15 starts) ... also had 20 quarterback pressures ... established Clemson record by a defensive end with 10 passes broken up ... started in place of Austin Bryant at Auburn and responded with 2.5 tackles for loss, a sack and a pass breakup ... defensive player of the game by the coaches ... had six tackles and two pass breakups against Troy, while recording a touchdown reception out of the Tigers' jumbo package ... first defensive lineman in Clemson history to score a touchdown out of an offensive formation ... had three-yard sack against SC State ... posted tackle for loss at Georgia Tech and was big reason the Tigers held Yellow Jackets to just 124 total yards ... posted a tackle for loss and pass breakup in win over No. 3 Louisville ... returned successfully to his home state in the 56-10 win at Boston College; he tallied eight tackles, including two for loss and a sack, in front of over 100 family and friends ... blocked a field goal and converted a fake punt for a first down with a 10-yard rush in win over NC State ... had 1.5 tackles for loss at Florida State ... had a tackle for loss in 39 snaps at Wake Forest ... had two pass breakups in win over South Carolina ... had a tackle for loss and recovered fumble against Ohio State in the Fiesta Bowl ... posted two pass breakups and three pressures against Alabama in the National Championship Game.

**2015:** First-team freshman All-American by CampusInsiders.com, Football Writers Association, Scout.com and Sporting News ... All-ACC Academic Team selection ... had 84 tackles, 4.5 tackles for loss and two sacks in 453 snaps over 15 games (one start) ... had 12 quarterback pressures and a caused fumble ... posted six tackles (one for loss) in his debut against Wofford ... his eight tackles included one behind the line of scrimmage against Appalachian State ... had 10 tackles at Louisville ... had five tackles, a sack and caused fumble in win over No. 6 Notre Dame ... had seven tackles and three pressures against Georgia Tech ... had seven tackles, including 0.5 for loss against Boston College ... had eight stops in win over Florida State ... notched second career sack against Wake Forest ... posted two stops and a pressure against North Carolina ... made a splash in the Capital One Orange Bowl by becoming Clemson's first defensive lineman in history to catch a pass when he hauled in a 31-yard reception on a fake punt to give the Tigers a spark in the opening half ... finished with 10 tackles against the Sooners in just 35 snaps.

**Before Clemson:** No. 21 player and No. 4 defensive tackle in the nation and No. 1 player in Connecticut by Rivals.com ... No. 24 player and No. 6 defensive tackle in the nation and No. 1 player in Connecticut by 247Sports.com (seventh-best signee entering the ACC) ... No. 32 player and No. 6 defensive tackle in the nation and No. 1 player in Connecticut by ESPN ... No. 39 player and No. 6 defensive tackle in the nation and No. 2 player in Connecticut by Scout.com ... had 253 tackles, 69.5 tackles for loss, 28.5 sacks and six recovered fumbles in 35 career games ... had 71 tackles, 22 tackles for loss, eight sacks and four caused fumbles as a senior ... had 57 tackles and 20 tackles for loss as a junior ... had 12 receptions for 209 yards and two touchdowns as a sophomore ... four-year letterman in basketball who averaged 19.9 points and 11.8 rebounds per game as a junior ... recruited by Dan Brooks and Brent Venables ... coached by Andrew Gamere.

**Personal:** Majoring in communication ... born Dec. 20, 1995.

## WILKINS 2015 GAME-BY-GAME STATS

Date	Opponent	Snaps	Hit	Ast	Tot	TFL	Sacks	QP
9-5	Wofford	24	4	2	6	1-2		
9-12	Appalachian State	28	5	3	8	1-1		1
9-17	at Louisville	35	6	4	10			1
10-3	Notre Dame	41	4	1	5	1-8	1-8	1
10-10	Georgia Tech	26	4	3	7			3
10-17	Boston College	41	5	2	7	0.5-2		1
10-24	at Miami	19	5	2	7			1
10-31	at NC State	19	1	1	2			2
11-7	Florida State	31	6	2	8			
11-14	at Syracuse	*28	2	1	3			1
11-21	Wake Forest	26	2	1	3	1-6	1-6	
11-28	at South Carolina	27	4	0	4			
12-5	North Carolina	40	1	1	2			1
12-31	Oklahoma	35	6	4	10			
1-11	Alabama	33	2	0	2			
<b>Totals</b>		<b>453</b>	<b>57</b>	<b>27</b>	<b>84</b>	<b>4.5-19</b>	<b>2-14</b>	<b>12</b>

\* - start; Note: Had a caused fumble against Notre Dame.

## WILKINS 2016 GAME-BY-GAME STATS

Date	Opponent	Snaps	Hit	Ast	Tot	TFL	Sacks	QP
9-3	at Auburn	*59	5	2	7	2.5-13	1-11	1
9-10	Troy	*63	3	3	6	0.5-3		1
9-17	SC State	*12	2	0	2	1-3	1-3	
9-22	at Georgia Tech	*43	4	1	5	1-4		2
10-1	Louisville	*79	6	1	7	1.5-10		3
10-7	at Boston College	*50	5	3	8	2-4	1-3	1
10-15	NC State	*54	3	0	3			3
10-29	at Florida State	*50	3	0	3	1.5-9	0.5-6	2
11-5	Syracuse	*35	0	2	2			2
11-12	Pittsburgh	*50	2	0	2	1-1		1
11-19	at Wake Forest	*39	3	1	4	1-3		
11-26	South Carolina	*28	1	0	1			
12-3	Virginia Tech	*52	0	2	2			1
12-31	Ohio State	*40	4	0	4	1-2		
1-9	Alabama	*52	0	0	0			3
<b>Totals</b>		<b>706</b>	<b>41</b>	<b>15</b>	<b>56</b>	<b>13-52</b>	<b>3.5-23</b>	<b>20</b>

\* - start; Note: Had a receiving touchdown against Troy.

## WILKINS 2017 GAME-BY-GAME STATS

Date	Opponent	Snaps	Hit	Ast	Tot	TFL	Sacks	QP
9-2	Kent State	*21	1	0	1			
9-9	Auburn	*62	5	0	5	2-6	1.5-5	
9-16	at Louisville	*44	1	0	1	1-9	1-9	
9-23	Boston College	*45	3	1	4			2
9-30	at Virginia Tech	*47	0	3	3			2
10-7	Wake Forest	*45	2	1	3			2
10-13	at Syracuse	*79	2	1	3	0.5-2	0.5-2	
10-28	Georgia Tech	*35	3	2	5	1-1		
11-4	at NC State	*76	2	3	5			1
11-11	Florida State	*53	6	1	7	2.5-6	1-4	
11-18	The Citadel	*26	1	0	1			1
11-25	at South Carolina	*38	1	1	2			2
12-2	Miami (Fla.)	*31	5	2	7	1.5-3	0.5-2	1
<b>Totals</b>		<b>6-2</b>	<b>32</b>	<b>15</b>	<b>47</b>	<b>8.5-27</b>	<b>4.5-22</b>	<b>11</b>

\* - start

## WILKINS CAREER STATS

Year	G-S	Snaps	Hit	Ast	Tot	TFL	Sacks	Int	QP	PBU	CF-RF
2015	15-1	453	57	27	84	4.5-19	2-14	0-0	12	0	1-0
2016	15-15	706	41	15	56	13-52	3.5-23	0-0	20	10	0-2
2017	13-13	602	32	15	47	8.5-27	4.5-22	0-0	11	4	0-0
<b>Totals</b>	<b>43-29</b>	<b>1761</b>	<b>130</b>	<b>57</b>	<b>187</b>	<b>26-98</b>	<b>10-59</b>	<b>0-0</b>	<b>43</b>	<b>14</b>	<b>1-2</b>

## #30 JALEN WILLIAMS

Junior enrolled in January 2015 ... versatile member of the Tiger linebacker corps ... has 57 tackles, 5.5 tackles for loss, three sacks, three quarterback pressures, an interception for 12 yards, five pass breakups and a caused fumble in 490 snaps over 36 games (one start) in his career.

**2017:** Has 18 tackles, two tackles for loss, a sack, two quarterback pressures, three pass breakups and a caused fumble in 191 snaps over 11 games ... had six tackles and a tackle for loss in 24 snaps against Kent State on Sept. 2 ... had a tackle and two pass breakups in 19 snaps at No. 14 Louisville on Sept. 16; named team co-special teams player-of-the-game ... had four tackles and a pass breakup in 26 snaps against Boston College on Sept. 23 ... had four tackles, a sack and caused fumble in 39 snaps against The Citadel on Nov. 18.

**2016:** Had 24 tackles and two pass breakups in 214 snaps over 10 games (one start) ... appeared in 34 snaps at Auburn, with two tackles ... recorded first career interception in win over Troy, while also posting six tackles ... made first career start against SC State, with five tackles in 39 snaps ... suffered sprained knee in only snap at Georgia Tech and missed the next three games ... returned against Florida State, logging eight snaps ... knocked down a pass in five snaps against Pittsburgh ... had a tackle in 11 snaps against South Carolina ... forced into action against Virginia Tech when

Dorian O'Daniel was ejected for targeting on the seventh snap of the game ... amassed seven tackles, including one for loss, with a pass breakup in 56 snaps.

**2015:** Had 15 tackles, 2.5 tackles for loss and two sacks in 85 snaps over 15 games ... five of his tackles came on special teams ... posted three tackles in 23 snaps against Appalachian State ... notched first career sack at Miami and played 20 snaps against the Hurricanes ... posted a special teams tackle at NC State ... played over 30 snaps in win over Wake Forest, contributing six tackles, including 1.5 for loss.

**Before Clemson:** Originally signed with Clemson in 2014 ... No. 29 player in South Carolina by ESPN ... No. 34 player in South Carolina by 247Sports.com ... MVP of the victorious North team in the North-South All-Star game; he had six tackles ... had 186 tackles, 18 tackles for loss, one interception, six caused fumbles and six recovered fumbles in his career ... coached by Dan Morgan ... recruited by Brent Venables.

**Personal:** Majoring in psychology ... born June 4, 1996.

## JA. WILLIAMS 2015 GAME-BY-GAME STATS

Date	Opponent	Snaps	Hit	Ast	Tot	TFL	Sacks	QP
9-5	Wofford	11	1	1	2			
9-12	Appalachian State	23	2	1	3			
9-17	at Louisville	0	0	0	0			
10-3	Notre Dame	0	0	0	0			
10-10	Georgia Tech	0	0	0	0			
10-17	Boston College	0	0	0	0			
10-24	at Miami	20	2	0	2	1-6	1-6	
10-31	at NC State	0	1	0	1			
11-7	Florida State	0	0	0	0			
11-14	at Syracuse	0	0	0	0			
11-21	Wake Forest	31	4	2	6	1.5-13	1-12	
11-28	at South Carolina	0	0	0	0			
12-5	North Carolina	0	0	1	1			
12-31	Oklahoma	0	0	0	0			
1-11	Alabama	0	0	0	0			
<b>Totals</b>		<b>85</b>	<b>10</b>	<b>5</b>	<b>15</b>	<b>2.5-19</b>	<b>2-18</b>	<b>0</b>

## JA. WILLIAMS 2016 GAME-BY-GAME STATS

Date	Opponent	Snaps	Hit	Ast	Tot	TFL	Sacks	QP
9-3	at Auburn	34	2	0	2			
9-10	Troy	41	3	3	6			
9-17	SC State	*39	1	4	5			
9-22	at Georgia Tech	1	0	0	0			
10-1	Louisville					DNP		
10-7	at Boston College					DNP		
10-15	NC State					DNP		
10-29	at Florida State	8	0	0	0			
11-5	Syracuse	17	2	0	2			
11-12	Pittsburgh	5	1	0	1			
11-19	at Wake Forest	2	0	0	0			1
11-26	South Carolina	11	0	1	1			
12-3	Virginia Tech	56	6	1	7	1-2		
12-31	Ohio State					DNP		
1-9	Alabama					DNP		
<b>Totals</b>		<b>214</b>	<b>15</b>	<b>9</b>	<b>24</b>	<b>1-2</b>	<b>0-0</b>	<b>1</b>

\* - start; had an interception against Troy.

## JA. WILLIAMS 2017 GAME-BY-GAME STATS

Date	Opponent	Snaps	Hit	Ast	Tot	TFL	Sacks	Int
9-2	Kent State	24	4	2	6	1-1		
9-9	Auburn	10	1	0	1			
9-16	at Louisville	19	1	0	1			
9-23	Boston College	26	4	0	4			
9-30	at Virginia Tech	21	0	0	0			
10-7	Wake Forest	15	0	0	0			
10-13	at Syracuse					DNP		
10-28	Georgia Tech	12	0	0	0			
11-4	at NC State					DNP		
11-11	Florida State	1	0	1	1			
11-18	The Citadel	39	3	1	4	1-2	1-2	
11-25	at South Carolina	9	1	0	1			
12-2	Miami (Fla.)	15	0	0	0			
<b>Totals</b>		<b>191</b>	<b>14</b>	<b>4</b>	<b>18</b>	<b>2-3</b>	<b>1-2</b>	<b>0-0</b>

Note: Had a caused fumble against The Citadel.

## JA. WILLIAMS CAREER STATS

Year	G-S	Snaps	Hit	Ast	Tot	TFL	Sacks	Int	QP	PBU	CF-RF
2015	15-0	85	10	5	15	2.5-19	2-18	0-0	0	0	0-0
2016	10-1	214	15	9	24	1-2	0-0	1-12	1	2	0-0
2017	11-0	191	14	4	18	2-3	1-2	0-0	2	3	1-0
<b>Totals</b>	<b>36-1</b>	<b>490</b>	<b>39</b>	<b>18</b>	<b>57</b>	<b>5.5-24</b>	<b>3-20</b>	<b>1-12</b>	<b>3</b>	<b>5</b>	<b>1-0</b>

# WHY I WEAR #

HIGGINS	5	ETIENNE	9	H. RENFROW	13	TURNER	24	WILKINS	42	YEARGIN	49	TUTTLE	81	LAWRENCE	90		
RODGERS	3	A. BRYANT	7	WALLACE	12	McCLOUD	21	JOSEPH	34	PINCKNEY	44	RICHARD	80	CA. SMITH	84	FERRELL	99



In all sports, many athletes have a relationship with their jersey number. There is a history or a reason why players have or request certain numbers. It might have started back in 1948, when the New York Yankees retired Babe Ruth's #3 just before the great baseball player died of throat cancer. No one has worn #3 since for the greatest professional sports franchise in our nation's history.

There have been many stories in Clemson history. For instance, did you know that former Clemson All-American Vic Beasley wore #3 at Clemson because Christ rose on the third day? He cannot wear that number in the NFL, because the league has strict rules about players wearing numbers that correspond to their position, so he wears #44.

Speaking of former Tigers who made the Pro Bowl, Trevor Pryce was a defensive tackle at Clemson in 1996 who wore #8. He wore that number because he thought a single-digit number made him look faster, and thereby more intimidating for his position (and more impressive for NFL scouts). He went on to be a first-round draft pick, Super Bowl champion and four-time Pro Bowl selection. Maybe there was something to it.

Some numbers seem to have excellence attached to it. The #4 was retired in honor of Steve Fuller at Clemson in the spring of 1979 after his All-America career. Then, it was unretired for Deshaun Watson, and he went on to be a two-time Heisman Trophy finalist who led Clemson to the 2016 national title.

Here are a few accounts of number history with current Tigers:

## #3 AMARI RODGERS

He is the son of Tee Martin, who led Tennessee to the 1998 national championship as the quarterback. Martin wore #17, but Rodgers wears #3.

"When I went to my first pee-wee football team, I was the last one in line to get a uniform. The only jersey left was #3, so I took it. I have been able to keep that number ever since."

## #5 TEE HIGGINS

He wears #5 in honor of his cousin, Seth Davis, who was a standout football player and has been like a brother.

## #7 AUSTIN BRYANT

He wore #91 his first two years at Clemson, but really wanted to wear #7 all along. He wore the number in high school, because he wanted to honor his grandfather, Charlie Bryant, who died in the seventh month of the year.

## #9 TRAVIS ETIENNE

He wore #8 when he was in high school in Louisiana, but when he came to Clemson, the number was already assigned.

"Coach (Dabo) Swinney asked me if I would take #9 because it meant I was going to step it up a notch (from #8 to #9) at Clemson."

## #12 K'VON WALLACE

He did not wear #12 in high school, and the number had no history with him when he came to Clemson. But when he came to school as a freshman, Swinney told him he would have #12 because he reminded him of former Tiger Marcus Gilchrist, a seven-year NFL veteran with the Houston Texans. Swinney said Wallace's all-around abilities in the secondary reminded him of Gilchrist.

Wallace has already shown that ability this year, especially in the last two plays of the win at NC State when he had a pass breakup and an interception.

## #13 HUNTER RENFROW

When he walked on to the team in 2014, he was given #35. Walk-ons usually do not have the opportunity to request a number. When he started to progress and was given a scholarship in the summer of 2015, assistant coach Jeff Scott suggested that he wear #13, because he was going to fill the same wideout role as Tyler Grisham (2005-08) and Adam Humphries (2011-14), who both wore #13.

"When we started fall camp in 2015, I had #13 in my locker. They wanted me to continue that tradition."

He has done that, and then some.

## #21/34 RAY-RAY McCLOUD

He is one of the few Tigers to wear two different numbers in the same season. He wore #34 his first two years and eight games. But for the NC State game on Nov. 4, he wore #21 so he could play on defense at the same time as Kendall Joseph, who also wears #34. You can't have two players with the same number on the field at the same time.

So, McCloud wore #21 for the NC State game and promptly responded like another #21 all-around player of a few years back, Deion Sanders. Sanders wore #21 for Florida State against Clemson in 1988 and had a 76-yard punt return for a touchdown to key the Seminole win. McCloud had a 77-yard punt return for a touchdown in that NC State game.

McCloud prefers to wear #34 because it is a family tradition. McCloud's father wore it when he played at Arkansas, and his grandfather wore it whenever he played sports.

## #24 NOLAN TURNER

He wears #24 in honor of his father, Kevin Turner, who wore the number at Alabama when he was a teammate of Swinney. Kevin passed away in 2016 after a heroic battle with ALS.

## #34 KENDALL JOSEPH

When he was a freshman at Belton-Honea Path High School, he was given #34 because the coaching staff expected him to follow in the footsteps of Jeremiah Garison, who went on to play for South Carolina.

Joseph had an affinity for the number also because he was a running back and linebacker in high school, and as a running back, he knew the history of #34, which was worn by Herschel Walker, Bo Jackson and Walter Payton.

"That is a pretty good number for a running back."

## #42 CHRISTIAN WILKINS

He wears #42 in honor of his grandfather, Eurie Stamps, Sr., who had a strong influence on him when he was a child. Tragically, Stamps died when Wilkins was starting out on the gridiron and never got to see his grandson play at Clemson. So, Wilkins wears #42 in his honor, because Stamps was born in 1942.

## #44 NYLES PINCKNEY

He wears #44 in honor of his favorite football player of all-time, Ernie Davis. This is fascinating in that Davis played in the 1960s for Syracuse, well before Pinckney was born. But he watched the movie on Davis' life when he was young and was touched by it, so he chose to wear that number in honor of the former Heisman Tro-

phy winner who contracted Leukemia and died before he played for the Browns.

## #49 RICHARD YEARGIN

He wore #4 in high school.

"That number wasn't available," he said with a smile, because Deshaun Watson had it when he got to Clemson and it had to be unretired for that to happen. "I thought nine was a good number for sports, so I combined the two to get 49."

## #80 MILAN RICHARD

He wore #81 in high school, but it was worn by Stanton Seckinger when he came to Clemson, so it was not available. After Seckinger departed following the 2013 season, Richard's freshman year, it was available.

"I couldn't switch because all my family had already bought #80 jerseys to wear to the games. I didn't want to make them buy a new jersey, so I stayed with #80."

## #81 KANYON TUTTLE

The walk-on wide receiver is the son of former Tiger All-American Perry Tuttle. Perry wore #22 at Clemson and played on the 1981 national championship team. Thus, Swinney thought it appropriate that Tuttle wear #81.

## #84 CANNON SMITH

He wears the same number his father, Bill Smith, wore at Clemson from 1977-81. Bill was a defensive end who had 10 tackles in the national championship game victory over Nebraska in the 1982 Orange Bowl and is now a member of the Clemson Board of Trustees. Father and son #84s both have national championship rings.

## #90 DEXTER LAWRENCE

He wears #90 because it reminds him every time he suits up that football is 90-percent mental preparation.

## #99 CLELIN FERRELL

He wears #99 because he patterned his game as a child and in high school after Aldon Smith, a former Missouri player who was the No. 7 selection of the 2011 NFL draft. He led the NFL in sacks in 2012 with 19.5. Smith wore #99 at Missouri and in the NFL.





# 2017 STATS

12-1 OVERALL, 7-1 ACC, 7-0 HOME, 4-1 AWAY, 1-0 NEUTRAL, 6-0 DAY, 6-1 NIGHT, 0-0 OVERTIME

## TEAM STATS

	CU	Opp.
SCORING	460	166
Points Per Game	35.4	12.8
Points Off Turnovers	91	23
FIRST DOWNS	295	191
Rushing	130	90
Passing	146	84
Penalty	19	17
RUSHING YARDAGE	2653	1467
Yards gained rushing	2984	1802
Yards lost rushing	331	335
Rushing Attempts	545	470
Average Per Rush	4.9	3.1
Average Per Game	204.1	112.8
TDs Rushing	40	5
PASSING YARDAGE	3173	2146
Comp-Att-Int	291-433-7	192-372-14
Average Per Pass	7.3	5.8
Average Per Catch	10.9	11.2
Average Per Game	244.1	165.1
TDs Passing	17	14
TOTAL OFFENSE	5826	3613
Total Plays	978	842
Average Per Play	6.0	4.3
Average Per Game	448.2	277.9
KICK RETURNS: #-Yards	24-473	56-1111
PUNT RETURNS: #-Yards	29-322	18-176
INT RETURNS: #-Yards	14-214	7-59
KICK RETURN AVERAGE	19.7	19.8
PUNT RETURN AVERAGE	11.1	9.8
INT RETURN AVERAGE	15.3	8.4
FUMBLES-LOST	20-7	16-5
PENALTIES-Yards	65-579	72-621
Average Per Game	44.5	47.8
PUNTS-Yards	64-2611	98-4309
Average Per Punt	40.8	44.0
Net punt average	36.8	38.8
KICKOFFS-Yards	85-5292	39-2455
Average Per Kick	62.3	62.9
Net kick average	41.5	41.2
TIME OF POSSESSION/Game	30:53	29:07
3RD-DOWN Conversions	93/199	57/205
3rd-Down Pct	47%	28%
4TH-DOWN Conversions	12/16	14/25
4th-Down Pct	75%	56%
SACKS BY-Yards	44-238	26-169
MISC YARDS	0	0
TOUCHDOWNS SCORED	62	19
FIELD GOALS-ATTEMPTS	10-17	11-17
ON-SIDE KICKS	0-0	1-4
RED-ZONE SCORES	(45-49) 92%	(20-25) 80%
RED-ZONE TOUCHDOWNS	(37-49) 76%	(11-25) 44%
PAT-ATTEMPTS	(58-62) 94%	(19-19) 100%
ATTENDANCE	565412	304203
Games/Avg Per Game	7/80773	5/60841
Neutral Site Games		1/74372

## TEAM SCORING

	CU	Opp.
POINTS	460	166
Points Per Game	35.4	12.8
TOUCHDOWNS	62	19
By Rushing	40	5
By Passing	17	14
By Return	1	0
By Recovery	4	0
FIELD GOALS	10-17	11-17
PAT (Kicks)	53-57	19-19
PAT (Runs)	0-0	0-0
PAT (Passes)	0-0	0-0
PAT (Returns)	0	0
SAFETIES	0	0

## SCORING BY QUARTERS

	1st	2nd	3rd	4th	OT	Tot
CLEMSON	129	111	134	86	-	460
Opponents	41	19	21	85	-	166

## OFFENSIVE STATS

#	RUSHING	GP-GS	Car	Gain	Loss	Net	Y/C	TD	LG	Y/G
9	Travis Etienne	12-0	103	759	15	744	7.2	13	81	62.0
28	Tavien Feaster	13-10	103	668	9	659	6.4	7	89	50.7
2	Kelly Bryant	13-13	173	826	180	646	3.7	11	47	49.7
26	Adam Choice	12-0	62	322	10	312	5.0	6	39	26.0
27	C.J. Fuller	13-3	58	237	20	217	3.7	3	26	16.7
21	Darien Rencher	3-0	9	38	0	38	4.2	0	21	12.7
35	Ty Thomason	2-0	5	37	0	37	7.4	0	11	18.5
21	Ray-Ray McCloud	13-13	6	30	0	30	5.0	0	11	2.3
6	Zerrick Cooper	10-0	10	36	18	18	1.8	0	11	1.8
51	Taylor Hearn	13-13	0	12	0	12	0.0	0	0	0.9
37	Ryan Mac Lain	2-0	2	11	2	9	4.5	0	11	4.5
15	Hunter Johnson	7-0	2	4	8	-4	-2.0	0	4	-0.6
3	Amari Rodgers	13-0	3	4	13	-9	-3.0	0	4	-0.7
TEAM		9	9	0	56	-56	-6.2	0	0	-6.2
CLEMSON		13	545	2984	331	2653	4.9	40	89	204.1
Opponents		13	470	1802	335	1467	3.1	5	65	112.8

#	PASSING	GP-GS	Eff.	Cm-Att-I	Cm%	Yds	TD	LG	Y/G
2	Kelly Bryant	13-13	138.08	244-362-6	67.4	2678	13	79	206.0
6	Zerrick Cooper	10-0	129.52	25-41-0	61.0	256	2	39	25.6
15	Hunter Johnson	7-0	167.61	21-27-1	77.8	234	2	78	33.4
48	Will Spiers	13-13	71.00	1-2-0	50.0	5	0	5	0.4
TEAM		9	0.00	0-1-0	0.0	0	0	0	0.0
CLEMSON		13	138.48	291-433-7	67.2	3173	17	79	244.1
Opponents		13	104.96	192-372-14	51.6	2146	14	78	165.1

#	RECEIVING	GP-GS	Rec	Yards	Y/Rec	TD	LG	Y/G
13	Hunter Renfrow	13-12	55	571	10.4	3	61	43.9
8	Deon Cain	13-12	52	659	12.7	6	61	50.7
21	Ray-Ray McCloud	13-13	46	502	10.9	1	79	38.6
3	Amari Rodgers	13-0	18	107	5.9	0	13	8.2
5	Tee Higgins	12-0	17	345	20.3	2	78	28.8
80	Milan Richard	13-13	17	206	12.1	1	44	15.8
14	Diondre Overton	13-0	14	178	12.7	0	33	13.7
1	Trevion Thompson	13-1	11	94	8.5	0	16	7.2
28	Tavien Feaster	13-10	10	115	11.5	1	60	8.8
17	Cornell Powell	13-0	8	57	7.1	1	14	4.4
26	Adam Choice	12-0	8	48	6.0	0	11	4.0
27	C.J. Fuller	13-3	7	49	7.0	0	14	3.8
9	Travis Etienne	12-0	5	57	11.4	0	23	4.8
18	T.J. Chase	13-0	5	35	7.0	1	13	2.7
87	D.J. Greenlee	11-0	4	61	15.2	0	32	5.5
84	Cannon Smith	13-0	3	24	8.0	1	13	1.8
25	J.C. Chalk	9-0	2	19	9.5	0	18	2.1
16	Will Swinney	13-0	2	15	7.5	0	15	1.2
81	Kanyon Tuttle	2-0	2	6	3.0	0	9	3.0
20	Jack Swinney	4-0	2	6	3.0	0	4	1.5
11	Shadell Bell	9-0	1	8	8.0	0	8	0.9
83	Carter Grooms	3-0	1	7	7.0	0	7	2.3
88	Jayson Hopper	3-0	1	4	4.0	0	4	1.3
CLEMSON		13	291	3173	10.9	17	79	244.1
Opponents		13	192	2146	11.2	14	78	165.1

#	TOTAL OFFENSE	G	PL	Rush	Pass	Total	Y/G
2	Kelly Bryant	13	535	646	2678	3324	255.7
9	Travis Etienne	12	103	744	0	744	62.0
28	Tavien Feaster	13	103	659	0	659	50.7
26	Adam Choice	12	62	312	0	312	26.0
6	Zerrick Cooper	10	51	18	256	274	27.4
15	Hunter Johnson	7	29	-4	234	230	32.9
27	C.J. Fuller	13	58	217	0	217	16.7
21	Darien Rencher	3	9	38	0	38	12.7
35	Ty Thomason	2	5	37	0	37	18.5
21	Ray-Ray McCloud	13	6	30	0	30	2.3
51	Taylor Hearn	13	0	12	0	12	0.9
37	Ryan Mac Lain	2	2	9	0	9	4.5
48	Will Spiers	13	2	0	5	5	0.4
3	Amari Rodgers	13	3	-9	0	-9	-0.7
TEAM		9	10	-56	0	-56	-6.2
CLEMSON		13	978	2653	3173	5826	448.2
Opponents		13	842	1467	2146	3613	277.9

#	ALL-PURPOSE	G	Rush	Rec	PR	KOR	IR	Total	Y/G
9	Travis Etienne	12	744	57	0	324	0	1125	93.8
21	Ray-Ray McCloud	13	30	502	303	12	0	847	65.2
28	Tavien Feaster	13	659	115	0	31	0	805	61.9
8	Deon Cain	13	0	659	0	0	0	659	50.7
2	Kelly Bryant	13	646	0	0	0	0	646	49.7
13	Hunter Renfrow	13	0	571	0	0	0	571	43.9
26	Adam Choice	12	312	48	0	0	0	360	30.0
5	Tee Higgins	12	0	345	0	3	0	348	29.0
27	C.J. Fuller	13	217	49	0	2	0	268	20.6
80	Milan Richard	13	0	206	0	0	0	206	15.8
14	Diondre Overton	13	0	178	0	0	0	178	13.7
3	Amari Rodgers	13	-9	107	15	36	0	149	11.5
17	Cornell Powell	13	0	57	0	65	0	122	9.4
1	Trevion Thompson	13	0	94	0	0	0	94	7.2
6	Dorian O'Daniel	13	0	0	0	0	66	66	5.1
87	D.J. Greenlee	11	0	61	0	0	0	61	5.5
12	K'Von Wallace	13	0	0	0	0	55	55	4.2
21	Darien Rencher	3	38	0	0	0	0	38	12.7
23	Van Smith	12	0	0	0	0	38	38	3.2
35	Ty Thomason	2	37	0	0	0	0	37	18.5
34	Kendall Joseph	11	0	0	0	0	37	37	3.4
18	T.J. Chase	13	0	35	0	0	0	35	2.7
84	Cannon Smith	13	0	24	0	0	0	24	1.8
25	J.C. Chalk	9	0	19	0	0	0	19	2.1
6	Zerrick Cooper	10	18	0	0	0	0	18	1.8
16	Will Swinney	13	0	15	-1	0	0	14	1.1
31	Ryan Carter	13	0	0	0	0	12	12	0.9
51	Taylor Hearn	13	12	0	0	0	0	12	0.9
37	Ryan Mac Lain	2	9	0	0	0	0	9	4.5
11	Shadell Bell	9	0	8	0	0	0	8	0.9
83	Carter Grooms	3	0	7	0	0	0	7	2.3
20	Jack Swinney	4	0	6	0	0	0	6	1.5
5	Shaq Smith	13	0	0	0	0	6	6	0.5
81	Kanyon Tuttle	2	0	6	0	0	0	6	3.0
38	Amir Trapp	10	0	0	5	0	0	5	0.5
88	Jayson Hopper	3	0	4	0	0	0	4	1.3
16	Hunter Johnson	7	-4	0	0	0	0	-4	-0.6
TEAM		9	-56	0	0	0	0	-56	-6.2
CLEMSON		13	2653	3173	322	473	214	6835	525.8
Opponents		13	1467	2146	176	1111	59	4959	381.5



# 2017 STATS



## DEFENSIVE STATS

#	TACKLES	G-S	Snap	Hit	Ast	Total	TFL	Sacks	PBU	QP	^ST
6	Dorian O'Daniel	13-13	654	68	31	99	10.5-42	5-35	3	6	8
34	Kendall Joseph	11-10	612	46	34	80	4-7	0.5-2	2	10	1
19	Tanner Muse	13-9	467	35	27	62	2-6	--	4	1	6
99	Clelin Ferrell	13-13	647	49	12	61	17-77	8.5-54	1	12	--
7	Austin Bryant	13-13	609	46	8	54	14.5-51	7.5-32	2	10	--
23	Van Smith	12-12	570	39	15	54	1.5-2	--	--	--	2
57	Tre Lamar	10-8	331	30	22	52	5-35	4-31	1	3	4
33	J.D. Davis	13-4	285	31	17	48	3.5-10	1-8	--	--	2
11	Isaiah Simmons	12-0	253	30	17	47	3-9	1-6	5	--	1
42	Christian Wilkins	13-13	602	32	15	47	8.5-27	4.5-22	4	10	2
1	Trayvon Mullen	12-11	600	33	6	39	--	--	7	--	2
90	Dexter Lawrence	11-11	387	22	15	37	3-18	2.5-17	1	5	--
47	James Skalski	13-2	148	15	19	34	2-5	0.5-2	--	2	9
12	K'Von Wallace	12-5	373	23	9	32	--	--	4	--	--
31	Ryan Carter	13-13	629	26	2	28	2-7	--	10	1	1
67	Albert Huggins	12-2	206	9	12	21	5-13	1.5-9	--	5	--
2	Mark Fields	6-4	246	17	3	20	3-8	--	2	--	--
50	Jabril Robinson	11-0	206	5	14	19	0.5-2	--	--	2	--
43	Chad Smith	11-0	126	15	4	19	3-6	0.5-1	1	3	8
44	Nyles Pinckney	13-0	171	8	10	18	2-5	1-2	--	1	--
30	Jalen Williams	11-0	191	13	3	17	2-3	1-2	3	2	3
8	A.J. Terrell	13-0	230	12	3	15	1-2	--	6	--	3
24	Nolan Turner	12-0	44	9	5	14	1-1	1-1	1	--	6
5	Shaq Smith	13-0	73	4	10	14	--	--	--	--	1
36	Judah Davis	13-0	54	8	5	13	1.5-5	--	--	1	2
45	Chris Register	13-0	219	7	3	10	1.5-2	0.5-1	1	1	--
93	Sterling Johnson	8-0	83	7	2	9	3-10	2-7	--	1	--
35	Justin Foster	9-0	84	5	3	8	1-6	0.5-4	--	--	--
22	Xavier Kelly	8-0	76	7	1	8	1-2	1-2	--	--	--
14	Denzel Johnson	11-0	53	6	0	6	1-2	--	1	--	1
32	Kyle Cote	12-0	--	4	0	4	--	--	--	--	4
54	Logan Rudolph	2-0	26	3	0	3	1-1	--	--	--	--
21	Ray-Ray McCloud	13-13	10	2	0	2	--	--	--	--	--
40	Hall Morton	1-0	--	2	0	2	--	--	--	--	2
39	Cameron Scott	1-0	--	1	1	2	--	--	--	--	2
38	Amir Trapp	10-0	57	1	1	2	--	--	--	--	--
53	Regan Upshaw	1-0	--	2	0	2	--	--	--	--	2
61	Kaleb Bevelle	2-0	10	1	0	1	--	--	--	--	--
29	Marcus Edmond	4-0	45	1	0	1	--	--	--	--	--
32	Sylvester Mayers	1-0	--	0	1	1	--	--	--	--	1
41	Alex Spence	10-10	--	1	0	1	--	--	--	--	1
16	Will Swinney	12-0	--	1	0	1	--	--	--	--	1
46	Jarvis Magwood	1-0	3	0	0	0	--	--	--	--	--
92	Daniel Funderburk	1-0	1	--	--	--	--	--	--	--	--
95	Isaac Moorhouse	1-0	3	--	--	--	--	--	--	--	--
97	Nick Rowell	1-0	2	--	--	--	--	--	--	--	--
41	Connor Sekas	1-0	2	--	--	--	--	--	1	--	--
Totals			681	332	1,013	104-366	44-238	60	78	87	

**Caused Fumbles (11):** Bryant 2, Ferrell 2, Carter 1, Joseph 1, Lamar 1, Lawrence 1, Simmons 1, Ch. Smith 1, Ja. Williams 1

**Recovered Fumbles (5):** O'Daniel 2, Lamar 1, Muse 1, V. Smith 1

\* - defensive; ^ - special teams tackles; Note: Special teams tackles and tackles after turnovers are included in tackle totals; tackle totals are from coaches film grade.

#	INTERCEPTIONS	No.	Yds	Avg	TD	Long
31	Ryan Carter	3	12	4.0	1	12
1	Trayvon Mullen	3	0	0.0	0	0
6	Dorian O'Daniel	2	66	33.0	2	44
7	Austin Bryant	1	0	0.0	0	0
34	Kendall Joseph	1	37	37.0	0	37
12	K'Von Wallace	1	55	55.0	0	55
8	A.J. Terrell	1	0	0.0	0	0
23	Van Smith	1	38	38.0	0	38
5	Shaq Smith	1	6	6.0	0	6
CLEMSON		14	214	15.3	3	55
Opponents		7	59	8.4	0	22

## SPECIAL TEAMS & MISCELLANEOUS STATS

#	PUNTING	P	Yards	Y/P	LG	TB	FC	-20	50+	*Net
48	Will Spiers	60	2448	40.8	64	4	23	25	12	38.1
97	Carson King	3	118	39.3	49	0	1	1	0	35.7
2	Kelly Bryant	1	45	45.0	45	0	0	1	0	45.0
CLEMSON		64	2611	40.8	64	4	24	27	12	38.1
Opponents		98	4309	44.0	66	9	29	27	28	40.7

#	FIELD GOALS	FGM-FGA	Pct	1-29	30-39	40-49	50+	LG	HB
92	Greg Huegel	2-4	50.0	0-0	1-1	1-3	0-0	49	0
41	Alex Spence	7-12	58.3	5-5	1-4	1-3	0-0	46	0
39	Christian Grooms	1-1	100.0	0-0	1-1	0-0	0-0	38	0

#	KICKOFFS	KO	Yds	Avg	TB	OB
41	Alex Spence	53	3274	61.8	14	2
92	Greg Huegel	17	1094	64.4	9	0
39	Christian Grooms	10	611	61.1	2	1
89	Drew Costa	4	253	63.2	1	0
47	James Skalski	1	60	60.0	0	0
CLEMSON		85	5292	62.3	26	3
Opponents		39	2455	62.9	15	2

#	PUNT RETURNS	PR	Yards	Avg	TD	LG
21	Ray-Ray McCloud	25	303	12.1	1	77
3	Amari Rodgers	2	15	7.5	0	8
16	Will Swinney	1	-1	-1.0	0	0
38	Amir Trapp	1	5	5.0	0	5
CLEMSON		29	322	11.1	1	77
Opponents		18	176	9.8	0	43

#	KICKOFF RETURNS	KOR	Yards	Avg	TD	LG
9	Travis Etienne	15	324	21.6	0	39
17	Cornell Powell	3	65	21.7	0	22
28	Tavien Feaster	2	31	15.5	0	16
3	Amari Rodgers	1	36	36.0	0	36
27	C.J. Fuller	1	2	2.0	0	2
5	Tee Higgins	1	3	3.0	0	3
21	Ray-Ray McCloud	1	12	12.0	0	12
CLEMSON		24	473	19.7	0	39
Opponents		56	1111	19.8	0	33

#	FUMBLE RETURNS	FR	Yards	Avg	TD	LG
19	Tanner Muse	1	63	63.0	1	63
CLEMSON		1	63	63.0	1	63
Opponents		1	13	13.0	0	13

#	SCORING	TD	FGs	PAT	Rush	Rcv	Pass	DXP	Saf	Points
9	Travis Etienne	13	0-0	0-0	0-0	0-0	0-0	0	0	78
2	Kelly Bryant	11	0-0	0-0	0-0	0-0	0-0	0	0	66
41	Alex Spence	0	7-12	41-43	0-0	0-0	0-0	0	0	62
28	Tavien Feaster	8	0-0	0-0	0-0	0-0	0-0	0	0	48
8	Deon Cain	6	0-0	0-0	0-0	0-0	0-0	0	0	36
26	Adam Choice	6	0-0	0-0	0-0	0-0	0-0	0	0	36
92	Greg Huegel	0	2-4	14-15	0-0	0-0	0-0	0	0	20
13	Hunter Renfrow	3	0-0	0-0	0-0	0-0	0-0	0	0	18
27	C.J. Fuller	3	0-0	0-0	0-0	0-0	0-0	0	0	18
5	Tee Higgins	2	0-0	0-0	0-0	0-0	0-0	0	0	12
6	Dorian O'Daniel	2	0-0	0-0	0-0	0-0	0-0	0	0	12
21	Ray-Ray McCloud	2	0-0	0-0	0-0	0-0	0-0	0	0	12
80	Milan Richard	1	0-0	0-0	0-0	0-0	0-0	0	0	6
84	Cannon Smith	1	0-0	0-0	0-0	0-0	0-0	0	0	6
18	T.J. Chase	1	0-0	0-0	0-0	0-0	0-0	0	0	6
31	Ryan Carter	1	0-0	0-0	0-0	0-0	0-0	0	0	6
17	Cornell Powell	1	0-0	0-0	0-0	0-0	0-0	0	0	6
19	Tanner Muse	1	0-0	0-0	0-0	0-0	0-0	0	0	6
39	Christian Grooms	0	1-1	2-2	0-0	0-0	0-0	0	0	5
89	Drew Costa	0	0-0	1-2	0-0	0-0	0-0	0	0	1
CLEMSON		62	10-17	58-62	0-0	0-0	0-0	0	0	460
Opponents		19	11-17	19-19	0-0	0-0	0-0	0	0	166

## SCOREBOARD

Date	Site	W-L	Score	Opponent (AP,USA)	Attendance	CU AP,USA	Leading Rusher(s)	Leading Passer(s)	Leading Receiver(s)	Leading Tackler(s)
9-2	H	W	56-3	Kent State	80,121	5,5	Etienne (8-81)	K. Bryant (16-22-236)	Cain, Richard (2-70)	Joseph (8)
9-9	^H	W	14-6	Auburn (13,13)	81,799	3,3	K. Bryant (19-59)	K. Bryant (19-29-181)	McCloud (6-81)	O'Daniel (15)
9-16	^A	W	47-21	* Louisville (14,14)	55,588	3,2	Etienne (6-98)	K. Bryant (22-32-316)	McCloud (7-115)	Simmons (9)
9-23	H	W	34-7	* Boston College	80,525	2,2	Etienne (9-113)	K. Bryant (17-26-140)	H. Renfrow (6-53)	Joseph (9)
9-30	^A	W	31-17	* Virginia Tech (12,12)	65,632	2,2	K. Bryant (19-94)	K. Bryant (12-21-186)	McCloud (3-35)	O'Daniel (14)
10-7	H	W	28-14	* Wake Forest	80,567	2,2	Etienne (15-67)	K. Bryant (21-29-200)	H. Renfrow (6-61)	Lamar (10)
10-13	^A	L	24-27	* Syracuse	42,475	2,2	Etienne (5-68)	K. Bryant (12-17-116)	H. Renfrow (5-64)	O'Daniel (13)
10-28	^H	W	24-10	* Georgia Tech	80,346	7,7	K. Bryant (12-67)	K. Bryant (22-33-207)	Cain (4-57)	O'Daniel (11)
11-4	A	W	38-31	* NC State (20,20)	57,600	6,5	Feaster (7-105)	K. Bryant (20-38-191)	Cain (9-84)	Ferrell (12)
11-11	H	W	31-14	* Florida State	81,436	4,4	Etienne (14-97)	K. Bryant (20-30-151)	H. Renfrow (4-35)	J.D. Davis (8)
11-18	H	W	61-3	The Citadel	80,618	4,3	Feaster (4-69)	K. Bryant (17-22-3)	Higgins (6-178)	Skalski (9)
11-25	^A	W	34-10	South Carolina (24 CFP)	82,908	4,3	Etienne (9-41)	K. Bryant (23-34-2)	Higgins (3-84)	A. Bryant, Skalski (6)
12-2	^N	W	38-3	Miami (Fla.) (7,7)	74,372	1,1	Etienne (6-24)	K. Bryant (23-29-252)	McCloud (6-100)	Joseph, Wilkins (7)

\* - ACC game; ^ - night game; Note: **Bold** denotes a Clemson home game; home attendance - 565,412 (80,773 per game); total (home, away, neutral) attendance - 943,987 (72,614 per game).



# 2017 TEAM GAME-BY-GAME STATS

Category	KS	AUB	LOU	BC	VT	WF	SYR	GT	NCS	FSU	CIT	SC	MIA	Totals
Points	56	14	47	34	31	28	24	24	38	31	61	34	38	460
	3	6	21	7	17	14	27	10	31	14	3	10	3	166
Total Offense	665	281	613	482	332	453	317	428	415	378	662	469	331	5826
	120	117	433	238	342	336	440	230	491	229	216	207	214	3613
Plays	78	67	81	84	64	89	57	78	73	82	67	83	75	978
	49	66	69	66	73	65	83	56	84	56	62	54	59	842
Yards Per Play	8.5	4.2	7.6	5.7	5.2	5.1	5.6	5.5	5.7	4.6	9.9	5.7	4.4	6.0
	2.4	1.8	6.3	3.6	4.7	5.2	5.3	4.1	5.8	4.1	3.5	3.8	3.6	4.3
Rushing Yards	353	96	297	342	146	190	113	221	224	227	183	184	77	2653
	119	38	116	97	90	133	162	198	153	21	155	81	104	1467
Carries	43	36	48	58	43	48	25	45	35	52	26	45	41	545
	44	42	27	34	28	35	50	43	34	24	54	25	30	470
Passing Yards	312	185	316	140	186	263	204	207	191	151	479	285	254	3173
	1	79	317	141	252	203	278	32	338	208	61	126	110	2146
Completions	25	20	23	17	12	29	22	22	20	20	31	25	25	291
	1	13	21	15	30	14	20	3	31	13	1	16	14	192
Passing Attempts	35	31	33	26	21	41	32	33	38	30	41	38	34	433
	5	24	42	32	45	30	33	13	50	32	8	29	29	372
Had Intercepted	1	0	0	2	0	1	0	0	1	0	0	2	0	7
	0	0	1	2	2	0	0	0	2	1	2	2	2	14
Completion Percentage	71.4	64.5	69.7	65.4	57.1	70.7	68.8	66.7	52.6	66.7	75.6	65.8	73.5	67.2
	20.0	54.2	50.0	46.9	66.7	46.7	60.6	23.1	62.0	40.6	12.5	55.2	48.3	51.6
Passing Efficiency	159.5	114.6	160.1	95.2	147.3	135.8	122.3	139.4	98.3	109.0	214.0	135.6	146.0	138.5
	21.7	81.8	132.2	71.4	112.2	125.5	161.4	43.8	130.6	99.3	26.6	89.3	66.3	105.0
First Downs	34	18	25	27	14	25	16	21	19	24	27	27	18	295
	5	13	21	12	17	16	28	10	27	12	10	10	10	191
Total Touchdowns	8	2	6	5	4	4	3	3	5	4	8	5	5	62
	0	0	3	1	2	2	3	1	4	2	0	1	0	19
Rushing Touchdowns	6	2	4	5	2	2	2	1	3	4	3	2	4	40
	0	0	0	1	1	0	0	1	1	1	0	0	0	5
Passing Touchdowns	2	0	1	0	1	2	0	2	1	0	5	2	1	17
	0	0	3	0	1	2	3	0	3	1	0	1	0	14
Field Goals	0-0	0-1	2-3	0-0	1-2	0-1	1-3	1-1	1-2	1-1	2-2	0-0	1-1	10-17
	1-1	2-2	0-0	0-1	1-2	0-2	2-2	1-1	1-2	0-0	1-1	1-1	1-2	11-17
Punting	2-98	6-256	4-207	6-289	7-265	5-203	5-214	7-272	5-194	6-214	2-78	3-133	6-188	64-2611
	11-511	8-324	8-350	9-381	5-215	7-317	5-184	9-422	5-246	7-321	8-323	7-369	9-346	98-4309
Punting Average	49.0	42.7	51.8	48.2	37.9	40.6	42.8	38.9	38.8	35.7	39.0	44.3	31.3	40.8
	46.5	40.5	43.8	42.3	43.0	45.3	36.8	46.9	49.2	45.9	40.4	52.7	38.4	44.0
Net Punting Average*	49.0	35.2	46.0	36.0	30.0	37.6	41.8	37.1	34.8	33.8	39.0	45.3	31.3	36.8
	42.3	38.4	42.6	34.1	39.0	34.1	36.8	46.8	31.6	39.1	37.5	44.1	34.1	38.8
Time of Possession	26:55	27:35	35:32	34:56	30:44	35:05	25:08	31:15	25:12	36:10	23:31	35:26	34:06	30:53
	33:05	32:25	24:28	25:04	29:16	24:55	34:52	28:45	34:48	23:50	36:29	24:34	25:54	29:07
Third-Down Conversions	5-10	9-16	9-17	8-16	6-16	9-19	2-11	7-17	7-16	8-15	7-12	7-16	9-18	93-199
	4-16	6-18	5-16	4-16	4-15	4-16	8-19	3-15	3-13	3-13	4-17	6-15	3-16	57-205
Fourth-Down Conversions	1-1	0-0	1-1	1-2	1-1	3-3	0-1	0-0	2-2	0-0	1-1	2-3	0-1	12-16
	0-0	1-2	2-3	1-1	3-5	2-3	2-2	1-2	2-3	0-2	0-2	0-0	0-0	14-25
Red-Zone Scoring	5-6	1-1	3-3	4-4	3-3	3-3	1-3	3-3	4-4	4-5	6-6	3-3	5-5	45-49
	1-1	2-2	2-3	1-1	1-2	2-4	3-3	1-1	4-5	1-1	1-1	0-0	1-1	20-25
Red-Zone Touchdowns	5	1	2	4	2	3	0	2	3	3	4	3	5	37
	0	0	2	1	1	2	1	0	3	1	0	0	0	11
Red-Zone Points	35	7	14	28	17	21	3	17	24	24	34	20	35	279
	3	6	14	7	7	14	13	3	24	7	3	0	3	104
Turnovers	1	2	0	2	0	2	0	1	1	2	0	2	1	14
	0	0	1	2	3	0	1	1	2	2	2	2	3	19
Points Off Turnovers	0	0	7	7	14	0	7	7	7	14	7	7	14	91
	0	3	0	0	0	0	0	3	7	0	0	10	0	23
Penalties	4-45	8-60	4-30	2-10	4-20	9-79	11-119	5-45	3-23	7-80	4-30	2-25	2-13	65-579
	11-79	5-40	4-35	2-20	4-31	4-25	12-100	2-20	6-69	4-55	5-41	9-76	4-30	72-621
Punt Returns	4-26	4-17	3-9	2-54	0-0	4-58	0-0	1-1	2-88	3-47	4-3	0-0	2-19	29-322
	0-0	1-25	1-3	3-53	4-55	3-15	1-5	2-12	0-0	2-11	0-0	1-3	0-0	18-176
Kickoff Returns	1-22	1-21	2-30	1-26	1-2	1-3	2-53	3-45	4-78	3-45	1-36	2-67	2-45	24-473
	4-72	2-35	5-105	5-102	4-83	3-65	4-77	5-82	3-49	4-75	7-153	5-103	5-110	56-1111
Interception Returns	0-0	0-0	1-44	2-0	2-22	0-0	0-0	0-0	2-55	1-38	2-6	2-12	2-37	14-214
	1-10	0-0	0-0	2-27	0-0	1-0	0-0	0-0	1-0	0-0	0-0	2-22	0-0	7-59
Fumble Returns	0-0	0-0	0-0	0-0	0-0	0-0	1-63	0-0	0-0	0-0	0-0	0-0	0-0	1-63
	0-0	1-13	0-0	0-0	0-0	0-0	0-0	0-0	0-0	0-0	0-0	0-0	0-0	1-13
Sacks	0-0	11-72	5-23	1-6	2-14	3-14	6-30	4-8	1-9	5-33	1-2	1-4	4-23	44-238
	0-0	4-25	4-35	2-9	3-15	1-18	4-30	0-0	0-0	2-9	1-6	1-4	4-18	26-169

Note: Clemson totals on top, opponent totals on bottom.





# 2017 INDIVIDUAL OFFENSIVE & SPECIAL TEAM STATS



RUSHING				#2 Bryant			#26 Choice			#6 Cooper			#9 Etienne			#28 Feaster			#27 Fuller		
Opponent	Car	Yds	TD	Car	Yds	TD	Car	Yds	TD	Car	Yds	TD	Car	Yds	TD	Car	Yds	TD	Car	Yds	TD
Kent State	7	77	1	4	20	1	1	11	0	8	81	1	6	69	1	7	51	2			
Auburn	19	59	2	7	17	0	1	0	0	DNP			3	15	0	4	9	0			
Louisville	18	26	2	4	47	1	0	0	0	6	98	1	10	92	0	10	34	0			
Boston College	22	106	2	6	26	1	0	0	0	9	113	2	20	73	0	1	12	0			
Virginia Tech	19	94	0	0	0	0	0	0	0	8	19	0	9	29	1	4	10	1			
Wake Forest	12	39	0	7	26	1	0	0	0	15	67	1	11	54	0	2	6	0			
Syracuse	4	-8	0	3	12	0	5	-10	0	5	68	1	7	57	1	0	0	0			
Georgia Tech	12	67	0	8	54	0	DNP			7	43	1	7	35	0	8	50	0			
NC State	20	88	2	DNP			DNP			8	31	0	7	105	1	0	0	0			
Florida State	19	60	1	7	40	1	DNP			14	97	2	9	21	0	2	10	0			
The Citadel	2	5	0	2	10	0	2	8	0	8	62	2	4	69	1	4	10	0			
South Carolina	10	26	0	7	39	0	1	9	0	9	41	1	6	18	1	5	20	8			
Miami	9	7	1	7	21	1	--	--	--	6	24	1	4	22	1	11	5	0			
<b>Totals</b>	<b>173</b>	<b>646</b>	<b>11</b>	<b>62</b>	<b>312</b>	<b>6</b>	<b>10</b>	<b>18</b>	<b>0</b>	<b>103</b>	<b>744</b>	<b>13</b>	<b>103</b>	<b>659</b>	<b>7</b>	<b>58</b>	<b>217</b>	<b>3</b>			

PASSING				#2 Bryant			#6 Cooper			#15 Johnson		
Opponent	Cm	Att	Yds	Int	TD	Eff	Cm	Att	Yds	Int	TD	Eff
Kent State	16	22	236	1	1	168.8	4	6	37	0	1	173.5
Auburn	19	29	181	0	0	117.9	1	2	4	0	0	66.8
Louisville	22	32	316	0	1	162.0	0	0	0	0	0	0
Boston College	17	26	140	2	0	95.2	0	0	0	0	0	0
Virginia Tech	12	21	186	0	1	147.3	0	0	0	0	0	0
Wake Forest	21	29	200	1	1	134.8	2	6	16	0	0	55.7
Syracuse	12	17	116	0	0	127.9	10	14	88	0	0	124.2
Georgia Tech	22	33	207	0	2	139.4	DNP					
NC State	20	38	191	1	1	98.3	DNP					
Florida State	20	30	151	0	0	109.0	DNP					
The Citadel	17	22	230	0	3	210.1	7	11	105	0	1	173.8
South Carolina	23	34	272	1	2	148.4	0	0	0	0	0	--
Miami	23	29	252	0	1	163.7	1	2	6	0	0	72.5
<b>Totals</b>	<b>244</b>	<b>362</b>	<b>2678</b>	<b>6</b>	<b>13</b>	<b>138.1</b>	<b>25</b>	<b>41</b>	<b>256</b>	<b>0</b>	<b>2</b>	<b>129.5</b>

RECEIVING				#8 Cain			#5 Higgins			#34 McCloud			#14 Overton			#13 Renfrow			#80 Richard			#3 Rodgers		
Opponent	Rec	Yds	TD	Rec	Yds	TD	Rec	Yds	TD	Rec	Yds	TD	Rec	Yds	TD	Rec	Yds	TD	Rec	Yds	TD	Rec	Yds	TD
Kent State	2	70	1	2	18	0	3	24	0	1	8	0	2	16	0	2	70	0	3	19	0			
Auburn	2	27	0	0	0	0	6	81	0	0	0	0	9	62	0	0	0	0	1	5	0			
Louisville	4	29	0	1	8	0	7	115	1	2	48	0	4	71	0	1	11	0	0	0	0			
Boston College	3	25	0	0	0	0	2	-2	0	1	23	0	6	53	0	3	19	0	0	0	0			
Virginia Tech	2	55	0	0	0	0	3	35	0	0	0	0	2	19	0	3	14	0	0	0	0			
Wake Forest	4	38	1	3	39	0	5	38	0	2	26	0	6	61	0	0	0	0	2	11	0			
Syracuse	7	55	0	DNP			4	23	0	1	6	0	5	64	0	3	41	0	1	13	0			
Georgia Tech	4	57	1	1	10	0	4	40	0	2	21	0	1	11	0	1	20	1	2	8	0			
NC State	9	84	1	0	0	0	0	0	0	0	0	0	4	33	0	1	29	0	2	11	0			
Florida State	4	17	0	1	8	0	1	4	0	1	5	0	4	35	0	0	0	0	1	6	0			
The Citadel	5	140	1	6	178	2	2	28	0	2	20	0	3	26	1	0	0	0	1	7	0			
South Carolina	3	23	0	3	84	0	3	16	0	1	6	0	4	75	2	2	-5	0	2	16	0			
Miami	3	39	1	--	--	--	6	100	0	1	15	0	5	45	0	1	7	0	3	11	0			
<b>Totals</b>	<b>55</b>	<b>659</b>	<b>6</b>	<b>17</b>	<b>345</b>	<b>2</b>	<b>46</b>	<b>502</b>	<b>1</b>	<b>14</b>	<b>178</b>	<b>0</b>	<b>55</b>	<b>571</b>	<b>3</b>	<b>17</b>	<b>206</b>	<b>1</b>	<b>18</b>	<b>107</b>	<b>0</b>			

KICKING				#92 Huegel		#41 Spence		#48 Spiers			
Opponent	Made	Missed	Made	Missed	#	Yds	Avg	-20	50+		
Kent State	--	--	--	--	1	49	49.0	1	0		
Auburn	--	46	DNP		6	256	42.7	4	2		
Louisville	31	49	DNP		4	207	51.8	3	2		
Boston College	DNP		--	--	6	289	48.2	0	3		
Virginia Tech	DNP		23	41	7	265	37.9	1	2		
Wake Forest	DNP		--	43	4	166	41.5	3	1		
Syracuse	DNP		30	35	5	214	42.8	3	1		
Georgia Tech	DNP		29	--	7	272	38.9	1	0		
NC State	DNP		26	39	4	149	37.2	2	0		
Florida State	DNP		26	--	6	214	35.7	3	0		
The Citadel	DNP		26	--	1	46	46.0	0	0		
South Carolina	DNP		--	--	3	133	44.3	3	1		
Miami	DNP		46	--	6	188	31.3	1	0		
<b>Totals</b>	<b>2</b>	<b>2</b>	<b>7</b>	<b>5</b>	<b>60</b>	<b>2448</b>	<b>40.8</b>	<b>25</b>	<b>12</b>		

RETURNS				#34 McCloud PR			#3 Rodgers PR			#17 Powell KOR			#9 Etienne KOR		
Opponent	PR	Yds	Avg	PR	Yds	Avg	PR	Yds	Avg	KOR	Yds	Avg	KOR	Yds	Avg
Kent State	2	14	7.0	1	7	7.0	--	--	--	1	22	22.0	--	--	--
Auburn	4	17	4.3	--	--	--	--	--	--	1	21	21.0	DNP		
Louisville	3	9	3.0	--	--	--	--	--	--	--	--	--	2	30	15.0
Boston College	2	54	27.0	--	--	--	--	--	--	--	--	--	1	26	26.0
Virginia Tech	--	--	--	--	--	--	--	--	--	--	--	--	--	--	--
Wake Forest	4	58	14.5	--	--	--	--	--	--	--	--	--	--	--	--
Syracuse	--	--	--	--	--	--	--	--	--	--	--	--	2	53	26.5
Georgia Tech	1	1	1.0	--	--	--	--	--	--	--	--	--	2	33	16.5
NC State	2	88	44.0	--	--	--	--	--	--	--	--	--	2	47	23.5
Florida State	3	47	15.7	--	--	--	--	--	--	--	--	--	3	45	15.0
The Citadel	2	-4	-2.0	1	8	8.0	--	--	--	--	--	--	--	--	--
South Carolina	--	--	--	--	--	--	--	--	--	--	--	--	2	67	33.5
Miami	2	19	9.5	--	--	--	--	--	--	1	22	22.0	1	23	23.0
<b>Totals</b>	<b>25</b>	<b>303</b>	<b>12.1</b>	<b>2</b>	<b>15</b>	<b>7.5</b>				<b>3</b>	<b>65</b>	<b>21.7</b>	<b>15</b>	<b>324</b>	<b>21.6</b>

# 2017 INDIVIDUAL DEFENSIVE STATS

Opponent	#61 Ka. Bevelle				#7 A. Bryant				#31 Carter				#33 J.D. Davis				#36 Ju. Davis				#29 Edmond				#99 Ferrell			
	Snaps	Tac	TFL	Sk	Snaps	Tac	TFL	Sk	Snaps	Tac	PBU	Int	Snaps	Tac	TFL	Sk	Snaps	Tac	TFL	Sk	Snaps	Tac	PBU	Int	Snaps	Tac	TFL	Sk
Kent State	3	--	--	--	*27	6	--	--	*15	--	1	--	12	4	--	--	5	3	--	--	13	--	--	--	*26	4	--	--
Auburn	DNP				*60	7	4	4	*61	5	1	--	4	2	1	1	--	--	--	--	1	--	--	--	*67	5	1	1
Louisville	DNP				*46	1	--	--	*36	2	--	--	18	2	--	--	10	1	--	--	DNP				*56	3	--	--
Boston College	DNP				*51	5	2	1	*45	3	--	--	20	5	--	--	--	--	--	--	DNP				*54	2	--	--
Virginia Tech	DNP				*46	5	2.5	--	*63	2	2	--	36	11	--	--	--	1	--	--	DNP				*54	4	--	--
Wake Forest	DNP				*36	8	2.5	--	*31	2	--	--	29	1	--	--	--	--	--	--	DNP				*48	1	1	1
Syracuse	DNP				*83	4	0.5	0.5	*84	1	1	--	--	1	--	--	--	--	--	--	DNP				*81	8	5.5	3.5
Georgia Tech	DNP				*31	6	2	1	*57	2	--	--	*24	5	1	--	--	--	--	--	DNP				*25	6	--	--
NC State	DNP				*82	2	--	--	*78	4	3	1	32	4	--	--	--	--	--	--	DNP				*84	12	5	1
Florida State	DNP				*51	2	1	1	*35	2	1	--	*55	8	1.5	--	1	--	--	--	DNP				*51	3	1.5	1
The Citadel	7	1	--	--	*24	2	--	--	*29	--	--	--	*33	2	--	--	25	5	1	--	17	--	--	--	*27	4	--	--
South Carolina	DNP				*39	6	--	--	*56	4	--	1	*8	3	--	--	10	3	0.5	--	DNP				*39	5	2	1
Miami	DNP				*33	--	--	--	*39	1	1	1	14	--	--	--	3	--	--	--	15	1	--	--	*35	4	1	--
<b>Totals</b>	<b>10</b>	<b>1</b>	<b>0</b>	<b>1</b>	<b>609</b>	<b>54</b>	<b>14.5</b>	<b>7.5</b>	<b>629</b>	<b>28</b>	<b>10</b>	<b>3</b>	<b>285</b>	<b>48</b>	<b>3.5</b>	<b>1</b>	<b>54</b>	<b>13</b>	<b>1.5</b>	<b>--</b>	<b>46</b>	<b>1</b>	<b>--</b>	<b>--</b>	<b>647</b>	<b>61</b>	<b>17</b>	<b>8.5</b>

Opponent	#2 Fields				#35 Foster				#67 Huggins				#14 D. Johnson				#93 S. Johnson				#34 Joseph				#22 X. Kelly			
	Snaps	Tac	PBU	Int	Snaps	Tac	TFL	Sk	Snaps	Tac	TFL	Sk	Snaps	Tac	PBU	Int	Snaps	Tac	TFL	Sk	Snaps	Tac	TFL	Sk	Snaps	Tac	TFL	Sk
Kent State	10	0	--	--	9	1	--	--	13	2	0.5	--	DNP				18	4	1	--	*25	8	1	--	10	--	--	--
Auburn	*41	2	1	--	DNP				2	1	--	--	DNP				DNP				*62	6	0.5	0.5	DNP			
Louisville	27	5	--	--	2	--	--	--	19	3	--	--	7	1	1	--	8	1	1	1	*55	2	--	--	6	--	--	--
Boston College	--	--	--	--	5	--	--	--	14	2	--	--	--	--	--	--	7	--	--	--	*54	9	1	--	6	1	--	--
Virginia Tech	*71	6	--	--	8	1	--	--	18	2	0.5	--	2	--	--	--	8	1	--	--	*59	10	1	--	15	1	--	--
Wake Forest	*40	3	1	--	DNP				18	--	--	--	--	--	--	--	7	--	--	--	*54	8	--	--	9	1	1	1
Syracuse	*57	4	--	--	DNP				7	1	--	--	--	--	--	--	DNP				*87	12	--	--	DNP			
Georgia Tech	DNP				4	--	--	--	15	--	--	--	--	--	--	--	DNP				56	7	--	--	DNP			
NC State	DNP				DNP				DNP				--	--	--	--	DNP				*70	7	--	--	DNP			
Florida State	DNP				1	--	--	--	*40	4	2	1	3	--	--	--	DNP				DNP				1	--	--	--
The Citadel	DNP				25	4	0.5	--	*29	3	1.5	--	30	3	--	--	26	2	--	--	DNP				22	5	--	--
South Carolina	DNP				9	1	--	--	15	2	--	--	--	--	--	--	4	--	--	--	*44	4	0.5	--	--	--	--	--
Miami	DNP				21	1	0.5	0.5	16	1	0.5	0.5	11	2	--	--	5	1	1	1	*46	7	--	--	7	--	--	--
<b>Totals</b>	<b>246</b>	<b>20</b>	<b>2</b>	<b>--</b>	<b>84</b>	<b>8</b>	<b>1</b>	<b>0.5</b>	<b>206</b>	<b>21</b>	<b>5</b>	<b>1.5</b>	<b>53</b>	<b>6</b>	<b>1</b>	<b>--</b>	<b>83</b>	<b>9</b>	<b>3</b>	<b>2</b>	<b>612</b>	<b>80</b>	<b>4</b>	<b>0.5</b>	<b>76</b>	<b>8</b>	<b>1</b>	<b>1</b>

Opponent	#57 Lamar				#90 Lawrence				#46 Magwood				#1 Mullen				#19 Muse				#6 O'Daniel				#44 Pincney			
	Snaps	Tac	TFL	Sk	Snaps	Tac	TFL	Sk	Snaps	Tac	TFL	Sk	Snaps	Tac	PBU	Int	Snaps	Tac	TFL	Sk	Snaps	Tac	TFL	Sk	Snaps	Tac	TFL	Sk
Kent State	*22	5	--	--	*23	4	--	--	3	0	--	--	*22	1	--	--	*28	4	--	--	*22	4	--	--	13	1	--	--
Auburn	37	4	1	1	*48	5	0.5	0.5	DNP				*58	1	--	--	*69	7	--	--	*62	15	2	1.5	6	1	--	--
Louisville	*28	1	--	--	*31	2	1	1	DNP				*40	7	--	--	*11	1	1	--	*50	5	1	--	11	--	--	--
Boston College	*50	7	--	--	*31	3	--	--	DNP				*46	7	--	1	*62	8	1	--	*39	4	1	--	13	2	--	--
Virginia Tech	*35	6	--	--	*40	3	--	--	DNP				DNP				*51	9	--	--	*52	14	1	1	11	1	--	--
Wake Forest	*31	10	--	--	*30	4	0.5	--	DNP				28	3	1	--	*47	8	1	--	*48	6	--	--	13	1	1	1
Syracuse	2	1	--	--	*66	9	--	--	DNP				*85	4	--	--	*74	10	--	--	*83	13	1.5	1.5	1	--	--	--
Georgia Tech	*46	9	2	2	*14	--	--	--	DNP				*57	1	1	--	*26	--	--	--	*45	11	2	1	28	4	--	--
NC State	*62	5	1	--	*46	3	--	--	DNP				*83	9	1	--	*49	5	--	--	*80	10	1	--	10	--	--	--
Florida State	*18	4	1	1	DNP				DNP				*58	3	3	--	1	1	--	--	*58	3	--	--	19	2	--	--
The Citadel	DNP				DNP				DNP				*30	--	--	1	13	3	1	--	*26	5	--	--	25	5	1	--
South Carolina	DNP				*29	1	--	--	DNP				*56	2	1	1	24	2	--	--	*43	5	1	--	9	1	--	--
Miami	DNP				*29	3	1	1	DNP				*37	1	--	--	12	4	--	--	*46	4	--	--	12	--	--	--
<b>Totals</b>	<b>331</b>	<b>52</b>	<b>5</b>	<b>4</b>	<b>387</b>	<b>37</b>	<b>3</b>	<b>2.5</b>	<b>3</b>	<b>0</b>	<b>--</b>	<b>--</b>	<b>600</b>	<b>39</b>	<b>7</b>	<b>3</b>	<b>467</b>	<b>62</b>	<b>4</b>	<b>--</b>	<b>654</b>	<b>99</b>	<b>10.5</b>	<b>5</b>	<b>151</b>	<b>18</b>	<b>2</b>	<b>1</b>

Opponent	#45 Register				#50 Robinson				#54 Rudolph				#11 Simmons				#47 Skalski				#43 Ch. Smith				#5 S. Smith			
	Snaps	Tac	TFL	Sk	Snaps	Tac	TFL	Sk	Snaps	Tac	TFL	Sk	Snaps	Tac	TFL	Sk	Snaps	Tac	TFL	Sk	Snaps	Tac	TFL	Sk	Snaps	Tac	PBU	Int
Kent State	14	--	--	--	DNP				12	2	1	--	21	5	--	--	13	2	--	--	13	5	--	--	8	2	--	--
Auburn	4	--	--	--	21	1	--	--	DNP				--	--	--	--	--	--	--	--	13	2	1	--	--	--	--	--
Louisville	8	1	0.5	0.5	30	2	0.5	--	14	1	--	--	52	9	--	--	7	3	0.5	--	15	1	0.5	0.5	7	--	--	--
Boston College	13	--	--	--	14	3	--	--	DNP				14	3	1	--	5	2	--	--	4	--	--	--	2	2	--	--
Virginia Tech	22	--	--	--	21	1	--	--	DNP				22	5	1	1	3	1	--	--	11	1	1	--	--	--	--	--
Wake Forest	35	2	--	--	21	--	--	--	DNP				21	4	--	--	--	--	--	--	11	1	--	--	--	--	--	--
Syracuse	13	1	--	--	18	1	--	--	DNP				24	2	--	--	--	--	--	--	1	1	--	--	--	--	--	--
Georgia Tech	28	2	--	--	28	3	--	--	DNP				31	7	1	--	11	2	--	--	--	2	--	--	--	--	--	--
NC State	6	--	--	--	11	1	--	--	DNP				11	3	--	--	2	2	--	--	7	--	--	--	--	--	--	--
Florida State	14	1	--	--	DNP				DNP				6	1	--	--	4	3	--	--	39	3	--	--	1	1	--	--
The Citadel	21	--	--	--	16	3	--	--	DNP				19	3	--	--	*36	9	1	--	--	--	--	--	31	4	--	1
South Carolina	19	2	1	--	8	1	--	--	DNP				9	1	--	--	36	6	--	--	DNP				9	2	--	--
Miami	22	1	--	--	18	3	--	--	DNP				23	4	--	--	*32	3	0.5	0.5	12	3	--	--	15	3	--	--
<b>Totals</b>	<b>219</b>	<b>10</b>	<b>1.5</b>	<b>0.5</b>	<b>206</b>	<b>19</b>	<b>0.5</b>	<b>--</b>	<b>26</b>	<b>3</b>	<b>1</b>	<b>--</b>	<b>253</b>	<b>47</b>	<b>3</b>	<b>1</b>	<b>149</b>	<b>33</b>	<b>2</b>	<b>0.5</b>	<b>126</b>	<b>19</b>	<b>2.5</b>	<b>0.5</b>	<b>73</b>	<b>14</b>	<b>--</b>	<b>1</b>

# SUPERLATIVES

## TEAM

Category	2017 Clemson Team High	Clemson Team Record	2017 Opponent Team High	Opponent Team Record
Total Offense	665 vs. <b>Kent State, 9-2</b>	756 vs. <b>Wake Forest, 10-31-1981</b>	491 by N.C. State, 11-4	771 by Florida State, 11-4-2000
Plays	89 vs. <b>Wake Forest, 10-7</b>	102 vs. <b>NC State, 11-17-2012</b>	84 by N.C. State, 11-4	99 by <b>South Carolina, 11-12-1968</b> by <b>Louisville, 10-1-2016</b>
Yards Per Play	9.9 vs. <b>The Citadel, 11-18</b>	11.2 vs. Georgia Tech, 10-17-1903	6.3 by Louisville, 9-16	9.3 by Florida State, 11-4-2000
Rushing Yards	353 vs. <b>Kent State, 9-2</b>	615 vs. Georgia Tech, 10-17-1903	162 by Syracuse, 10-13	478 by Tulane, 11-18-1944
Carries	<b>58</b> vs. <b>Boston College, 9-23</b>	78 vs. Duke, 10-20-1979	54 by <b>The Citadel, 11-18</b>	82 by North Carolina, 11-15-1969
Yards Per Carry	8.2 vs. <b>Kent State, 9-2</b>	11.2 vs. Georgia Tech, 10-17-1903	4.6 by <b>Georgia Tech, 10-28</b>	
Rushing Touchdowns	6 vs. <b>Kent State, 9-2</b>	11 vs. <b>Presbyterian College, 9-25-1948</b>	1 by <b>Many (4)</b>	
Passing Yards	479 vs. <b>The Citadel, 11-18</b>	468 vs. Syracuse, 10-5-2013	338 by N.C. State, 11-4	521 by Florida State, 11-4-2000
Completions	31 vs. <b>The Citadel, 11-18</b>	52 vs. <b>Pittsburgh, 11-12-2016</b>	31 by N.C. State, 11-4	39 by Texas Tech, 12-23-2002
Passing Attempts	41 vs. <b>W. Forest, 10-7, Citadel, 11-18</b>	70 vs. <b>Pittsburgh, 11-12-2016</b>	50 by N.C. State, 11-4	59 by Louisiana Tech, 12-31-2001
Completion % <sup>(10 comp.)</sup>	75.6 vs. <b>The Citadel, 11-18</b>	88.2 vs. <b>The Citadel, 9-16-1978</b>	66.7 by Virginia Tech, 9-30	84.6 by NC State, 10-20-1990
Passing Efficiency <sup>(10 comp.)</sup>	213 vs. <b>The Citadel, 11-18</b>	262.9 vs. <b>Furman, 9-15-2007</b>	132.2 by Louisville, 9-16	232.2 by Florida State, 9-11-1993
Passing Touchdowns	5 vs. <b>The Citadel, 11-18</b>	6 vs. many (5)	3 by Louisville, 9-16	6 by Florida State, 9-11-1993
			3 by Syracuse, 10-13, NCS, 11-4	6 by West Virginia, 1-4-2012
Longest Pass	79 by Louisville, 9-16	97 vs. <b>Virginia, 11-16-1974</b>	78 by Louisville, 9-16	98 by Florida State, 11-4-2000
First Downs	34 vs. <b>Kent State, 9-2</b>	35 vs. <b>Wake Forest, 10-31-1981</b> vs. <b>Central Michigan, 10-20-2007</b>	28 by Syracuse, 10-13	35 by Maryland, 11-17-1984
Total Touchdowns	8 vs. <b>Kent State, 9-2, Citadel, 11-18</b>	12 vs. <b>Wake Forest, 10-31-1981</b>	4 by N.C. State, 11-4	10 by West Virginia, 1-4-2012
Points	61 vs. <b>The Citadel, 11-18</b>	122 vs. <b>Guilford, 10-5-1901</b>	31 by N.C. State, 11-4	74 by Alabama, 11-14-1931
Field Goals	2 vs. Louisville, 9-16 vs. <b>The Citadel, 11-18</b>	6 vs. <b>Texas A&amp;M, 9-3-2005</b> vs. <b>Boston College, 9-19-2009</b>	2 by <b>Auburn, 9-9</b> 2 by Syracuse, 10-13	6 by <b>Duke, 10-16-1976</b>
Punting Average <sup>(13 punts)</sup>	51.8 vs. Louisville, 9-16	56.7 vs. Wake Forest, 11-1-1986	52.7 by South Carolina, 11-25	52.7 by South Carolina, 11-25
Time of Possession	36:10 vs. <b>Florida State, 11-11</b>	42:58 vs. <b>North Carolina, 11-7-1992</b>	36:29 by <b>The Citadel, 11-18</b>	41:52 by <b>North Texas, 9-4-2010</b>
Penalties	11 vs. Syracuse, 10-13	20 vs. NC State, 10-13-2001	12 by Syracuse, 10-13	21 by Mississippi State, 12-30-1999
Penalty Yards	119 vs. Syracuse, 10-13	181 vs. NC State, 10-13-2001	100 by Syracuse, 10-13	188 by Mississippi State, 12-30-1999
Turnovers	2 vs. <b>Many (5)</b>	10 vs. Florida, 10-11-1952	3 by Virginia Tech, 9-30, Miami, 12-2	9 by <b>Georgia, 9-19-1981</b>
Third-Down Conversions	9 vs. Many (3)	15 vs. <b>Western Carolina, 9-3-1983</b>	8 by Syracuse, 10-13	15 by <b>Georgia, 9-21-1985</b>
Third-Down Conversion %	58.3 vs. <b>The Citadel, 11-18</b>	100.0 vs. <b>Wake Forest, 10-31-1981</b>	42.1 by Syracuse, 10-13	72.7 by Florida State, 9-11-1993
Field Position*	37 vs. Syracuse, 10-13	49 vs. <b>Florida Atlantic, 9-2-2006</b>	36 by Miami, 12-2	50 by Wake Forest, 10-7-2006
Punt Return Yards	88 vs. N.C. State, 11-4	227 vs. <b>Georgia Tech, 9-26-1987</b>	55 by Virginia Tech, 9-30	150 by <b>Florida State, 9-20-1997</b>
Kickoff Return Yards	78 vs. N.C. State, 11-4	286 vs. Florida State, 9-25-2004	110 by Miami, 12-2	290 by <b>North Carolina, 10-22-2011</b>
Interception Return Yards	55 vs. N.C. State, 11-4	143 vs. Maryland, 10-31-1970	27 by <b>Boston College, 9-23</b>	166 by <b>Auburn, 11-21-1953</b>
Interceptions By Defense	2 vs. <b>Many (6)</b>	6 vs. South Carolina, 11-27-1971 vs. NC State, 9-30-1995	2 by <b>Boston College, 9-23</b> by South Carolina 11-25	7 by South Carolina, 10-25-1945
Fumble Return Yards	0 -	93 vs. Virginia, 9-19-1998	0	103 by West Virginia, 1-4-2012
Sacks	11 vs. <b>Auburn, 9-9</b>	12 vs. <b>Furman, 9-7-1996</b>	4 by Many (3)	7 by <b>Florida State, 9-20-1997</b> by <b>Virginia, 10-11-1997</b>

## INDIVIDUAL

Category	2017 Clemson Individual Best	Clemson Individual Record	2017 Opponent Individual Best	Opponent Individual Record
Total Offense	313 by Kelly Bryant vs. Kent State, 9-2	588 by Deshaun Watson vs. Pittsburgh, 11-12-2016	381 by Lamar Jackson (Louisville) 9-16	509 by Chris Weinke (Florida State), 11-4-2000
Rushing Yards	113 by Travis Etienne vs. Boston Col., 9-23	263 by Raymond Priestner vs. Duke, 11-11-1995	129 by KirVonte Benson (Ga. Tech) 10-28	256 by Steve Wadiak (South Carolina), 10-19-1950
Carries	22 by Kelly Bryant vs. Boston Col., 9-23	36 by many (3)	24 by Kendall Hinton (Wake) 10-7	45 by James McDougald (Wake Forest), 10-9-1976
Rushing Touchdowns	2 by Many (8)	5 by Stumpy Banks vs. Furman, 10-13-1917 5 by Maxcey Welch vs. Newberry, 10-17-1930	1 by Many (5)	4 by many (4)
Longest Carry	89 by Tavien Feaster vs. N.C. St., 11-4	90 by Banks McFadden vs. Presbyterian College, 9-23-1939 90 by Buck George vs. Furman, 11-17-1951	65 by KirVonte Benson (Ga. Tech) 10-28	98 Steve Atkins (Maryland), 11-18-1978
Passing Yards	316 by Kelly Bryant vs. Louisville, 9-16	580 by Deshaun Watson vs. Pittsburgh, 11-12-2016	338 by Ryan Finley (N.C. State) 11-4	521 by Chris Weinke (Florida St.), 11-4-2000
Completions	23 by Bryant vs. S. Car., 11-25, Mia, 12-2	52 by Deshaun Watson vs. Pittsburgh, 11-12-2016	31 by Ryan Finley (N.C. State) 11-4	35 by George Godsey (Ga. Tech), 10-28-2000
Passing Attempts	38 by Kelly Bryant vs. N.C. State, 11-4	70 by Deshaun Watson vs. Pittsburgh, 11-12-2016	50 by Ryan Finley (N.C. State) 11-4	57 by Kip Allen (The Citadel), 10-4-1986 57 by George Godsey (Georgia Tech), 10-28-2000
Completion % <sup>(10 comp.)</sup>	77.2 by Kelly Bryant vs. Citadel, 11-18	95.0 by Cole Stoudt vs. SC State, 9-7-2013	65.9 by Jackson (Virginia Tech) 9-30	100.0 by Darian Durant (North Carolina), 10-20-2001
Passing Efficiency <sup>(10 comp.)</sup>	210.1 by Kelly Bryant vs. Citadel, 11-18	261.9 by Tajh Boyd vs. Syracuse, 10-5-2013	132.2 by Lamar Jackson (Louisville) 9-16	245.5 by Mike Elkins (Wake Forest), 10-29-1988
Passing Touchdowns	3 by Kelly Bryant vs. Citadel, 11-18	6 by Deshaun Watson vs. North Carolina, 9-27-2014	3 by Many (3)	6 by Geno Smith (West Va.), 1-4-2012
Receptions	9 by Renfrow vs. Auburn, 9-9 by Deon Cain vs. N.C. State 11-4	16 by Sammy Watkins vs. Ohio State, 1-3-2014	9 by Jakobi Meyers (N.C. State) 11-4	14 by Kelly Campbell (Ga. Tech), 10-28-2000
Receiving Yards	178 by Tee Higgins vs. Citadel, 11-18	227 by Sammy Watkins vs. Ohio State, 1-3-2014	155 by Kelvin Harmon (N.C. State) 11-4	249 by Peter Warrick (Florida State), 9-20-1997
Receiving Touchdowns	2 by Tee Higgins vs. Citadel, 11-18 by Hunter Renfrow vs. S. Car., 11-25	3 by many (6)	1 by Many	4 by Torrey Holt (NC State), 10-31-1998 4 by Tavon Austin (West Virginia), 1-4-2012
All-Purpose Yards	178 by Teen Higgins vs. Citadel, 11-18	345 by Sammy Watkins vs. Maryland, 10-15-2011	158 by Greg Dortch (Wake) 10-7	496 by Tobais Palmer (NC State), 11-17-2012
Total Touchdowns	2 by Many (10)	5 by Stumpy Banks vs. Furman, 10-13-1917 by Maxcey Welch vs. Newberry, 10-17-1930	2 by Sean Savoy (Va. Tech) 9-30	4 by many (7)
Points	12 by Many (10)	33 by Maxcey Welch vs. Newberry, 10-17-1930	12 by Sean Savoy (Va. Tech) 9-30	24 by many (7)
Field Goals	2 by Greg Huegel vs. Louisville, 9-16	6 by Jad Dean vs. Texas A&M, 9-3-2005 by Richard Jackson vs. Boston College, 9-19-2009	2 by Daniel Carlson (Auburn) 9-9 2 by Cole Murphy (Syracuse) 10-13	6 by Vince Fusco (Duke), 10-17-1976
Longest Field Goal	49 by Greg Huegel vs. Louisville, 9-16	61 by Spencer Benton vs. Ball State, 9-8-2012	43 by Joey Slye (Virginia Tech) 9-30	60 by Kevin Butler (Georgia), 9-22-1984
Punting Average <sup>(13 punts)</sup>	51.8 by Will Spiers vs. Louisville, 9-16	55.3 by Dale Hatcher vs. Kentucky, 10-2-1982	52.7 by Joseph Charlton (S. Car.) 11-25	
Punt Return Yards	88 by Ray-Ray McCloud vs. NC St., 11-4	167 by Don Kelley vs. Maryland, 10-20, 1970	55 by Stroman (Virginia Tech) 9-30	
Kickoff Return Yards	67 by Travis Etienne vs. S.Car., 11-25	282 by Justin Miller vs. Florida State, 9-25-2004	126 by Cam Jackson (The Citadel) 11-18	
Interception Return Yards	55 by K'von Wallace vs. N.C. St., 11-4	101 by Willie Underwood vs. South Carolina, 11-22-1980	22 by Keisean Nixon (S. Car.) 11-25	128 by Dennis Tabron (Duke), 10-18-1980
Interceptions	1 by Many (14)	3 by many (5)	1 by Many (8)	4 by Jim Dooley (Miami (FL)), 1-1-1952
Fumble Return Yards	0	93 by Antwan Edwards vs. Virginia, 9-19-1998	0	
Tackles	14 by Dorian O'Daniel vs. Va. Tech, 9-30	27 by Keith Adams vs. South Carolina, 11-20-1999	15 by Skai Moore (S.Car.) 11-25	29 by Ed Stetz (Wake Forest) 10-30-1971
Tackles For Loss	5 by Clelin Ferrell vs. N.C. St., 11-4 by Austin Bryant vs. Wake Forest, 10-7	6 by Keith Adams vs. Duke, 11-6-1999 by Andre Branch vs. Virginia Tech, 10-1-2011	4.5 by Brian Burns (FSU) 11-11	4.5 by Jadeveon Clowney (South Carolina), 11-24-2012 4.5 by Brian Burns (FSU) 11-11
Sacks	4 by Austin Bryant vs. Auburn 9-9	4 by Keith Adams vs. Duke, 11-6-1999 4 by Andre Branch vs. Va. Tech, 10-1-2011	2 by James Hearn (Louisville) 9-16 2 by Brian Burns (FSU) 11-11	4.5 by Jadeveon Clowney (So. Carolina), 11-24-2012

\* - average starting field position in teams' own territory; Note: Numbers in (parentheses) denote minimums; **bold** denotes a Clemson home game.





# 2017 CLEMSON OFFENSIVE DRIVE CHARTS

## KENT STATE

#	Qtr	Clock	Spot	Plays	Yards	TOP	Result
1.	1	15:00	35	4	65	1:18	TD
2.	1	11:19	30	2	70	:42	TD
3.	1	7:22	46	10	54	4:04	TD
4.	2	12:08	24	3	9	1:08	Punt
5.	2	8:39	38	6	52	2:51	Int.
6.	2	3:26	45	9	55	2:13	TD
7.	2	:43	35	6	0	:43	Half
8.	3	13:14	11	7	89	2:30	TD
9.	3	8:09	45	2	55	:34	TD
10.	3	3:57	20	10	80	3:24	TD
11.	4	13:59	8	8	92	2:58	TD
12.	4	6:35	15	6	6	2:31	Punt
13.	4	1:53	40	5	41	1:53	Game

## AUBURN

#	Qtr	Clock	Spot	Plays	Yards	TOP	Result
1.	1	7:13	25	5	5	2:11	Punt
2.	1	1:20	10	1	1	:07	Fum.
3.	2	14:17	25	3	9	2:05	Punt
4.	2	10:14	46	10	25	3:27	MFG
5.	2	4:01	12	12	88	3:13	TD
6.	3	14:55	21	8	79	3:07	TD
7.	3	8:49	50	3	19	:55	Fum.
8.	3	5:39	*49	5	(-2)	2:46	Punt
9.	3	1:38	45	3	7	1:23	Punt
10.	4	13:42	41	7	21	3:35	Punt
11.	4	7:31	35	3	2	1:26	Punt
12.	4	3:15	18	8	43	3:15	Game

## LOUISVILLE

#	Qtr	Clock	Spot	Plays	Yards	TOP	Result
1.	1	13:40	21	10	79	3:55	TD
2.	1	8:53	23	6	8	2:33	Punt
3.	1	4:22	9	8	31	3:08	Punt
4.	2	14:50	40	8	36	2:58	MFG
5.	2	10:22	45	8	41	3:25	FG
6.	2	5:31	10	4	90	1:25	TD
7.	2	3:17	20	11	49	2:49	FG
8.	3	15:00	25	7	36	3:31	Punt
9.	3	8:57	--	0	0	0:00	TD-Int.
10.	3	7:30	34	11	66	5:14	TD
11.	4	13:45	21	4	79	1:49	TD
12.	4	7:37	25	2	75	1:24	TD
13.	4	4:57	38	3	7	2:10	Punt
14.	4	1:11	5	2	6	1:11	Game

## BOSTON COLLEGE

#	Qtr	Clock	Spot	Plays	Yards	TOP	Result
1.	1	11:52	3	7	41	3:08	Punt
2.	1	7:27	20	3	8	1:55	Punt
3.	1	2:43	9	3	19	1:11	Int.
4.	1	:29	26	3	5	:46	Punt
5.	2	13:12	6	13	94	5:56	TD
6.	2	5:16	8	6	24	3:02	Punt
7.	2	1:19	21	6	26	1:13	Downs
8.	3	15:00	25	9	33	3:49	Int.
9.	3	8:39	6	3	2	2:04	Punt
10.	3	3:23	28	3	3	1:13	Punt
11.	3	:10	33	10	67	3:11	TD
12.	4	9:56	10	9	90	4:15	TD
13.	4	4:26	*24	5	24	1:36	TD
14.	4	2:22	*41	4	41	1:30	TD

## VIRGINIA TECH

#	Qtr	Clock	Spot	Plays	Yards	TOP	Result
1.	1	13:28	47	10	47	3:34	FG
2.	1	8:08	34	3	66	1:20	TD
3.	1	4:47	21	3	9	1:33	Punt
4.	1	:05	20	5	17	2:25	Punt
5.	2	11:14	34	10	43	3:27	MFG
6.	2	3:10	25	6	75	1:51	TD
7.	2	:02	27	1	(-1)	:02	Half
8.	3	15:00	25	3	(-14)	1:33	Punt
9.	3	12:55	49	10	51	5:43	TD
10.	3	5:23	*48	3	3	1:29	Punt
11.	3	:23	19	3	(-7)	1:19	Punt
12.	4	14:00	25	4	26	2:39	Punt
13.	4	7:31	40	3	(-4)	2:17	Punt
14.	4	1:29	*45	2	17	1:29	Game

## WAKE FOREST

#	Qtr	Clock	Spot	Plays	Yards	TOP	Result
1.	1	15:00	25	7	75	2:01	TD
2.	1	11:25	24	12	76	5:07	TD
3.	1	4:37	20	13	55	4:14	MFG
4.	2	14:06	24	10	16	4:01	Fum.
5.	2	8:41	20	6	27	2:34	Punt
6.	2	4:17	40	7	11	3:18	Punt
7.	3	13:43	48	3	2	1:05	Inter.
8.	3	11:09	32	9	68	3:38	TD
9.	3	6:17	17	3	5	:37	Punt
10.	3	1:55	17	8	24	2:43	Punt
11.	4	13:08	*32	4	32	1:20	TD
12.	4	8:32	25	3	9	1:59	Punt
13.	4	2:26	*42	5	18	2:26	Game

## SYRACUSE

#	Qtr	Clock	Spot	Plays	Yards	TOP	Result
1.	1	11:44	38	3	62	1:07	TD
2.	1	9:12	37	7	46	3:20	MFG
3.	1	5:13	28	5	19	2:56	Punt
4.	2	14:53	36	6	23	2:54	Punt
5.	2	3:49	25	5	0	:49	Punt
6.	2	1:58	45	3	0	1:22	Punt
7.	3	15:00	25	5	24	2:28	Punt
8.	3	11:05	*42	7	29	2:38	FG
9.	3	7:12	35	3	65	:56	TD
10.	3	3:52	*41	8	20	3:07	MFG
11.	4	9:41	25	8	34	3:31	Downs

## GEORGIA TECH

#	Qtr	Clock	Spot	Plays	Yards	TOP	Result
1.	1	13:13	*45	2	45	:22	TD
2.	1	11:13	35	8	39	3:29	Fum.
3.	1	4:46	45	8	55	2:50	TD
4.	1	:18	21	3	(-3)	2:06	Punt
5.	2	10:42	19	5	36	2:06	Punt
6.	2	6:45	29	10	71	3:19	TD
7.	2	2:52	36	3	4	:36	Punt
8.	2	:58	2	3	9	:58	Half
9.	3	14:55	13	11	75	4:23	FG
10.	3	8:34	16	5	22	1:46	Punt
11.	3	5:02	47	3	(-6)	:54	Punt
12.	3	2:07	25	5	8	1:31	Punt
13.	4	11:10	25	3	9	2:00	Punt
14.	4	4:38	28	10	29	4:38	Game

## N.C. STATE

#	Qtr	Clock	Spot	Plays	Yards	TOP	Result
1.	1	15:00	25	3	1	:35	Inter.
2.	1	13:04	30	5	22	1:55	Punt
3.	1	2:18	29	12	71	3:14	TD
4.	2	9:23	23	11	68	4:08	FG
5.	2	1:42	20	12	58	1:42	MFG
6.	3	13:02	10	6	44	3:26	Punt
7.	3	8:01	*49	3	6	:44	Punt
8.	3	6:55	*49	9	49	3:24	TD
9.	3	:05	11	1	89	:05	TD
10.	4	12:16	21	3	9	2:04	Punt
11.	4	9:34	*27	7	27	3:03	TD
12.	4	1:50	*47	3	6	:26	Punt

## FLORIDA STATE

#	Qtr	Clock	Spot	Plays	Yards	TOP	Result
1.	1	15:00	17	3	(-3)	1:27	Punt
2.	1	11:44	27	8	31	4:16	Punt
3.	1	5:36	*20	6	20	2:45	TD
4.	2	14:54	26	15	71	6:34	Fum.
5.	2	6:39	*28	1	28	:08	TD
6.	2	5:05	30	9	62	3:26	FG
7.	2	:25	14	1	(-1)	:25	Half
8.	3	10:24	25	6	13	2:33	Punt
9.	3	7:25	29	6	28	2:34	Punt
10.	3	1:08	20	5	11	1:19	Punt
11.	4	13:47	19	8	36	3:25	Punt
12.	4	8:50	10	6	30	2:04	Fum.
13.	4	6:36	*44	6	44	3:31	TD
14.	4	2:13	*28	3	28	1:38	TD

## THE CITADEL

#	Qtr	Clock	Spot	Plays	Yards	TOP	Result
1.	1	10:02	40	5	60	1:49	TD
2.	1	7:20	*49	6	49	1:42	TD
3.	1	3:08	31	8	69	2:17	TD
4.	2	14:16	43	7	57	2:17	TD
5.	2	9:44	46	8	45	3:12	FG
6.	2	2:54	9	3	5	1:06	Punt
7.	2	:59	19	6	81	:54	TD
8.	3	14:52	39	1	61	:14	TD
9.	3	10:49	20	5	80	1:38	TD
10.	3	5:00	17	3	83	1:10	TD
11.	3	:15	29	6	21	3:02	Punt
12.	4	8:51	34	7	13	2:42	FG
13.	4	1:20	*47	4	28	1:20	Game

## SOUTH CAROLINA

#	Qtr	Clock	Spot	Plays	Yards	TOP	Result
1.	1	11:13	20	7	36	3:43	Punt
2.	1	2:56	15	5	19	2:18	Punt
3.	2	10:58	20	9	80	2:46	TD
4.	2	6:50	21	10	79	4:51	TD
5.	2	1:25	20	8	33	1:15	Punt
6.	3	15:00	39	1	61	:21	TD
7.	3	12:33	43	7	28	2:14	Downs
8.	3	8:56	31	13	69	2:47	TD
9.	3	1:52	11	6	30	2:39	Inter.
10.	4	13:21	29	13	43	6:25	Inter.
11.	4	2:45	25	4	17	2:45	Game

## MIAMI

#	Qtr	Clock	Spot	Plays	Yards	TOP	Result
1.	1	15:00	32	10	68	4:24	TD
2.	1	6:09	29	7	71	3:07	TD
3.	1	1:35	*41	9	41	3:46	TD
4.	2	10:16	15	11	34	4:39	Punt
5.	2	4:19	25	3	6	:44	Punt
6.	2	1:00	1	4	8	1:00	Downs
7.	3	12:50	*44	6	16	2:36	FG
8.	3	10:00	*47	3	3	2:03	Punt
9.	3	6:30	*43	6	43	3:13	TD
10.	3	1:56	*13	2	13	:55	TD
11.	4	14:20	38	3	(-12)	1:38	Punt
12.	4	11:36	11	3	2	1:12	Punt
13.	4	8:54	20	3	5	1:20	P

# 2017 OPPONENT OFFENSIVE DRIVE CHARTS



## KENT STATE

#	Qtr	Clock	Spot	Plays	Yards	TOP	Result
1.	1	13:42	25	3	5	2:23	Punt
2.	1	10:37	25	3	(-20)	3:15	Punt
3.	1	3:18	25	11	55	6:04	FG
4.	2	11:00	18	3	6	2:21	Punt
5.	2	5:48	10	3	0	2:22	Punt
6.	2	1:07	20	3	4	:24	Punt
7.	3	15:00	25	3	8	1:46	Punt
8.	3	10:39	22	3	(-4)	2:30	Punt
9.	3	7:29	22	6	21	3:32	Punt
10.	3	1:28	20	3	6	1:28	Punt
11.	4	11:01	25	6	17	4:26	Punt
12.	4	4:04	30	3	8	2:11	Punt

## AUBURN

#	Qtr	Clock	Spot	Plays	Yards	TOP	Result
1.	1	15:00	25	15	69	7:47	FG
2.	1	5:02	17	8	25	3:42	Punt
3.	1	1:13	*11	4	1	1:56	FG
4.	2	12:12	17	3	6	1:58	Punt
5.	2	6:47	29	6	16	2:46	Punt
6.	2	:43	21	3	10	:43	Half
7.	3	11:42	20	5	2	2:53	Punt
8.	3	7:54	44	7	5	2:15	Downs
9.	3	2:53	20	3	6	1:15	Punt
10.	3	:15	12	3	(-5)	1:33	Punt
11.	4	10:07	14	6	17	2:36	Punt
12.	4	6:05	45	5	(-5)	2:50	Punt

## LOUISVILLE

#	Qtr	Clock	Spot	Plays	Yards	TOP	Result
1.	1	15:00	31	3	9	1:20	Punt
2.	1	9:45	25	3	2	:52	Punt
3.	1	6:30	5	6	95	1:58	TD
4.	1	1:14	5	4	12	1:24	Punt
5.	2	11:52	25	3	4	1:30	Punt
6.	2	6:57	21	5	4	1:26	Punt
7.	2	4:06	25	4	14	:49	Punt
8.	2	:28	20	3	14	:28	Half
9.	3	11:29	20	5	14	2:32	Int.
10.	3	8:57	25	3	7	1:27	Punt
11.	3	2:16	25	9	75	3:31	TD
12.	4	11:56	15	11	85	4:19	TD
13.	4	6:13	22	3	(-3)	1:16	Punt
14.	4	2:47	9	7	86	1:36	Downs

## BOSTON COLLEGE

#	Qtr	Clock	Spot	Plays	Yards	TOP	Result
1.	1	15:00	25	7	25	3:08	Punt
2.	1	8:44	20	4	41	1:17	Punt
3.	1	5:32	39	5	2	2:49	Punt
4.	1	1:32	*28	4	2	1:03	MFG
5.	2	14:43	35	5	21	1:31	Punt
6.	2	7:09	35	6	19	1:53	Punt
7.	2	2:14	29	5	5	:55	Int.
8.	2	:06	*47	1	0	:06	Half
9.	3	11:11	34	6	30	2:32	Punt
10.	3	6:35	*37	8	37	3:05	TD
11.	3	2:10	24	3	9	2:00	Punt
12.	4	11:52	25	6	11	1:56	Punt
13.	4	5:34	24	3	3	1:08	Punt
14.	4	2:45	25	2	8	:23	Inter.
15.	4	:45	25	2	10	:45	Game

## VIRGINIA TECH

#	Qtr	Clock	Spot	Plays	Yards	TOP	Result
1.	1	15:00	24	3	1	1:32	Punt
2.	1	9:46	22	3	9	1:38	Punt
3.	1	6:48	25	3	4	2:01	Punt
4.	1	3:14	33	6	16	3:09	Punt
5.	2	12:40	7	3	8	1:26	Punt
6.	2	7:47	23	10	52	4:37	FG
7.	2	1:13	23	8	50	1:11	MFG
8.	3	13:27	45	2	6	:32	Fum.
9.	3	7:12	29	5	19	1:49	Downs
10.	3	3:54	21	9	60	3:31	Downs
11.	4	14:04	*2	1	2	:04	TD
12.	4	11:21	20	2	0	:13	Inter.
13.	4	11:08	35	9	34	3:37	Inter.

## WAKE FOREST

#	Qtr	Clock	Spot	Plays	Yards	TOP	Result
1.	1	12:53	21	3	8	1:28	Punt
2.	1	6:11	30	5	54	1:34	MFG
3.	1	:23	25	3	9	1:17	Punt
4.	2	10:05	*40	3	(-3)	1:24	Punt
5.	2	6:07	4	5	18	1:50	Punt
6.	2	:59	17	8	44	:59	Half
7.	3	15:00	25	3	4	1:17	Punt
8.	3	12:38	36	5	32	1:29	MFG
9.	3	7:31	25	3	0	1:14	Punt
10.	3	5:40	50	7	33	3:45	Downs
11.	4	14:12	6	3	(-2)	1:04	Punt
12.	4	11:41	22	9	78	3:09	TD
13.	4	6:33	40	10	60	4:05	TD

## SYRACUSE

#	Qtr	Clock	Spot	Plays	Yards	TOP	Result
1.	1	15:00	28	10	72	3:16	TD
2.	1	10:37	25	3	(-4)	1:25	Punt
3.	1	5:52	20	2	80	:39	TD
4.	1	2:17	07	5	14	2:24	Punt
5.	2	11:59	6	7	57	3:28	Fum.
6.	2	8:31	40	12	57	4:42	FG
7.	2	3:00	31	3	4	1:02	Punt
8.	2	:36	21	2	(-2)	:36	Half
9.	3	12:32	1	6	13	1:27	Punt
10.	3	8:27	18	4	82	1:15	TD
11.	3	6:16	21	3	(-16)	2:24	Punt
12.	3	:45	21	16	68	6:04	FG
13.	4	6:10	41	12	24	6:10	Game

## GEORGIA TECH

#	Qtr	Clock	Spot	Plays	Yards	TOP	Result
1.	1	15:00	24	4	21	1:47	Fum.
2.	1	12:44	16	3	(-2)	1:31	Punt
3.	1	7:44	26	5	66	2:51	FG
4.	1	1:48	26	3	3	1:30	Punt
5.	2	13:12	43	3	(-5)	2:30	Punt
6.	2	8:36	15	3	4	1:51	Punt
7.	2	3:18	25	3	(-5)	:26	Punt
8.	2	2:16	25	4	23	1:18	Punt
9.	3	10:25	28	3	3	1:51	Punt
10.	3	6:48	21	3	(-2)	1:46	Punt
11.	3	4:08	25	3	6	2:01	Punt
12.	3	:36	31	8	44	4:26	Downs
13.	4	9:10	21	12	79	4:27	TD

## N.C. STATE

#	Qtr	Clock	Spot	Plays	Yards	TOP	Result
1.	1	14:25	*40	3	40	1:16	TD
2.	1	11:09	15	3	5	2:10	Punt
3.	1	8:59	35	12	65	6:34	TD
4.	2	14:04	25	10	75	4:35	TD
5.	2	5:09	20	10	63	3:27	MFG
6.	3	15:00	25	5	10	1:58	Punt
7.	3	9:36	1	3	4	1:35	Punt
8.	3	7:17	10	3	0	:22	Punt
9.	3	3:25	17	6	34	3:20	Punt
10.	4	15:00	35	6	65	2:37	TD
11.	4	10:12	28	2	(-9)	:38	Inter.
12.	4	6:25	15	13	81	4:34	FG
13.	4	1:24	20	10	47	1:24	Inter.

## FLORIDA STATE

#	Qtr	Clock	Spot	Plays	Yards	TOP	Result
1.	1	13:33	41	3	2	1:49	Punt
2.	1	7:28	10	6	10	1:52	Fum.
3.	1	2:46	14	6	11	2:52	Punt
4.	2	8:20	3	3	1	1:41	Punt
5.	2	6:34	25	3	(-1)	1:29	Punt
6.	2	1:33	16	5	23	1:08	Punt
7.	3	15:00	25	8	50	4:36	Downs
8.	3	7:51	16	3	0	:26	Punt
9.	3	4:51	10	7	90	3:38	TD
10.	4	14:49	37	3	(-4)	1:02	Punt
11.	4	10:22	15	3	85	1:29	TD
12.	4	6:46	*40	1	0	:10	Inter.
13.	4	3:00	27	4	1	:47	Downs
14.	4	:29	31	1	6	:29	Game

## THE CITADEL

#	Qtr	Clock	Spot	Plays	Yards	TOP	Result
1.	1	15:00	25	9	35	4:58	Downs
2.	1	8:07	27	3	2	:47	Inter.
3.	1	5:38	25	3	(-1)	2:30	Punt
4.	1	:51	25	3	6	1:35	Punt
5.	2	11:49	20	4	(-12)	2:05	Punt
6.	2	6:32	25	7	25	3:38	Punt
7.	2	1:48	40	3	3	:49	Punt
8.	3	14:30	22	6	34	3:41	Punt
9.	3	9:03	29	6	16	4:03	Punt
10.	3	3:42	20	5	9	3:27	Punt
11.	4	12:13	18	6	16	3:22	Downs
12.	4	6:00	28	5	59	3:10	FG
13.	4	2:50	47	3	3	1:30	Inter.

## SOUTH CAROLINA

#	Qtr	Clock	Spot	Plays	Yards	TOP	Result
1.	1	15:00	27	6	18	3:47	Punt
2.	1	7:30	1	2	3	:40	Inter.
3.	1	6:50	18	7	30	3:54	Punt
4.	1	:38	6	9	39	4:40	Punt
5.	2	8:12	26	3	1	1:22	Punt
6.	2	1:59	40	3	0	:34	Punt
7.	2	:10	14	1	(-2)	:10	Half
8.	3	14:39	25	5	15	2:06	Inter.
9.	3	10:19	29	3	(-6)	1:23	Punt
10.	3	2:47	20	3	5	:55	Punt
11.	4	14:13	*22	4	(-1)	:52	FG
12.	4	6:56	20	9	80	4:11	TD

## MIAMI

#	Qtr	Clock	Spot	Plays	Yards	TOP	Result
1.	1	10:30	25	3	4	1:51	Punt
2.	1	8:39	*37	6	8	2:30	MFG
3.	1	3:02	25	3	0	1:27	Punt
4.	2	12:44	20	6	16	2:28	Punt
5.	2	5:37	20	3	9	1:18	Punt
6.	2	3:35	39	6	17	2:35	Punt
7.	3	14:54	24	5	15	2:04	Punt
8.	3	10:08	27	1	20	:08	Fum.
9.	3	7:57	17	4	18	1:27	Inter.
10.	3	3:12	21	5	26	1:16	Inter.
11.	3	1:01	25	3	3	1:41	Punt
12.	4	12:42	43	4	13	1:06	Punt
13.	4	10:24	*47	3	(-4)	1:30	Punt
14.	4	7:34	40	9	54	4:05	FG

# 2017 PARTICIPATION

#	Player	KSU	AUB	LOU	BOC	VAT	WFU	SYR	GAT	NCS	FSU	CIT	USC	MIA	ALA	Total	2017 G-S	Career G-S
73	Tremayne Anchrum, OT	*35	*53	*52	*52	29	42	34	35	50	45	*35	*43	35		540	13-6	24-7
96	Michael Batson, P	ST														0	1-0	2-0
11	Shadell Bell, TE	8		6	3	3	3		4			14	7	6		54	9-0	12-0
61	Kaleb Bevelle, DE	3										7				10	2-0	5-0
60	Kelby Bevelle, OT	30										17	4			51	3-0	5-0
7	Austin Bryant, DE	*27	*60	*46	*51	*46	*36	*83	*31	*82	*51	*24	*39	*33		609	13-13	34-13
2	Kelly Bryant, QB	*48	*64	*74	*80	*63	*66	*29	*70	*78	*82	*34	*67	*61		816	13-13	25-13
8	Deon Cain, WR	*23	*56	*46	54	*46	*44	*53	*40	*63	*66	*24	*42	*47		604	13-12	40-13
31	Ryan Carter, CB	*15	*61	*36	*45	*63	*31	*84	*57	*78	*35	*29	*56	*39		629	13-13	54-28
59	Gage Cervenka, C	16		7	4	2	9		5		3	32	7	16		101	10-0	16-0
25	J.C. Chalk, TE	14		5	1	2	ST		2			12	5	5		46	9-0	9-0
18	T.J. Chase, WR	26	4	17	11	10	20	ST	15	5	6	22	18	16		170	13-0	13-0
26	Adam Choice, RB	12	21	9	12	ST	15	10	21		20	10	11	12		153	12-0	29-0
6	Zerrick Cooper, QB	14	4	4	4	2	16	29				18	4	9		104	10-0	10-0
89	Drew Costa, PK											ST				0	1-0	1-0
32	Kyle Cote, S	ST	ST	ST	ST	ST	ST	ST	ST	ST	ST	ST	ST	ST		0	13-0	21-0
55	Tyrene Crowder, OG	*37	*49	*54	*54	*38	*57	*40	43	*45	*48	*13	*29	*30		537	13-12	47-40
27	Alex Dalton, S											ST				0	1-0	1-0
33	J.D. Davis, LB	12	4	18	20	36	29	ST	*24	32	*55	*33	*8	14		285	13-4	36-4
36	Judah Davis, LB	5	ST	10	ST	ST	ST	ST	ST	ST	1	25	10	3		54	13-0	39-0
9	Brian Dawkins Jr., CB											ST				0	1-0	1-0
29	Marcus Edmond, CB	13	1									17		15		46	4-0	36-3
86	Ryan Ennis, TE											4				4	1-0	1-0
9	Travis Etienne, RB	15		7	13	11	28	14	19	35	27	14	21	18		222	12-0	12-0
50	Justin Falcinelli, C	*41	*69	*71	*81	*63	*80	*59	*75	*83	*82	*21	*77	*60		862	13-13	37-13
28	Tavien Feaster, RB	11	25	34	*41	*42	*32	*29	*17	*22	*26	*13	*32	*24		348	13-10	25-10
99	Clelin Ferrell, DE	*26	*67	*56	*54	*54	*48	*81	*25	*84	*51	*27	*39	*35		647	13-13	28-28
2	Mark Fields, CB	10	*41	27	ST	*71	*40	*57								246	7-4	35-5
35	Justin Foster, DE	9		2	5	8			4		1	25	9	21		84	9-0	9-0
27	C.J. Fuller, RB	*24	*21	*30	18	11	12	4	21	18	9	19	14	21		222	13-3	44-3
92	Daniel Funderburk, DT											1				1	1-0	1-0
77	Zach Giella, OL											25	1	6		34	4-0	9-0
64	Pat Godfrey, C	21		2	ST	ST	ST	ST	ST	ST	ST	18	1	6		48	12-0	15-0
87	D.J. Greenlee, TE	12	22	17			12	8	5	7	26	17	25	15		166	11-0	34-0
83	Carter Groomes, WR	7							3			4				14	3-0	3-0
39	Christian Groomes, PK	ST			ST	ST						ST				0	4-0	7-0
51	Taylor Hearn, OG	*37	*69	*73	*66	*53	*71	*47	*57	*60	*50	*21	*61	*42		707	13-13	42-28
5	Te Higgins, WR	25	4	18	15	10	18		15	10	8	15	17	20		175	12-0	12-0
88	Jayson Hopper, WR	5							3			3				11	3-0	3-0
92	Greg Huegel, PK	*ST	*ST	*ST												0	3-3	33-33
67	Albert Huggins, DT	13	2	19	14	18	18	7	15		*40	*29	15	16		206	12-2	30-2
75	Mitch Hyatt, OT	*37	*69	*66	*66	*63	*71	*59	*65	*80	*68		*68	*60		772	12-12	42-41
10	Tucker Israel, QB																0-0	2-0
37	Austin Jackson, S	ST										ST				0	2-0	2-0
45	Josh Jackson, DB											ST				0	1-0	1-0
14	Denzel Johnson, S			7	ST	2	ST	ST	ST	ST	3	30	ST	11		53	11-0	24-0
15	Hunter Johnson, QB	20		3			7		10			16	14	6		76	7-0	7-0
93	Sterling Johnson, DT	18		8	7	8	7					26	4	5		83	8-0	11-0
34	Kendall Joseph, LB	*25	*62	*55	*54	*59	*54	*87	56	*70			*44	*46		612	11-10	33-25
22	Xavier Kelly, DE	10		6	6	15	9				1	22		7		76	8-0	8-0
97	Carson King, P	ST				ST						ST				0	3-0	4-1
57	Tre Lamar, LB	*22	37	*28	*50	*35	*31	2	*46	*62	*18					331	10-8	25-8
90	Dexter Lawrence, DT	*23	*48	*31	*31	*40	*30	*66	*14	*46			*29	*29		387	11-11	26-22
37	Ryan Mac Lain, RB	2										1				3	2-0	4-0
46	Jarvis Magwood, LB	3										ST				3	2-0	5-0
32	Sylvester Mayers, RB											ST				0	1-0	1-0
21	Ray-Ray McCloud, WR/CB	*27	*54	*39	*55	*45	*49	*53	*44	*62	*64	*18	*37	*28		585	13-13	39-19
95	Isaac Moorhouse, OT											3				3	1-0	1-0
69	Maverick Morris, DL	22	21	27	28	24	35	19	*35	38	36	24	51	41		401	13-1	47-4
40	Hall Morton, S	ST			ST		ST				ST	ST				0	5-0	5-0
1	Trayvon Mullen, CB	*22	*58	*40	*46		28	*85	*57	*83	*58	*30	*56	*37		600	12-11	25-11
19	Tanner Muse, S	*28	*69	*11	*62	*51	*47	*74	*26	*49	1	13	24	12		467	13-9	28-9
6	Dorian O'Daniel, LB	*22	*62	*50	*39	*52	*48	*83	*45	*80	*58	*26	*43	*46		654	13-13	55-26
14	Diondre Overton, WR	24	10	21	11	11	28	5	23	10	14	20	27	17		221	13-0	21-0
70	Seth Penner, OG	21			3				2			11	4			41	5-0	8-0
58	Patrick Phibbs, LS	ST	ST	ST	ST	ST	ST	ST	ST	ST	ST	ST	ST	ST		0	13-0	13-0
44	Nyles Pinckney, DT	13	6	11	13	11	13	1	28	10	19	25	9	12		171	13-0	13-0
76	Sean Pollard, OL	33	15	26	28	*37	*50	*25	*45	*33	*60	*39	53	*33		477	13-8	25-15
17	Cornell Powell, WR	19	2	18	10	10	15	ST	12	8	7	21	16	11		149	13-0	22-0
78	Chandler Reeves, OT	21			4							25	3			53	4-0	4-0
45	Chris Register, DE	14	4	8	13	22	35	13	28	6	14	21	19	22		219	13-0	25-0
21	Darien Rencher, RB	8										6	6			20	3-0	3-0
31	Cole Renfrow, TE	ST														0	1-0	1-0
13	Hunter Renfrow, WR	*24	*50	*45	61	*46	*44	*51	*45	*66	*67	*14	*46	*41		600	13-12	39-31
80	Milan Richard, TE	*35	*50	*50	*62	*49	*52	*27	*48	*50	*46	*13	*29	*37		548	13-13	43-13
50	Jabril Robinson, DT		21	30	14	21	21	18	28	11		16	8	18		206	11-0	23-0
3	Amari Rodgers, WR	26	10	23	14	10	26	5	19	13	13	20	30	22		231	13-0	13-0
97	Nick Rowell, DE											2				2	1-0	1-0
54	Logan Rudolph, DE	12		14												26	2-0	2-0
39	Cameron Scott, DB	ST										ST				0	2-0	4-0
41	Connor Sekas, LB	ST										2				2	2-0	3-0
11	Isaiah Simmons, S	21	ST	52	14	22	21	24	31	11	6	19	9	23		253	13-0	13-0
74	John Simpson, OG	26		18	33	10	32	12	20	23	30	40	22	34		300	12-0	21-0
47	James Skalski, LB	13	ST	7	5	3	ST	ST	11	2	4	*36	36	*32		149	13-2	27-2
84	Cannon Smith, TE	14	ST	10	*19	13	24	8	25	9	17	11	10	15		175	13-1	43-1
43	Chad Smith, LB	13	13	15	4	11	11	1	ST	7	39	ST		12		126	12-0	27-0
5	Shaq Smith, LB	8	ST	7	2	ST	ST	ST	ST	ST	1	31	9	15		73	13-0	13-0
23	Van Smith, S	9		*46	*56	*52	*47	*71	*57	*72	*59	*19	*41	*41		570	12-12	41-27
41	Alex Spence, PK	ST			*ST	*ST	*ST	*ST	*ST	*ST	*ST	*ST	*ST	*ST		0	11-10	16-10
52	Austin Spence, LS	ST	ST	ST	ST	ST	ST	ST	ST	ST	ST	ST	ST	ST		0	13-0	15-0
48	Will Spiers, P	*ST	*ST	*ST	*ST	*ST	*ST	*ST	*ST	*ST	*ST	*ST	*ST	*ST		0	13-13	13-13
62	Cade Stewart, OL	36		5	4	2	3		5			32	4	7		98	9-0	9-0
20	Jack Swinney, WR	5							3			7	3			18	4-0	6-0
16	Will Swinney, WR	13	ST	5	ST	ST	ST	ST	4	ST	ST	11	2	5		40	13-0	13-0
8	A.J. Terrell, CB	21	11	28	25	5	28	15	ST	14	25	34	ST	24		230	13-0	13-0
35	Ty Thomason, RB	7										3				10	2-0	5-0
1	Trevion Thompson, WR	21	11	21	*18	10												



# 2017 GAME-BY-GAME STARTERS

Position	KS	AU	LOU	BC	VT	WF	SYR	GT	NCS	FSU	CIT	SC	MIA
LT	Hyatt	Hyatt	Hyatt	Hyatt	Hyatt	Hyatt	Hyatt	Hyatt	Hyatt	Hyatt	Anchrum	Hyatt	Hyatt
LG	Hearn	Hearn	Hearn	Hearn	Hearn	Hearn	Hearn	Hearn	Hearn	Hearn	Hearn	Hearn	Hearn
C	Falcinelli	Falcinelli	Falcinelli	Falcinelli	Falcinelli	Falcinelli	Falcinelli	Falcinelli	Falcinelli	Falcinelli	Robinson	Falcinelli	Falcinelli
RG	Crowder	Crowder	Crowder	Crowder	Crowder	Crowder	Crowder	Morris	Crowder	Crowder	Crowder	Crowder	Crowder
RT	Anchrum	Anchrum	Anchrum	Anchrum	Anchrum	Pollard	Pollard	Pollard	Pollard	Pollard	Pollard	Anchrum	Pollard
TE	Richard	Richard	Richard	Richard	Richard	Richard	Richard	Richard	Richard	Richard	Richard	Richard	Richard
WR/TE	Cain	Cain	Cain	C. Smith	Cain	Cain	Cain	Cain	Cain	Cain	Cain	Cain	Cain
QB	Bryant	Bryant	Bryant	Bryant	Bryant	Bryant	Bryant	Bryant	Bryant	Bryant	Bryant	Bryant	Bryant
RB	Fuller	Fuller	Fuller	Feaster	Feaster	Feaster	Feaster	Feaster	Feaster	Feaster	Feaster	Feaster	Feaster
WR	Renfrow	Renfrow	Renfrow	Thompson	Renfrow	Renfrow	Renfrow	Renfrow	Renfrow	Renfrow	Renfrow	Renfrow	Renfrow
WR	McCloud	McCloud	McCloud	McCloud	McCloud	McCloud	McCloud	McCloud	McCloud	McCloud	McCloud	McCloud	McCloud
DE	Ferrell	Ferrell	Ferrell	Ferrell	Ferrell	Ferrell	Ferrell	Ferrell	Ferrell	Ferrell	Ferrell	Ferrell	Ferrell
DT	Lawrence	Lawrence	Lawrence	Lawrence	Lawrence	Lawrence	Lawrence	Lawrence	Lawrence	Huggins	Huggins	Lawrence	Lawrence
DT	Wilkins	Wilkins	Wilkins	Wilkins	Wilkins	Wilkins	Wilkins	Wilkins	Wilkins	Wilkins	Wilkins	Wilkins	Wilkins
DE	Bryant	Bryant	Bryant	Bryant	Bryant	Bryant	Bryant	Bryant	Bryant	Bryant	Bryant	Bryant	Bryant
SLB	O'Daniel	O'Daniel	O'Daniel	O'Daniel	O'Daniel	O'Daniel	O'Daniel	O'Daniel	O'Daniel	O'Daniel	O'Daniel	O'Daniel	O'Daniel
MLB/CB	Lamar	Fields	Lamar	Lamar	Lamar	Lamar	Mullen	Lamar	Lamar	Lamar	Skalski	Joseph	Skalski
WLB	Joseph	Joseph	Joseph	Joseph	Joseph	Joseph	Joseph	J.D. Davis	Joseph	J.D. Davis	J.D. Davis	J.D. Davis	Joseph
CB	Carter	Carter	Carter	Carter	Carter	Carter	Carter	Carter	Carter	Carter	Carter	Carter	Carter
S	Muse	Muse	Muse	Muse	Muse	Muse	Muse	Muse	Muse	Wallace	Wallace	Wallace	Wallace
S	V. Smith	Wallace	V. Smith	V. Smith	V. Smith	V. Smith	V. Smith	V. Smith	V. Smith	V. Smith	V. Smith	V. Smith	V. Smith
CB	Mullen	Mullen	Mullen	Mullen	Fields	Fields	Fields	Mullen	Mullen	Mullen	Mullen	Mullen	Mullen
PK	Huegel	Huegel	Huegel	Spence	Spence	Spence	Spence	Spence	Spence	Spence	Spence	Spence	Spence
P	Spiers	Spiers	Spiers	Spiers	Spiers	Spiers	Spiers	Spiers	Spiers	Spiers	Spiers	Spiers	Spiers

Note: **Bold** denotes a Clemson home game.

## INDIVIDUAL CAREER HIGHS

### RUSHING

#	Player	Carries	Yards	*Yards/Carries	Touchdowns	Long
2	Kelly Bryant	<b>22, BC '17</b>	<b>106, BC '17</b>	<b>5.6, GT '17</b>	2, Many (5)	59, MIA '15
26	Adam Choice	<b>16, LOU '14</b>	<b>74, SCS '14</b>	<b>6.2, SCS '14</b>	1, Many (7)	<b>34, NCS '14</b>
9	Travis Etienne	<b>15, BC '17</b>	<b>113, BC '17</b>	<b>6.9, FSU '17</b>	2, Many (3)	81, LOU '17
28	Tavien Feaster	<b>20, BC '17</b>	105, NCS '17	<b>9.2, LOU '17</b>	1, many (9)	89, NCS '17
27	C.J. Fuller	<b>16, NCS '16</b>	<b>56, NCS '16</b>	<b>3.6, WF '15</b>	<b>2, KS '17</b>	<b>27, USC '16</b>

### PASSING

#	Player	Completions	Attempts	%Percentage	Yards	Touchdowns	Long
2	Kelly Bryant	23, SC '17, MIA '17	38, NCS '17	79.3, MIA '17	316, LOU '17	<b>3, CIT '17</b>	79, LOU '17
6	Zerrick Cooper	10, SYR '17	14, SYR '17	71.4, SYR '17	<b>105, CIT '17</b>	<b>1, KSU, CIT '17</b>	<b>39, CIT '17</b>
15	Hunter Johnson	<b>7, CIT '17</b>	<b>8, CIT '17</b>	-----	144, CIT '17	<b>1, WFU, CIT '17</b>	<b>78, CIT '17</b>
10	Tucker Israel	<b>3, SCS '16</b>	<b>3, SCS '16</b>	-----	<b>22, SCS '16</b>	-----	<b>17, SCS '16</b>

#	Player	%Efficiency	%Yards/Attempts	%Yards/Completions	Interceptions	Plays	Total Offense
2	Kelly Bryant	<b>210.0, CIT '17</b>	<b>10.7, KS '17</b>	<b>15.5, VT '17</b>	<b>2, BC '17</b>	58, NCS '17	342, LOU '17
6	Zerrick Cooper	124.2, SYR '17	6.8, SYR '17	8.0, SYR '17	-----	78, SYR '17	78, SYR '17
15	Hunter Johnson	-----	-----	-----	1, USC '17	<b>20, KS '17</b>	<b>39, KS '17</b>
10	Tucker Israel	-----	-----	-----	-----	<b>3, SCS '16</b>	<b>22, SCS '16</b>

### RECEIVING

#	Player	Receptions	Yards	*Yards/Receptions	Touchdowns	Long
8	Deon Cain	9, NCS '17	<b>140, CIT '17</b>	<b>28.0, CIT '17</b>	<b>2, many (3)</b>	<b>67, BC '15</b>
26	Adam Choice	4, FSU '14	46, FSU '14	11.5, FSU '14	-----	<b>16, NCS '14</b>
9	Travis Etienne	2, MIA '17	23, USC '17	-----	-----	23, USC '17
5	Tee Higgins	<b>6, CIT '17</b>	<b>178, CIT '17</b>	<b>29.7, CIT '17</b>	<b>2, CIT '17</b>	<b>78, CIT '17</b>
34	Ray-Ray McCloud	<b>8, WOF '15, GT '16</b>	115, LOU '17	16.4, LOU '17	<b>2, SCS '16</b>	79, LOU '17
14	Diondre Overton	<b>2, Many (3)</b>	48, LOU '17	-----	<b>1, SCS '16</b>	<b>45, SCS '16</b>
17	Cornell Powell	5, GT '16	44, GT '16	8.8, GT '16	-----	18, GT '16
13	Hunter Renfrow	10, AL '16	93, NCS '15	23.3, NCS '15	2, AL '15, '16 USC '17	61, SC '17
80	Milan Richard	<b>3, Many (3)</b>	<b>70, KS '17</b>	<b>6.3, BC '17</b>	<b>1, GT '17</b>	<b>44, KS '17</b>
3	Amari Rodgers	<b>3, KS '17, MIA '17</b>	<b>19, KS '17</b>	<b>6.3, KS '17</b>	-----	13, SYR '17, SC '17
16	Will Swinney	1, LOU, CIT '17	<b>15, CIT '17</b>	-----	-----	<b>15, CIT '17</b>
20	Jack Swinney	<b>2, CIT '17</b>	<b>6, CIT '17</b>	-----	-----	<b>6, CIT '17</b>
1	Trevion Thompson	<b>3, GT '15, FSU '17</b>	<b>47, GT '15</b>	<b>15.7, GT '15</b>	<b>1, SCS '16</b>	<b>33, GT '15</b>
44	Garrett Williams	<b>1, SCS '16</b>	<b>13, SCS '16</b>	-----	-----	<b>13, SCS '16</b>

\* - minimum 10 carries; % - minimum 10 completions; • - minimum three receptions; Note: **Bold** denotes a Clemson home game.

### TACKLES

#	Player	Tackles
61	Kaleb Bevelle	<b>2, SCS '16</b>
91	Austin Bryant	<b>9, APP '15</b>
31	Ryan Carter	<b>5, AUB '17</b>
33	J.D. Davis	11, VT '17
36	Judah Davis	<b>5, CIT '17</b>
29	Marcus Edmond	<b>7, LOU '16</b>
99	Clelin Ferrell	12, NCS '17
2	Mark Fields	6, VT '17
35	Justin Foster	<b>4, CIT '17</b>
67	Albert Huggins	<b>5, SCS '16</b>
14	Denzel Johnson	<b>5, USC '16</b>
93	Sterling Johnson	<b>4, KS '17</b>
34	Kendall Joseph	14, AUB '16
22	Xavier Kelly	<b>5, CIT '17</b>
57	Tre Lamar	<b>10, WF '17</b>
90	Dexter Lawrence	10, AUB '16
23	Trayvon Mullen	9, NCS '17
19	Tanner Muse	10, SYR '17
6	Dorian O'Daniel	<b>15, AUB '17</b>
44	Nyles Pinckey	<b>5, CIT '17</b>
45	Chris Register	3, BC '16
50	Jabril Robinson	<b>8, WOF '15</b>
11	Isaiah Simmons	9 LOU '17
47	James Skalski	<b>9, CIT '17</b>
43	Chad Smith	6 BC '16
23	Van Smith	<b>14, TROY '16, LOU '16</b>
38	Amir Trapp	<b>3, SYR '16</b>
24	Nolan Turner	<b>6, CIT '17</b>
12	K'Von Wallace	5, NCS '17
42	Christian Wilkins	10, LOU '15, OU '15
30	Jalen Williams	7, VT '16
49	Richard Yeargin	<b>6, GT '15</b>

Note: **Bold** denotes a Clemson home game.

# GAME 1

## KENT STATE

## 3

## CLEMSON

## 56

SEPT. 2, 2017 • MEMORIAL STADIUM • CLEMSON, S.C.

The No. 5 Clemson Tigers opened the 2017 season in grand fashion by defeating the Kent State Golden Flashes 56-3 at Memorial Stadium, with the 56 points marking the highest scoring output by the Tigers in a season opener since 1990.

Led by junior quarterback Kelly Bryant, who was making his first career start, Clemson compiled 665 yards on offense in the Tigers' first game as defending national champions. Bryant was especially efficient on the day, accruing 313 total yards, a program record for an opening game. Going 16-22 through the air for 236 yards, Bryant set the tone early by marching the offense down the field on three consecutive scoring drives.

Running back C.J. Fuller struck first, scoring on a 26-yard run. On the ensuing drive, Bryant connected with wide receiver Deon Cain up the seam for a 61-yard touchdown, putting Clemson up 14-0.

Late in the first, running back Adam Choice capped off a 10-play, 54-yard drive with a three-yard rushing touchdown, one of six rushing scores on the day for the Tigers. With 353 yards on the ground and four rushers clearing the 50-yard mark, the running game was an integral factor behind Clemson's commanding victory.

Bryant was effective with his feet, as well as his arm, as the quarterback amassed 77 yards rushing and scored on an eight-yard run late in the second quarter to send the Tigers into the half leading 28-3.

The second half saw several new faces for Clemson become involved in the offensive action as part of another 28-point half. Running back Travis Etienne burst onto the scene with an impressive 54-yard carry and a four-yard score. Finishing as the game's leading rusher, Etienne compiled 81 yards on the ground.

Freshman quarterbacks Zerrick Cooper and Hunter Johnson made an impact, with the two newcomers splitting time in the second half and playing well. Cooper, who went 4-6 for 37 yards, made a splash with a 14-yard touchdown pass to wide receiver Cornell Powell in the third quarter, which served as the first career touchdown for both Cooper and Powell.

The running game continued to pay dividends for the Tigers out of the half, as the Tigers increased their lead to 42-3 early in the third quarter by way of Fuller's second rushing score of the contest and a 47-yard dash to the endzone by sophomore running back Tavien Feaster soon afterward.

### GAME STATS

Kent State	0	3	0	0	3
Clemson	21	7	21	7	56

CU	Fuller 26 run (Huegel Kick) 1st, 13:42, 4-65
CU	Cain 61 pass from Bryant (Huegel Kick) 1st, 10:37, 2-70
CU	Choice 3 run (Huegel Kick) 1st, 3:18, 10-54
KS	Hynes 37 FG, 2nd, 12:14, 11-55
CU	Bryant 8 run (Huegel Kick) 2nd, 1:13, 9-55
CU	Fuller 2 run (Huegel Kick) 3rd, 10:44, 7-89
CU	Feaster 47 run (Huegel Kick) 3rd, 7:35, 2-55
CU	Powell 14 pass from Cooper (Huegel Kick) 3rd, :33, 10-80
CU	Etienne 4 run (Spence Kick) 4th, 11:01, 8-92
Attendance - 80,121 Weather - Sunny, 75°	

Team Statistics	KSU	CU
First Downs	5	34
Rushing	45-119	43-353
Passing	1-5-0	25-35-1
Passing Yards	1	312
Total Offense	49-120	78-665

#### Rushing (Car-Yards-TD)

KSU	Holley 10-53, Gamble 5-21, Rankin 7-11, Washington 9-10, Carrigan 1-9, Matthews 6-8, Bolas 2-7, Singleton 2-5, James 1-(-1) Hibbler 1-(-4)
CU	Etienne 8-81-1, Bryant 7-77-1, Feaster 6-69-1, Fuller 7-51-2, Thomason 4-32, Rencher 4-27, Choice 4-20-1, Cooper 1-11, Mac Lain 1-(-2)

#### Passing (Cm-Att-Yards-I-TD)

KSU	Holley 1-4-1-0-0, Bolas 0-1-0-0-0
CU	Bryant 16-21-236-1-1, Johnson 5-6-39-0-0, Cooper 4-6-37-0-1

#### Receiving (Rec-Yards-TD)

KSU	Rankin 1-1
CU	McCloud 3-24, Rodgers 3-19, Cain 2-70-1, Richard 2-70, Chalk 2-19, Higgins 2-18, Renfrow 2-15, Fuller 2-13, Powell 1-14-1, Thompson 1-14, Choce 1-8, Overton 1-8, Bell 1-8, Groomes 1-7, Hopper 1-4

# GAME 2

## AUBURN

## 6

## CLEMSON

## 14

SEPT. 9, 2017 • MEMORIAL STADIUM • CLEMSON, S.C.

Powered by a defense that sacked Auburn's quarterback 11 times, the No. 3 Clemson football team defeated No. 13 Auburn 14-6 at Death Valley on Saturday night. With the win, Clemson improves to 2-0 on the year, while Auburn drops to 1-1.

Junior quarterback Kelly Bryant led the offensive charge for Clemson, passing for 181 yards and rushing for 68. On defense, Clemson was sparked by Dorian O'Daniel, whose 14 tackles—10 in the first half—were a career high for the redshirt graduate linebacker. Junior defensive lineman Christian Wilkins added another 10 tackles, and junior defensive end Austin Bryant had four of Clemson's 11 sacks.

Auburn scored the only points of the first quarter just under eight minutes in on a Daniel Carlson 24-yard field goal that capped off the first drive. They doubled their lead early in the second quarter, this time on a 28-yarder by Carlson.

Clemson took its first lead with less than a minute left in the first half on a three-yard touchdown rush by junior quarterback Kelly Bryant. The 12-play scoring drive was highlighted by 29-yard pass from Bryant to junior receiver Ray-Ray McCloud on third down, and Clemson

found the endzone two plays later. Following the Bryant score, Clemson had a 7-6 lead at halftime.

Bryant opened the scoring in the second half, capping off Clemson's first drive of the half with a 27-yard rushing touchdown to give his squad a 14-6 lead early in the third quarter. That proved to be the final score, as Clemson's seven second-half sacks limited Auburn to 15 total yards with -25 rushing yards in the second half.

### GAME STATS

Auburn	3	3	0	0	6
Clemson	0	7	7	0	14

AU	Carlson 24 FG, 1st, 7:13, 15-69
AU	Carlson 28 FG, 2nd, 14:17, 4-1
CU	Bryant 3 run, 2nd, :48, 12-88
CU	Bryant 27 run, 3rd, 11:48, 8-79
Attendance - 81,799 Weather - Clear, 79°	

Team Statistics	AU	CU
First Downs	13	18
Rushing	42-38	36-99
Passing	13-24-0	20-31-0
Passing Yards	79	185
Total Offense	66-117	67-284

#### Rushing (Car-Yards-TD)

AU	Pettway 22-74, Stove 1-6, Cox 1-0, Stidham 18-(-42)
CU	Bryant 18-59, Choice 7-17, Feaster 3-15, Fuller 4-9, Fuller 4-9, Cooper 1-0

#### Passing (Cm-Att-Yards-I-TD)

AU	Stidham 13-24-79-0-0
CU	Bryant 19-29-181-0-0, Cooper 1-2-4-0-0

#### Receiving (Rec-Yards-TD)

AU	Davis 8-32, Hastings 2-12, Craig-Myers 1-23, Davis 1-7, Martin 1-5
CU	Renfrow 9-62, McCloud 6-81, Cain 2-27, Powell 1-6, Rodgers 1-5, Choice 1-4

71



# GAME 5

## CLEMSON

## 31

## VIRGINIA TECH

## 17

SEPT. 30, 2017 • LANE STADIUM • BLACKSBURG, VA.

Capped off by fourth quarter interceptions by Dorian O'Daniel and Austin Bryant, the No. 2 Clemson Tigers defeated the No. 12 Virginia Tech Hokies 31-17 at Lane Stadium.

With the win, Clemson remained undefeated at 5-0 on the year and 3-0 in the ACC, while Virginia Tech dropped to 4-1 overall and 2-1 in conference play.

Offensively, the Tigers were led by Kelly Bryant, who threw for 186 yards and a touchdowns on 12 completions. Bryant also rushed for 109 yards on 19 carries. O'Daniel piloted the Tiger defense, recovering a Hokie fumble, returning an interception 22 yards for his second pick six of the season and completing 10 tackles, including one of the Tigers' two sacks.

Clemson struck first, holding Virginia Tech to a three-and-out on its first drive before taking a 3-0 lead on an Alex Spence 23-yard field goal just over five minutes into the first quarter. After the Tiger defense forced another three-and-out on the ensuing Hokie drive, Clemson took a 10-0 lead on a Tavien Feaster 60-yard touchdown reception, the running back's first career receiving score.

The Hokies put their first points on the board with three minutes left in the second quarter on a Joey Slye

43-yard field goal that cut Clemson's lead to 10-3. The Tigers scored the last points before halftime, though, finishing a drive in which Deon Cain mustered 55 receiving yards with a C.J. Fuller one-yard touchdown run. Virginia Tech attempted and missed a 45-yard field goal as time expired in the first half, and Clemson took a 17-3 lead into the break.

The Tigers also opened the second half scoring, as Feaster gave the Tigers a 24-3 lead on a one-yard rushing score after O'Daniel recovered a Hokie fumble. The Tigers maintained that lead entering the final quarter, as the defense stopped a Virginia Tech fake field goal attempt in the final seconds of the third quarter.

Virginia Tech narrowed the Clemson lead to 24-10 a minute into the first quarter when it scored its first touchdown, a Sean Savoy two-yard run. O'Daniel's pick six came on the Hokies' next drive, putting the Tigers up 31-10. The Hokies scored the final points of the matchup with less than two minutes left in the game on a Josh Jackson 30-yard touchdown pass to Savoy.

### GAME STATS

Clemson	10	7	7	7	31
Virginia Tech	0	3	0	14	17

CU	Spence 23 FG, 1st, 9:54, 10-47
CU	Feaster 60 pass from Bryant (Spence Kick) 1st, 6:48, 3-66
VT	Slye 43 FG, 2nd, 3:10, 10-52
CU	Fuller 1 run (Spence Kick), 2nd, 1:19, 6-75
CU	Feaster 1 run (Spence Kick) 3rd, 7:12, 10-51
VT	Savoy 2 run (Slye Kick) 4th, 14:00, 1-2
CU	O'Daniel 22 inter. return (Spence Kick) 4th, 11:08
VT	Savoy 30 pass from Jackson (Slye Kick) 4th 1:32, 11-72
Attendance	- 65,632
Weather	- Clear, 61°

Team Statistics	CU	VT
First Downs	14	17
Rushing	43-146	28-90
Passing	12-21	30-45
Passing Yards	186	252
Total Offense	64-332	73-342

#### Rushing (Car-Yards-TD)

CU	Bryant 19-94, Feaster 9-29, Etienne 8-19, Fuller 4-10-1, McCloud 1-2, Rodgers 1-(-7), Team 1-(-1)
VT	Fox 5-39, McMillian 6-29, Jackson 9-13, McCleave 3-9, Savoy 2-8, Carroll 3-(-8)

#### Passing (Cm-Att-Yards-I-TD)

CU	Bryant 12-21-186-0-1
VT	Jackson 29-44-251-2-1, Bradburn 1-1-10-0

#### Receiving (Rec-Yards-TD)

CU	McCloud 3-35, Richard 3-14, Feaster 2-63-1, Cain 2-55, Renfrow 2-19
VT	Phillips 7-74, Savoy 4-35-1, Fox 4-13, Carroll 3-45, Murphy 3-43, Kumah 3-17, McCleave 2-14, McMillian 2-7, Keene 2-4

# GAME 6

## WAKE FOREST

## 14

## CLEMSON

## 28

OCT. 7, 2017 • MEMORIAL STADIUM • CLEMSON, S.C.

No. 2 Clemson continued its undefeated season in Saturday's homecoming matchup against Wake Forest, defeating the Demon Deacons 28-14 at Death Valley.

With the win, Clemson improved to 6-0 overall and 4-0 in the ACC, while Wake Forest dropped to 4-2 overall and 1-2 in conference play.

Offensively, Kelly Bryant, Zerrick Cooper and Hunter Johnson split time at quarterback for the Tigers, with Bryant completing 21 of 29 passes for 200 yards and a touchdown. Johnson went 5-for-5 for 42 yards and a touchdown, marking the freshman's first career scoring pass. Austin Bryant powered the defensive performance, garnering two of Clemson's eight tackles for loss, and Tanner Muse led the team with eight total tackles.

The Tigers scored on the opening drive of the game when Bryant connected with Deon Cain for a 28-yard touchdown just two minutes into the first quarter. Six minutes later, Clemson found the endzone again on a four-yard scoring run by Adam Choice. One missed field goal attempt by each team later, and the Tigers took a 14-0 lead into halftime.

The Demon Deacons missed another field goal to start the second half, and then Clemson upped its lead

to 21-0 midway through the third quarter when Travis Etienne ran in a one-yard touchdown. Johnson found Cannon Smith in the endzone early in the fourth quarter for both players' first career touchdown, giving Clemson a 28-0 lead.

Wake Forest scored its first points with just over eight minutes remaining in the game on a 16-yard touchdown pass from Kendall Hinton to Scotty Washington. Hinton threw an 11-yard touchdown pass to Cam Serigne six minutes later, doubling the Demon Deacon point total and putting the final score at 28-14 in favor of the Tigers.

### GAME STATS

Wake Forest	0	0	0	14	14
Clemson	14	0	7	7	28

CU	Cain 28 pass from Bryant (Spence Kick) 1st, 12:59, 7-75
CU	Choice 4 run (Spence Kick) 1st, 6:18, 12-76
CU	Etienne 1 run (Spence Kick) 3rd, 7:31, 9-68
CU	C. Smith 13 pass from Johnson (Spence Kick) 4th, 11:48, 4-32
WF	Washington 16 pass from Hinton (Weaver Kick) 4th, 8:32, 9-78
WF	Serigne 11 pass from Hinton (Weaver Kick) 4th, 2:28, 10-60
Attendance	- 80,567
Weather	- Mostly Cloudy, 80°

Team Statistics	WF	CU
First Downs	16	25
Rushing	35-133	48-190
Passing	14-30	29-41
Passing Yards	203	263
Total Offense	65-336	89-453

#### Rushing (Car-Yards-TD)

WF	Hinton 24-92, Byrd 5-21, Colburn 6-20
CU	Etienne 15-67-1, Feaster 11-54, Bryant 12-39, Choice 7-26-1, Fuller 2-6

#### Passing (Cm-Att-Yards-I-TD)

WF	Hinton 14-30-203-0-2
CU	Bryant 21-29-200-1-1, Cooper 2-6-16-0-0, Johnson 5-5-42-0-1

#### Receiving (Rec-Yards-TD)

WF	Dorch 5-78, Serigne 3-20-1, Washington 2-25-1, Wade 1-38, Freudenthal 1-26, Byrd 1-9, Hines 1-7
CU	Renfrow 6-61, McCloud 5-38, Cain 4-38-1, Higgins 3-39, Overton 2-26, Powell 2-15, Rodgers 2-11, Choice 2-8, Smith 1-13-1, Feaster 1-9, Chase 1-5

# CLEMSON 24 SYRACUSE 27

OCT. 13, 2017 • CARRIER DOME • SYRACUSE, N.Y.

The No. 2. Clemson Tigers (6-1, 4-1) lost their first contest in 11 months as part of a 27-24 upset victory by the Syracuse Orange (4-3, 2-1) at the Carrier Dome, ending a 20-game win streak for the Tigers over ACC Atlantic Division foes.

Outgaining the Tigers by 123 total yards, the Orange were led by a dominant showing from quarterback Eric Dungey, who went 20-32 for 278 yards and three touchdowns. Dungey and the Orange offense fired on all cylinders from the start, as Syracuse converted a 10-play, 72-yard drive into points on the game's opening possession. Connecting with running back Dontae Strickland on a 23-yard touchdown pass, Dungey provided the Orange with an early 7-0 lead.

Clemson was quick to answer the bell with a three-play, 62-yard scoring series taking place on the Tigers' first possession. With a 37-yard burst into the endzone, Clemson running back Tavien Feaster knotted the game up at 7-7. Feaster finished with 57 yards on seven carries.

Trailing 17-14 at halftime, Clemson was forced to go without starting quarterback Kelly Bryant in the second half due to injury, as he exited the game late in the second quarter. Therefore, Zerrick Cooper was under center

for the Tigers for the remainder of the game, going 10-14 for 88 yards.

Cooper and the Tiger offense used ideal field position on a series early in the third quarter to convert it into points, with Clemson kicker Alex Spence tying the game up at 17-17 with a 30-yard field goal.

Syracuse quickly regained the lead, however, driving 82 yards in four plays thereafter to take a 24-17 lead. Highlighted by a 45-yard run from Dungey, the possession was capped off by a 30-yard touchdown pass from Dungey to wideout Steve Ishmael with just over seven minutes remaining in the third quarter.

Clemson then reciprocated with an electrifying drive of its own, as running back Travis Etienne broke free for a 52-yard dash to the house, leveling the score at 24-24. The rush marked Etienne's fourth run of over 50 yards this season and also provided him with his sixth touchdown on the year.

Clemson attempted a pass on a fake punt just inside of Syracuse territory on its final possession but failed to convert, leading to a six-minute drive by the Orange that featured a critical conversion on third and 11, which ultimately enabled Syracuse to run out the clock.

## GAME STATS

Clemson	7	7	10	0	24
Syracuse	14	3	7	3	27

SU	Strickland 23 pass from Dungey, (Murphy Kick) 1st, 11:44, 10-72
CU	Feaster 37 run (Spence Kick) 1st, 10:37, 3-6
SU	Philips 66 pass from Dungey (Murphy Kick), 1st, 5:13, 2-80
CU	Muse 63 Fumble Recovery (Spence Kick) 2nd, 8:31
SU	Murphy 21 Field Goal, 2nd, 3:49, 12-57
CU	Spence 30 Field Goal, 3rd, 8:27, 7-29
SU	Ishmael 30 pass from Dungey, 3rd, 7:12, 4-82
CU	Etienne 52 run (Spence Kick), 3rd, 6:16, 3-65
SU	Murphy 30 Field Goal, 4th, 9:41, 16-68

Attendance - 42,475

Team Statistics	CU	SU
First Downs	16	28
Rushing	25-113	50-162
Passing	22-32	20-33
Passing Yards	204	278
Total Offense	57-317	83-440

### Rushing (Car-Yards-TD)

CU	Etienne 5-68-1, Feaster 7-57-1, Choice 3-12, Rodgers 1-(-6), Bryant 4-(-8), Cooper 5-(-10)
SU	Strickland 19-78, Dungey 21-61, Neal 3-23, Perkins 2-7, Philips 1-4, Mahoney 1-(-2)

### Passing (Cm-Att-Yards-I-TD)

CU	Bryant 12-17-116-0-0, Cooper 10-14-88-0-0, Spiers 0-1-0-0-0
SU	Dungey 20-32-278-0-3, Butler 0-1-0-0-0

### Receiving (Rec-Yards-TD)

CU	Cain 7-55, Renfrow 5-64, McCloud 4-23, Richard 3-41, Rodgers 1-13, Overton 1-6 Thompson 1-2
SU	Ishmael 6-73-1, Philips 4-94-1, Pierce 4-66, Strickland 2-20-1, Butler 2-10, Custis 1-15, Perkins 1-0

# GEORGIA TECH 10 CLEMSON 24

OCT. 28, 2017 • MEMORIAL STADIUM • CLEMSON, S.C.

The No. 7 Clemson football team picked up its 300th all-time win in Death Valley on Saturday, defeating the Georgia Tech Yellow Jackets by a score of 24-10. With the win, Clemson improved to 7-1 overall and 5-1 in the ACC, while Georgia Tech fell to 4-3 on the year and 3-2 in conference play.

Offensively, the Tigers were led in both rushing and passing by quarterback Kelly Bryant, who ran for 67 yards on 12 carries and threw for 207 yards and two touchdowns on 22 completions. The Clemson defense, who held the Yellow Jackets to negative passing yardage until late in the fourth quarter, totaled 11 tackles for loss by eight different players.

The Tigers jumped out to an early 7-0 lead just two minutes into the game after Van Smith recovered a Georgia Tech fumble on the Yellow Jackets' first drive, and Bryant connected with Deon Cain for a 38-yard score two plays later. Georgia Tech cut into the Tigers' lead with five minutes remaining in the first quarter on a 25-yard Brenton King field goal, set up by a KirVonte Benson 65-yard run earlier in the drive. Milan Richard hauled in a 20-yard touchdown pass three minutes later to put the Tigers up 14-3. It was his first career touchdown.

Clemson scored the only points of the second quarter with just over three minutes left in the half when Travis Etienne punched in the endzone from two yards out, and the Tigers took a 21-3 lead into the break.

An Alex Spence 29-yard field goal made up the only points of the third quarter, and a TaQuon Marshall 22-yard touchdown run with just under five minutes left in the game rounded out the scoring.

## GAME STATS

Georgia Tech	3	0	0	7	10
Clemson	14	7	3	0	24

CU	Cain 38 pass from Bryant (Spence Kick) 1st, 12:51, 2-45
GT	King 25 FG, 1st, 4:53, 5-66
CU	Richard 20 pass from Bryant (Spence Kick), 1st, 1:56, 8-55
CU	Etienne 2 run (Spence Kick) 2nd, 3:26, 10-71
CU	Spence 29 FG, 3rd, 10:32, 11-75
CU	Marshall 22 run (King Kick), 4th, 4:43, 12-79

Attendance - 80,346 Weather - Rain, 56°

Team Statistics	GT	CU
First Downs	10	21
Rushing	43-198	45-221
Passing	3-13	22-33
Passing Yards	32	207
Total Offense	56-230	78-428

### Rushing (Car-Yards-TD)

GT	Benson 16-129, Jordan 4-25, Marshall 15-23-1, Howard 3-19, Cottrell 3-5, Lynch 2-(-3)
CU	Bryant 12-67, Choice 8-54, Fuller 8-50, Etienne 7-43, Feaster 7-35, Johnson 1-4,

### Passing (Cm-Att-Yards-I-TD)

GT	Marshall 3-13-32-0-0
CU	Bryant 22-33-207-0-2

### Receiving (Rec-Yards-TD)

GT	Jeune 2-17, Howard 1-15
CU	Cain 4-57-1, McCloud 4-40, Overton 2-21, Feaster 2-12, Rodgers 2-8, Powell 2-5, Richard 1-20-1, Renfrow 1-11, Higgins 1-10, Thompson 1-9, Smith 1-7, Choice 1-7





# **THE CITADEL** **3** **CLEMSON** **61**

NOV. 18, 2017 • MEMORIAL STADIUM • CLEMSON, S.C.

Playing in front a Memorial Stadium crowd for the final time in 2017, the No. 2 Clemson Tigers raced to a dominant 61-3 victory over The Citadel Bulldogs, accruing a season-high 479 passing yards in the process.

Living up to the hype surrounding the Senior Day and Military Appreciation Day festivities, the Tigers used a balanced offensive attack to improve to 10-1 on the year while dropping The Citadel to 5-6.

The Tigers took a 21-0 lead in the first quarter, as quarterback Kelly Bryant connected with wide receiver Deon Cain on a 53-yard bomb during Clemson's first possession, putting the Tigers up 7-0. Bryant was very effective under center, going 17-22 for 230 yards and three touchdowns. As for Cain, he experienced one of the best games of his career, compiling a career-high 140 receiving yards on five catches.

On the next series, The Citadel turned the ball over, as Trayvon Mullen picked off a pass. Soon afterward, Tigers running back Travis Etienne punched it into the endzone from six yards out. Mere minutes later, Bryant capped off an eight-play, 69-yard drive with a 12-yard touchdown pass to wideout Hunter Renfrow, marking Renfrow's first score of the season.

Early in the second quarter, Clemson increased its lead to 28 points when receiver T.J. Chase found the endzone for the first time in his Clemson career on a 13-yard strike from Bryant. Clemson kicker Alex Spence sent a 26-yard field goal through the uprights on the ensuing Clemson drive, and, with under a minute to play in the first half, quarterback Zerrick Cooper threw a touchdown pass to wideout Tee Higgins to provide the Tigers with a commanding 38-point advantage.

Higgins experienced a breakout performance in the contest, with the freshman amassing 178 receiving yards, the most for any Clemson player this season, on six receptions, two of which resulted in touchdowns. The aforementioned score came on a spectacular catch in which Higgins was somehow able to corral the ball after it was tipped in double coverage.

Not to be outdone, Tavien Feaster opened up the second half with a 61-yard burst to the house for six, finding open space up the middle for his fifth rushing score of the season. Etienne answered with his second touchdown of the afternoon on Clemson's next series, scoring on a seven-yard carry for the 11th rushing touchdown of the season, the most in program history for a freshman.

## GAME STATS

The Citadel	0	0	0	3	3
Clemson	21	17	20	3	61

CU Cain 53 pass from Bryant (Spence Kick) 1st, 8:13, 5-60  
 CU Etienne 6 run (Spence Kick) 1st, 5:38, 6-49  
 CU Renfrow 12 pass from Bryant (Spence Kick) 1st, :51, 8-69  
 CU Chase 13 pass from Bryant (Spence Kick) 2nd, 11:59, 7-57  
 CU Spence 26 FG, 2nd, 6:32, 8-45  
 CU Higgins 32 pass from Cooper (Grooms Kick) 2nd, :05, 6-81  
 CU Feaster 61 run (Grooms Kick) 3rd, 14:38, 1-61  
 CU Etienne 7 run (Costa Kick) 9:11, 5-80  
 CU Higgins 78 pass from Johnson (Costa Kick failed) 3rd, 3:50, 3-83  
 CU Grooms 38 FG, 4th, 6:09, 7-13  
 CIT Godek 30 FG, 2:50, 5-59

Attendance - 80,518 Weather - Cloudy, 62°

Team Statistics	CIT	CU
Rushing	54-155	26-183
Passing Yards	61	479
Total Offense	62-216	67-662

### Rushing (Car-Yards-TD)

CIT Drakeford 7-46, Ward 14-40, Berry 11-34, Jackson 10-27, Allen 5-8, Lampkin 1-3, Sessions 2-0, Black 4-(-3)  
 CU Feaster 4-69-1, Etienne 8-62-2, MacLain 1-11, Choce 2-10, Fuller 4-10, Cooper 2-8, Thomason 1-5, Bryant 2-5, Rencher 2-3

### Passing (Cm-Att-Yards-I-TD)

CIT Allen 0-4-0-1-0, Black 1-4-61-1-0  
 CU Bryant 17-22-230-0-3, Cooper 7-11-105-0-1, Johnson 7-8-144-0-1

### Receiving (Rec-Yards-TD)

CIT Webb 1-61  
 CU Higgins 6-178-2, Cain 5-140-1, Renfrow 3-26-1, McCloud 2-28, Overton 2-20, Chase 2-18-1, Tuttle 2-6, J. Swinney 2-6, W. Swinney 1-15, Thompson 1-11, Greenlee 1-10, Rodgers 1-7, Choice 1-6 Powell 1-4, Smith 1-4

# **CLEMSON** **34** **SOUTH CAROLINA** **10**

NOV. 25, 2017 • WILLIAMS-BRICE STADIUM • COLUMBIA, S.C.

Using a balanced offensive attack, the No. 3 Clemson Tigers toppled the South Carolina Gamecocks 34-10 at Williams-Brice Stadium, marking the fourth consecutive victory for the Tigers in the Palmetto Bowl.

Outgaining South Carolina by 262 yards and accruing 17 more first downs, Clemson was the aggressor on offense. The Clemson defense was stellar as well, shutting out the Gamecocks through the first three quarters and keeping South Carolina quarterback Jake Bentley in check for most of the contest.

In fact, a defensive highlight for the Tigers resulted in the first score of the evening, as Clemson cornerback Ryan Carter picked off a pass for the second time this season and sprinted into the endzone on a 12-yard return, providing Clemson with a 7-0 first-quarter lead.

The Tigers tacked on 13 more points in the second quarter to push their lead to 20-0, as quarterback Kelly Bryant led Clemson on two scoring drives. Bryant was rather effective in the game, going 23-34 for 272 yards and two touchdowns, also adding 26 yards on the ground.

On a drive that featured multiple long pass plays, Tavien Feaster scored a rushing touchdown, powering across the goal line midway through the second quarter

to give Clemson a 14-0 advantage. Later in the period, Clemson converted three third downs on a touchdown-scoring drive, including a third-and-goal that saw Bryant connect with Hunter Renfrow for a four-yard score.

Renfrow provided the Tigers with more breathing room in the second half, scoring on the first play from scrimmage in the third quarter on a riveting 61-yard receiving touchdown. Complete with several impressive evasive moves that fooled defenders, Renfrow's run put Clemson ahead by 27 points, providing Renfrow with his first multi-touchdown game of the season.

On the next series, the South Carolina offense continued to struggle, as Trayvon Mullen stepped in front of a pass to secure an interception, marking the Gamecocks' second turnover of the night. A few possessions later, Clemson put together a 13-play, 69-yard drive that featured a critical 13-yard run by Bryant on fourth down to extend the drive deep in South Carolina territory.

Soon after, the series was capped off by a five-yard rushing touchdown by Travis Etienne, giving Clemson a 34-0 lead that it carried into the fourth quarter. The Gamecocks scored 10 points in the final period, though, converting a pair of Tiger interceptions into points.

## GAME STATS

Clemson	7	13	14	0	34
South Carolina	0	0	0	10	10

CU Carter 12 interception return (Spence Kick) 1st, 6:50  
 CU Feaster 1 run (Spence Kick) 2nd, 8:12, 9-80  
 CU Renfrow 4 pass from Bryant (Spence Kick Failed) 2nd, 1:59, 10-79  
 CU Renfrow 61 pass from Bryant (Spence Kick) 3rd, 14:39, 1-61  
 CU Etienne 5 run (Spence Kick) 3rd, 2:47, 13-69  
 SC White 40 FG, 4th, 13:21, 4-(-1)  
 SC Edwards 38 pass from Bentley (White Kick) 4th, 2:45, 9-80  
 Attendance - 82,908 Weather - Partly Cloudy, 57°

Team Statistics	CU	SC
First Downs	27	10
Rushing	45-184	25-81
Passing	25-38	16-29
Passing Yards	285	126
Total Offense	83-469	54-207

### Rushing (Car-Yards-TD)

CU Etienne 9-41-1, Choice 7-39, Bryant 10-26, McCloud 2-22, Fuller 5-20, Feaster 6-18, Cooper 1-9, Rencher 3-8, Rodgers 1-4  
 SC Williams 13-53, Turner 2-10, Bentley 5-9, Denson 3-6, Davis 1-5

### Passing (Cm-Att-Yards-I-TD)

CU Bryant 23-34-272-1-2, Johnson 2-4-13-1-0  
 SC Bentley 16-29-126-2-1

### Receiving (Rec-Yards-TD)

CU Renfrow 4-75-2, Higgins 3-84, Cain 3-23, McCloud 3-15, Greenlee 2-19, Fuller 2-16, Rodgers 2-16, Feaster 2-12, Richard 2-(-5) Etienne 1-23, Overton 1-6  
 SC Edwards 6-70-1, Hurst 3-28, Smith 3-12, Williams 2-13, Turner 2-3

# GAME 13

## MIAMI (FLA.)

## 3

## CLEMSON

## 38

DEC. 2, 2017 • BANK OF AMERICA STADIUM • CHARLOTTE, N.C.

Fueled by a balanced offensive attack and a stifling defensive performance, the No. 1 Clemson football team won its third straight and 17th all-time ACC Championship, defeating the No. 7 Miami Hurricanes 38-3 on Saturday at Bank of America Stadium. With the win, Clemson improved to 12-1 overall, while Miami moved to 10-2.

Offensively, the Tigers were sparked by Kelly Bryant, who completed his first 15 passes for 164 yards and finished the game with 252 yards and one passing touchdown on a career-high 23 completions after connecting with 10 different receivers. The ground game proved strong as well, as four different Tigers rushed for scores. The Clemson defense held Miami to just 22 yards of offense in the first quarter and 214 for the whole game while also forcing three Hurricane turnovers in the third quarter alone.

Travis Etienne put Clemson on the board first, darting four yards for a touchdown just under five minutes into the matchup. The score was set up when Bryant connected with Renfrow on third down for a 23-yard gain a few plays earlier. A Miami 46-yard field goal attempt then sailed wide left, and on Clemson's ensuing drive, Bryant broke free for an 11-yard scoring run that gave the Tigers a 14-0 lead near the end of the first quarter. The junior quarterback was also a perfect 9-9 passing for 124 yards during the first 15 minutes.

Adam Choice upped Clemson's lead to 21-0 two minutes into the second quarter with a one-yard touchdown run. That proved to be the halftime score, and the 21-point advantage was good for the largest halftime lead in ACC Championship game history.

Five minutes into the second half, an Alex Spence 46-yard field goal pushed the Tigers' lead to 24-0, and Ryan Carter forced a fumble that was recovered by Dorian O'Daniel on the Hurricanes' next drive. The Tigers did not score on that possession, but Carter halted Miami again a few minutes later with an interception in Hurricane territory. Clemson did find the endzone then, with Tavien Feaster powering 11 yards and putting the Tigers up 31-0.

Kendall Joseph caused Miami's third turnover of the third quarter with just under two minutes left in it when he intercepted a Malik Rosier pass, and Bryant connected with Deon Cain for a 27-yard score two plays later. Miami scored its only points on a 22-yard by Michael Badgley with three and a half minutes remaining in the game.

### GAME STATS

Miami	0	0	0	3	3
Clemson	14	7	17	0	38

CU	Etienne 4 run (Spence Kick) 1st, 10:36, 10-68
CU	Bryant 11 run (Spence Kick) 1st, 3:02, 7-71
CU	Choice 1 run (Spence Kick) 2nd, 12:49, 9-41
CU	Spence 46 FG, 3rd, 10:14, 6-16
CU	Feaster 11 run (Spence Kick), 3rd, 3:17, 6-43
CU	Cain 27 pass from Bryant (Spence Kick), 3rd, 1:01, 2-13
MIA	Badgley 22 FG, 4th, 3:29, 9-54
Attendance - 74,372      Weather - Cloudy, 53°	

Team Statistics	MIA	CU
First Downs	10	18
Rushing	30-104	41-77
Passing	14-29	25-34
Passing Yards	110	254
Total Offense	59-214	75-331
Yards/Play	3.6	4.4
Return Yards	110	101
Fumbles-Lost	2-1	3-1
Turnovers	3	1
Penalties	4-30	2-13
Interception Returns	0-0	2-37
Punt Returns	0-0	2-19
Kickoff Returns	5-110	2-45
Punting	9-38.4	6-31.3
Third-Down Conversions	3-16	9-18
Sacks	4-18	4-23
Time of Possession	25:54	34:06

#### Rushing (Car-Yards-TD)

MIA	Dallas 6-44, Homer 14-41, Rosier 10-19
CU	Etienne 6-24-1, Feaster 4-22-1, Choice 7-21-1, Bryant 9-7-1, McCloud 3-6, Fuller 11-5, Johnson 1-(-8)

#### Passing (Cm-Att-Yards-I-TD)

MIA	Rosier 14-29-110-2-0
CU	Bryant 23-29-252-0-1, Johnson 1-3-(-4)-0-0 Cooper 1-2-6-0-0

#### Receiving (Rec-Yards-TD)

MIA	Berrios 7-51, Irvin 3-18, Thomas 2-20, Cager 1-11, Harley 1-10
CU	McCloud 6-100, Renfrow 5-45, Cain 3-39-1, Rodgers 3-11, Etienne 2-8, Overton 1-15, Choice 1-11, Feaster 1-8, Richard 1-7, Chase 1-6, Fuller 1-4

#### Punt Returns (PR-Yards)

MIA	None
CU	McCloud 2-19

#### Kickoff Returns (KOR-Yards)

MIA	Thomas 5-106, Johnson 0-4
CU	Etienne 1-23, Powell 1-22

#### Interception Returns (INT-Yards)

MIA	None
CU	Joseph 1-37, Carter 1-0

#### Tackle Leaders

CU	Joseph 7, Wilkins 7
----	---------------------

#### Sacks

CU	Wilkins 0.5-2, Lawrence 1-7, Skalski 0.5-2, Foster 0.5-4, Huggins 0.5-4, Johnson 1-4
----	--

#### Tackles For Loss

CU	Wilkins 1.5-3, Ferrell 1-7, Lawrence 1-7, Skalski 0.5-2, Foster 0.5-4, Huggins 0.5-4, Johnson 1-4
----	---

# INDIVIDUAL RECORDS

## RUSHING

### CARRIES

**Game:** 36, Jim Shirley vs. NC State, 10-6-1951; Ray Yaeger vs. Wake Forest, 10-18-1969; Raymond Priester vs. Maryland, 10-25-1997  
**Season:** 283, Wayne Gallman, 2015  
**Career:** 805, Raymond Priester, 1994-97

### CONSECUTIVE CARRIES

**Game:** 12, Raymond Priester vs. Maryland, 10-25-1997

### RUSHING YARDS

**Half:** 215, Don King vs. Fordham (1st half), 11-8-1952  
**Game:** 263, Raymond Priester vs. Duke, 11-11-1995  
**Season:** 1,527, Wayne Gallman, 2015  
**Career:** 3,966, Raymond Priester, 1994-97

### RUSHING YARDS PER GAME

**Season:** 112.1, Raymond Priester, 1996 (1,345 in 12 games)  
**Career:** 89.6, Terry Allen, 1987-89 (2,778 in 31 games)

### YARDS PER CARRY

**Game:** (Min. 5 Carries) 30.4, Ken Moore (5-152) vs. The Citadel, 11-27-1954  
**Season:** (Min. 200 Yards) 9.9, Derrick Hamilton, 2002 (21-208) (Min. 300 Yards) 7.4, Billy Hair, 1950 (71-525) (Min. 600 Yards) 7.3, C.J. Spiller, 2006 (129-938)  
**Career:** (Min. 1,000 Yards) 5.92 by Jackie Calvert, 1948-50 (194-1149) (Min. 2,000 Yards) 5.85 by C.J. Spiller, 2006-09 (606-3547)

### 100-YARD GAMES

**Season:** 9, Wayne Gallman, 2015  
**Career:** 17, Wayne Gallman, 2014-16

### CONSECUTIVE 100-YARD GAMES

**Season:** 5, Kenny Flowers, 1985  
**Career:** 5, Raymond Priester (last four games of 1996, first game of 1997); Kenny Flowers, 1985  
**By a QB:** 4, Woodrow Dantzler, 2000

### 100-YARD GAMES VS. ONE OPPONENT

**Career:** 3, Kenny Flowers vs. Duke, 1983-85  
3, Wayne Gallman vs. South Carolina, 2014-16

### 200-YARD GAMES

**Season:** 2, Terrence Flagler, 1986  
**Career:** 2, Terrence Flagler, 1982-86; Ray Yaeger, 1967-69; Raymond Priester, 1994-97; Andre Ellington, 2009-12

### RUSHING YARDS IN A SERIES IN A SEASON

**2 Games:** 387, Terrence Flagler, 1986  
**3 Games:** 520, Woodrow Dantzler, 2000  
**4 Games:** 623, Woodrow Dantzler, 2000  
**5 Games:** 744, Terrence Flagler, 1986  
**6 Games:** 858, Terrence Flagler, 1986

### RUSHING YARDS BY A FRESHMAN

**Game:** 234, Don King vs. Fordham, 11-8-1952  
**Season:** 973, Terry Allen, 1987

### RUSHING YARDS BY A QUARTERBACK

**Game:** 220, Woodrow Dantzler vs. Virginia, 9-23-2000  
**Season:** 1,105, Deshaun Watson, 2015  
**Career:** 2,761, Woodrow Dantzler, 1998-01

### RUSHING YARDS BY TWO PLAYERS

**Game:** 358, Raymond Priester (263) & Nealon Greene (95) vs. Duke, 11-11-1995  
**Season:** 2,632, Wayne Gallman (1,527) & Deshaun Watson (1,105), 2015  
**Career\*:** 5,819, Travis Zachery (3,058) & Woodrow Dantzler (2,761), 1998-01

\* - two players in the same senior class

### RUSHING TOUCHDOWNS

**Game:** 5, Stumpy Banks vs. Furman, 10-13-1917; Maxcey Welch vs. Newberry, 10-17-1930  
**Season:** 17, Lester Brown, 1978; James Davis, 2006; Wayne Gallman, 2016  
**Career:** 47, James Davis, 2005-08

## PASSING

### PASSING ATTEMPTS

**Half:** 46, Rodney Williams vs. NC State (2nd), 10-24-1987  
**Game:** 70, Deshaun Watson vs. Pittsburgh, 11-12-2016  
**Season:** 579, Deshaun Watson, 2016  
**Career:** 1,402, Tajh Boyd, 2010-13

### PASSING ATTEMPTS PER GAME

**Season:** 38.6, Deshaun Watson, 2016 (579 in 15 games)  
**Career:** 31.8, Deshaun Watson, 2014-16 (1,207 in 38 games)

### COMPLETIONS

**Game:** 52, Deshaun Watson vs. Pittsburgh, 11-12-2016  
**Consecutive Games:** 75, Deshaun Watson, vs. Pittsburgh, Wake Forest, 2016  
**Three Consecutive Games:** 102, Deshaun Watson, vs. Pittsburgh, Wake Forest, South Carolina, 2016  
**Consecutive Games With 20:** 6, Charlie Whitehurst, 2003; 6, Deshaun Watson, 2015  
**Season:** 388, Deshaun Watson, 2016  
**Career:** 901, Tajh Boyd, 2010-13

### COMPLETIONS PER GAME

**Season:** 25.9, Deshaun Watson, 2016 (388 in 15 games)  
**Career:** 21.4, Deshaun Watson, 2014-16 (814 in 38 games)

### CONSECUTIVE COMPLETIONS

**Game:** 15, Cullen Harper vs. Central Michigan, 10-20-2007 (last 15); Kelly Bryant vs. Miami (Fla.), 12-2-2017  
**Season:** 19, Deshaun Watson, 2016 (last 9 vs. South Carolina, first 10 vs. Virginia Tech)

### CONSECUTIVE GAMES COMPLETING A PASS

**Season:** 15, Deshaun Watson, 2015,16  
**Career:** 46, Rodney Williams, 1985-88

### COMPLETION PERCENTAGE

**Game:** (Min. 9 Att.) 100.0, Steve Fuller vs. The Citadel, 9-16-1978 (9-9)  
(Min. 15 Att.) 95.0, Cole Stoudt vs. SC State, 9-7-2013 (19-20)  
(Min. 20 Att.) 95.0, Cole Stoudt vs. SC State, 9-7-2013 (19-20)  
**Season:** (Min. 100 Att.) 68.5, Tajh Boyd, 2013 (283-413)  
**Career:** (Min. 200 Att.) 67.6, Kelly Bryant, 2015-17 (257-380)

### PASSING YARDS

**Game:** 580, Deshaun Watson vs. Pittsburgh, 11-12-2016  
**Season:** 4,593, Deshaun Watson, 2016  
**Career:** 11,904, Tajh Boyd, 2010-13

### PASSING YARDS PER GAME

**Season:** 306.2, Deshaun Watson, 2016  
**Career:** 267.4, Deshaun Watson, 2014-16

### PASSING YARDS IN CONSECUTIVE GAMES

**2 Games:** 789, Tajh Boyd, 2013  
**3 Games:** 1,127, Deshaun Watson, 2016  
**4 Games:** 1,505, Deshaun Watson, 2016  
**5 Games:** 1,775, Deshaun Watson, 2016  
**6 Games:** 2,096, Deshaun Watson, 2016

### YARDS PER COMPLETION

**Game:** (Min. 8 Comp.) 28.0, Tommy Kendrick vs. Virginia, 10-16-1971 (9-252)  
**Season:** (Min. 45 Comp.) 21.3, Bobby Gage, 1947 (47-1002)  
**Career:** (Min. 100 Comp.) 19.9, Bobby Gage, 1945-48 (123-2448)

### YARDS PER PASSING ATTEMPT

**Game:** (Min. 8 Att.) 22.0, Bobby Gage vs. Furman, 11-8-1947 (11-245)  
**Season:** (Min. 100 Att.) 10.70, Deshaun Watson, 2014 (137-1466)  
**Career:** (Min. 200 Att.) 8.81, Bobby Gage, 1945-48 (278-2448)

### 200-YARD PASSING GAMES

**Season:** 13, Tajh Boyd, 2011; Deshaun Watson, 2016  
**Career:** 35, Tajh Boyd, 2010-13

### 300-YARD PASSING GAMES

**Season:** 7, Tajh Boyd, 2012,13; Deshaun Watson, 2016  
**Career:** 18, Tajh Boyd, 2010-13

### PASSING TOUCHDOWNS

**Half:** 5, Tajh Boyd vs. Wake Forest, 10-25-2012 (1st); Tajh Boyd vs. Duke, 11-3-2012 (1st); Tajh Boyd vs. The Citadel, 11-23-2013 (1st)  
**Game:** 6, Deshaun Watson vs. North Carolina, 9-27-2014; Deshaun Watson vs. South Carolina, 11-26-2016  
**Season:** 41, Deshaun Watson, 2016  
**Career:** 107, Tajh Boyd, 2010-13

## PASSING TOUCHDOWNS PER GAME

**Season:** 2.73, Deshaun Watson, 2016 (41 in 15 games)  
**Career:** 2.37, Deshaun Watson, 2014-16 (90 in 38 games)

### PASS EFFICIENCY RATING

**Game:** (Min. 10 Att.) 310.7, Bobby Gage vs. Furman, 11-8-1948 (9-11-245-1-2)  
(Min. 20 Att.) 261.9, Tajh Boyd vs. Syracuse, 10-5-2013 (20-27-455-2-5)  
**Season:** (Min. 100 Att.) 188.6, Deshaun Watson, 2014  
**Career:** (Min. 300 Att.) 157.5, Deshaun Watson, 2014-16

### PASSES HAD INTERCEPTED

**Game:** 5, Don King vs. Auburn, 11-21-1953  
**Season:** 20, Tommy Kendrick, 1969  
**Career:** 46, Charlie Whitehurst, 2002-05

### LOWEST INTERCEPTION PERCENTAGE

**Season:** (Min. 75 Att.) 1.06, Nealon Greene, 1994 (1 in 94 attempts)  
**Career:** (Min. 100 Att.) 1.84, Kelly Bryant, 2015-17 (7 in 380 attempts)

### CONSECUTIVE PASSES WITHOUT AN INTERCEPTION

**Start of Career:** 165, Cullen Harper, 2005-07  
**Season:** 143, Cullen Harper, 2007  
**Career:** 187, Tajh Boyd, 2012-13

### WINS AS A STARTING QUARTERBACK

**FY Freshman:** 4, Deshaun Watson, 2014  
**FY Starter:** 12, Kelly Bryant, 2017  
**Season:** 14, Deshaun Watson, 2015,16  
**Career:** 32, Rodney Williams, 1985-88; Tajh Boyd, 2010-13; Deshaun Watson, 2014-16

### WINNING PERCENTAGE AS A STARTING QUARTERBACK

**Season:** 100.0, Homer Jordan, 1981 (12-0)  
**Career:** (Min. 15 Games) 91.4, Deshaun Watson, 2014-16 (32-3)

### TOP-25 WINS AS A STARTING QUARTERBACK

**Season:** 6, Kelly Bryant, 2017  
**Career:** 9, Deshaun Watson, 2014-16

### STARTS AT QUARTERBACK

**Career:** 44, Rodney Williams, 1985-88

### CONSECUTIVE STARTS AT QUARTERBACK

**Career:** 40, Tajh Boyd, 2011-13

## TOTAL OFFENSE

### TOTAL OFFENSE PLAYS

**Game:** 79, Tajh Boyd vs. Louisiana State, 12-31-2012  
**Season:** 745, Deshaun Watson, 2016  
**Career:** 1,907, Tajh Boyd, 2010-13 (1,402 passes, 505 rushes)

### TOTAL OFFENSE YARDS

**Game:** 588, Deshaun Watson vs. Pittsburgh, 11-12-2016  
**Season:** 5,219, Deshaun Watson, 2016  
**Career:** 13,069, Tajh Boyd, 2010-13  
**vs. One Team/Career:** 1,255, Tajh Boyd vs. Wake Forest, 2010-13

### TOTAL OFFENSE YARDS PER GAME

**Season:** 347.9, Deshaun Watson, 2015  
**Career:** 318.3, Deshaun Watson, 2014-16

### TOTAL OFFENSE YARDS PER PLAY

**Game:** 12.9, Tajh Boyd vs. Syracuse, 10-5-2013 (35 plays, -5 rush, 455 pass for 450 yards)  
**Season:** 8.3, Deshaun Watson, 2014 (200 plays, 200 rush, 1,466 pass for 1,666 yards)  
**Career:** 7.4, Deshaun Watson, 2014-16 (1,643 plays, 1,931 rush, 10,163 pass for 12,094 yards)

### 200-YARD TOTAL OFFENSE GAMES

**Season:** 14, Deshaun Watson, 2015,16  
**Career:** 36, Tajh Boyd, 2010-13

### 300-YARD TOTAL OFFENSE GAMES

**Season:** 11, Deshaun Watson, 2016  
**Career:** 22, Tajh Boyd, 2010-13; Deshaun Watson, 2014-16

### 100-YARD RUSHING, 300-YARD TOTAL OFFENSE GAMES

**Season:** 5, Woodrow Dantzler, 2001; Deshaun Watson, 2015  
**Career:** 11, Woodrow Dantzler, 1998-01





# INDIVIDUAL RECORDS

## RECEIVING

### RECEPTIONS

**Game:** 16, Sammy Watkins vs. Ohio State, 1-3-2014  
**Season:** 101, Sammy Watkins, 2013  
**Career:** 245, Artavis Scott, 2014-16

### RECEPTIONS PER GAME

**Season:** 7.77 by Sammy Watkins, 2013 (101 in 13 games)  
**Career:** 6.67 by Sammy Watkins, 2011-13 (240 in 36 games)

### RECEIVING YARDS

**Half:** 177, Sammy Watkins vs. Wake Forest, 10-25-2012 (1st)  
**Game:** 227, Sammy Watkins vs. Ohio State, 1-3-2014  
**Season:** 1,464, Sammy Watkins, 2013  
**Career:** 3,391, Sammy Watkins, 2011-13

### RECEIVING YARDS PER GAME

**Season:** 112.6 by Sammy Watkins, 2013 (1,464 in 13 games)  
**Career:** 94.2 by Sammy Watkins, 2011-13 (3,391 in 36 games)

### 100-YARD RECEIVING GAMES

**Season:** 8, Sammy Watkins, 2013  
**Career:** 15, Sammy Watkins, 2011-13  
**Consecutive:** 3, Charlie Waters, 1969; Tony Horne, 1997; Rod Gardner, 2000; DeAndre Hopkins 2011-12; Sammy Watkins, 2011,13

### YARDS PER RECEPTION

**Game:** (Min. 5 rec.) 35.2, Martavis Bryant vs. Georgia Tech, 11-14-2013 (5-176)  
**Season:** (Min. 10 rec.) 32.1, Gary Cooper, 1988 (13-417)  
(Min. 20 rec.) 22.6, Glenn Smith, 1950 (22-498)  
**Career:** (Min. 35 rec.) 22.2, Martavis Bryant, 2011-13 (61-1354)

### RECEIVING TOUCHDOWNS

**Quarter:** 3, DeAndre Hopkins vs. Ball State, 9-8-2012 (2nd); DeAndre Hopkins vs. Duke, 11-3-2012 (1st)  
**Game:** 3, Dreher Gaskin vs. Auburn, 11-21-1953; Tony Horne vs. Texas-El Paso, 10-4-1997; Rod Gardner vs. North Carolina, 10-21-2000; DeAndre Hopkins vs. Ball State, 9-8-2012; DeAndre Hopkins vs. Duke, 11-3-2012; Mike Williams vs. South Carolina, 11-26-2016  
**Season:** 18, DeAndre Hopkins, 2012  
**Career:** 27, DeAndre Hopkins, 2010-12; Sammy Watkins, 2011-13

### RECEPTIONS BY A RUNNING BACK

**Game:** 9, Jamie Harper vs. Florida State, 11-13-2010  
**Season:** 45, Travis Zachery, 2001  
**Career:** 123, C.J. Spiller, 2006-09

### RECEIVING YARDS BY A RUNNING BACK

**Game:** 108, C.J. Spiller vs. Duke, 11-15-2008  
**Season:** 503, C.J. Spiller, 2009  
**Career:** 1,420, C.J. Spiller, 2006-09

### RECEPTIONS BY A TIGHT END

**Game:** 9, John McMakin vs. Florida State, 11-7-1970; Brandon Ford vs. Louisiana State, 12-31-2012  
**Season:** 50, Dwayne Allen, 2011  
**Career:** 112, Jordan Leggett, 2013-16

### RECEIVING YARDS BY A TIGHT END

**Game:** 122, Jordan Leggett vs. Florida State, 10-29-2016  
**Season:** 736, Jordan Leggett, 2016  
**Career:** 1,598, Jordan Leggett, 2013-16

### RECEIVING TOUCHDOWNS BY A TIGHT END

**Game:** 2 by many  
**Season:** 8, Dwayne Allen, 2011; Brandon Ford, 2012; Jordan Leggett, 2015  
**Career:** 18, Jordan Leggett, 2013-16

### CONSECUTIVE GAMES WITH A RECEPTION

**Career:** 38, Artavis Scott, 2014-16

## INTERCEPTIONS

### INTERCEPTIONS

**Quarter:** 3, Brian Dawkins vs. Duke, 11-11-1995  
**Game:** 3, Kit Jackson vs. Wake Forest, 10-30-1965; Leomont Evans vs. NC State, 9-30-1995; Brian Dawkins vs. Duke, 11-11-1995; Alex Ardley vs. Maryland, 10-14-2000; Michael Hamlin vs. The Citadel, 9-6-2008  
**Season:** 8, Robert O'Neal, 1989; Justin Miller, 2002; DeAndre McDaniel, 2009  
**Career:** 17, Terry Kinard, 1979-82

## INTERCEPTION RETURN YARDS

**Game:** 101, Willie Underwood vs. South Carolina, 11-22-1980  
**Season:** 156, Don Kelley, 1970  
**Career:** 275, Rex Varn, 1976-79

### AVERAGE INTERCEPTION RETURN YARDS

**Game:** (Min. 2) 50.5, Willie Underwood vs. South Carolina, 11-22-1980 (2-101)  
**Season:** (Min. 3) 52.0, Don Kelley, 1970 (3-156)  
**Career:** (Min. 5) 27.5, Rex Varn, 1976-79 (10-275)

## INTERCEPTION RETURNS FOR TOUCHDOWNS

**Game:** 1 by many  
**Season:** 3, Arlington Nunn, 1990  
**Career:** 3, Arlington Nunn, 1987-90

### INTERCEPTIONS BY A LINEBACKER

**Game:** 2, Johnny Rembert vs. Western Carolina, 11-25-1982  
**Season:** 6, Johnny Rembert, 1982  
**Career:** 8, Johnny Rembert, 1981,82

## PUNTING

### PUNTS

**Game:** 13, Marion Butler vs. Wake Forest, 10-31-1942; Kevin Laird vs. Florida State, 10-17-1998  
**Season:** 81, David Sims, 1979  
**Career:** 224, Cole Chason, 2003-06

### PUNTING AVERAGE

**Game:** (Min. 3 punts) 55.3, Dale Hatcher vs. Kentucky, 10-2-1982 (3-166)  
**Season:** (Min. 25 punts) 44.5, Chris Gardocki, 1990 (58-2580)  
**Career:** (Min. 50 punts) 43.5, Chris Gardocki, 1988-90 (151-6566)

### NET PUNTING AVERAGE

**Game:** (Min. 4 punts) 51.0, Dawson Zimmerman vs. North Texas, 9-4-2010 (6 punts)  
**Season:** (Min. 25 punts) 42.7, Dale Hatcher, 1984 (54 punts)  
**Career:** (Min. 50 punts) 40.7, Dale Hatcher, 1981-84 (191 punts)

### PUNTS OF 50+ YARDS

**Game:** 6, Banks McFadden vs. Tulane, 9-30-1939 (12 punts)  
**Season:** 22, Banks McFadden, 1939 (65 punts)  
**Career:** 44, Dale Hatcher, 1981-84 (191 punts)

### PUNTS INSIDE THE 20

**Game:** 7, Kevin Laird vs. Louisiana State, 12-28-1996  
**Season:** 28, Bradley Pinion, 2014  
**Career:** 69, Dale Hatcher, 1981-84

### PUNTING YARDS

**Game:** 546, Kevin Laird vs. Virginia Tech, 9-12-1998  
**Season:** 3,468, David Sims, 1979  
**Career:** 8,816, Kevin Laird, 1995-98

## PUNT RETURNS

### PUNT RETURNS

**Game:** 10, Shad Bryant vs. Furman, 11-25-1939  
**Season:** 35, Derrick Hamilton, 2002  
**Career:** 88, Marion Butler, 1941-43,45

### PUNT RETURN YARDS

**Game:** 167\*, Don Kelley vs. Maryland, 10-31-1970 (4 returns)  
**Season:** 487, Shad Bryant, 1938 (27 returns)  
**Career:** 779, Shad Bryant, 1937-39

### PUNT RETURN AVERAGE

**Game:** (Min. 2 Ret.) 51.0, Richie Luzzi vs. Georgia, 9-28-1968 (2-102)  
(Min. 4 Ret.) 41.8\*, Don Kelley vs. Maryland, 10-31-1970 (4-167)  
**Season:** (Min. 10 Att) 16.9, Bobby Gage, 1948 (12-203)  
**Career:** (Min. 20 Att.) 17.5, Streak Lawton, 1934-36 (26-456)

### RETURN YARDS (PR & IR)

**Game:** 223\*, Don Kelley vs. Maryland, 10-31-1970  
**Season:** 545, Don Kelley, 1970  
**Career:** 820, Shad Bryant, 1937-39 (779 PR, 41 IR)

### TAKEAWAY RETURN YARDS (FR & IR)

**Game:** 101, Willie Underwood vs. South Carolina, 11-22-1980  
**Season:** 160, Antwan Edwards, 1998 (104 FR, 56 IR)  
**Career:** 299, Antwan Edwards, 1995-98 (104 FR, 195 IR)

## PUNT RETURNS FOR TOUCHDOWN

**Game:** 1 by many  
**Season:** 2, Shad Bryant, 1938; Don Kelley, 1970; Donnell Woolford, 1987  
**Career:** 2, Shad Bryant, 1937-39; Don Kelley, 1969-71; Donnell Woolford, 1985-88; Justin Miller, 2002-04; Jacoby Ford, 2006-09

### BLOCKED KICKS (PUNTS & PLACEKICKS)

**Game:** 2, Wingo Avery vs. The Citadel, 11-27-1954; Mitch Belton vs. Maryland, 9-23-1989; Rahim Abdullah vs. Auburn, 1-2-1998  
**Season:** 3, Mitch Belton, 1989; Leomont Evans, 1995  
**Career:** 4, Jarvis Jenkins, 2007-10

### BLOCKED PUNTS

**Quarter:** 2, Mitch Belton vs. Maryland (2nd), 9-23-1989  
**Game:** 2, Wingo Avery vs. The Citadel, 11-27-1954; Mitch Belton vs. Maryland, 9-23-1989; Rahim Abdullah vs. Auburn, 1-2-1998  
**Season:** 3, Mitch Belton, 1989  
**Career:** 3, Mitch Belton, 1989,90

### BLOCKED PLACEKICKS

**Game:** 1 by many  
**Season:** 2, Terrance Dixon, 1992; Jarvis Jenkins, 2010; **Dexter Lawrence, 2016**  
**Career:** 4, Jarvis Jenkins, 2007-10

## KICKOFF RETURNS

### KICKOFF RETURNS

**Game:** 7, John Shields vs. Alabama, 1969; Sammy Watkins vs. West Virginia, 2011  
**Season:** 33, Sammy Watkins, 2011  
**Career:** 74, C.J. Spiller, 2006-09

### KICKOFF RETURN YARDS

**Game:** 282, Justin Miller vs. Florida State, 2004 (6 returns)  
**Season:** 826, Sammy Watkins, 2011  
**Career:** 2,052, C.J. Spiller, 2006-09 (74 returns)

### KICKOFF RETURNS FOR TOUCHDOWN

**Game:** 2, Justin Miller vs. Florida State, 2004  
**Consecutive Games:** 2\*, C.J. Spiller vs. Duke, Wake Forest, 2007  
**Season:** 4\*, C.J. Spiller, 2009  
**Career:** 7^, C.J. Spiller, 2006-09

### KICKOFF RETURN AVERAGE

**Game:** (Min. 2 ret.) 71.5, Derrick Hamilton vs. Maryland, 10-11-2001 (2-153)  
**Season:** (Min 10 ret.) 35.1, Justin Miller, 2002 (13-456)  
**Career:** (Min. 20 ret.) 30.7\*, Justin Miller, 2002-04 (50-1534)

## SCORING

### POINTS

**Game:** 33, Maxcey Welch vs. Newberry, 1930  
**Season:** 138, Greg Huegel, 2015  
**Career:** 404, Chandler Catanzaro, 2010-13

### POINTS PER GAME

**Season:** 10.2, Fred Cone, 1950 (92 in 9 games)  
**Career:** 8.2, Greg Huegel, 2015-17 (271 in 33 games)

### TOUCHDOWNS

**Game:** 5, Stumpy Banks vs. Furman, 10-13-1917 (all rushing), Maxcey Welch vs. Newberry, 10-17-1930 (all rushing)  
**Season:** 21, C.J. Spiller, 2009 (12 rushing, 4 receiving, 1 PR, 4 KOR)  
**Career:** 51, C.J. Spiller, 2006-09 (32 rushing, 11 receiving, 1 PR, 7 KOR)

### TOUCHDOWNS (RUN & PASS)

**Game:** 8\*, Tajh Boyd vs. NC State, 11-17-2012  
**Season:** 50, Deshaun Watson, 2016  
**Career:** 133, Tajh Boyd, 2010-13

### TOUCHDOWNS OF 50+ YARDS

**Season:** 9, C.J. Spiller, 2009 (1 run, 3 reception, 1 PR, 4 KOR)  
**Career:** 21, C.J. Spiller, 2006-09 (6 run, 7 reception, 1 PR, 7 KOR)

### TOUCHDOWNS OF 80+ YARDS

**Season:** 4, C.J. Spiller, 2009  
**Career:** 11, C.J. Spiller, 2006-09



# INDIVIDUAL RECORDS

## DIFFERENT WAYS ACCOUNTING FOR A TOUCHDOWN

**Season:** 5, C.J. Spiller, 2009 (run, pass, reception, PR, KOR)  
**Career:** 5, C.J. Spiller, 2006-09 (run, pass, reception, PR, KOR); Jacoby Ford, 2006-09 (run, pass, reception, PR, KOR)

## CONSECUTIVE GAMES WITH A TOUCHDOWN

**Season:** 14, C.J. Spiller, 2009  
**Career:** 14, C.J. Spiller, 2009

## TOUCHDOWN RETURNS

**Game:** 2, Walt Laraway vs. The Citadel, 11-27-1954 (1 IR, 1 BPR); Justin Miller vs. Florida State, 9-25-2004 (2 KOR); Kourtnei Brown vs. North Carolina, 10-22-2012 (1 IR, 1 FR)  
**Season:** 5, C.J. Spiller, 2009 (1 PR, 4 KOR)  
**Career:** 8, C.J. Spiller, 2006-09 (1 PR, 7 KOR)

## LONGEST SCORING LATERAL PLAY

**Game:** 65, Don Willis to Shad Bryant vs. George Washington, 11-5-1938

## FUMBLE RETURN YARDS

**Scoring:** 93, Antwan Edwards vs. Virginia, 9-19-1998  
**Non-Scoring:** 83, Tim Childers vs. Western Carolina, 1982

## EXTRA POINTS MADE

**Game:** 11, W.C. Forsythe vs. Bingham, 10-20-1898  
**Season:** 71, Greg Huegel, 2016  
**Career:** 203, Chandler Catanzaro, 2010-13

## EXTRA POINTS ATTEMPTED

**Game:** 11, W.C. Forsythe vs. Bingham, 10-20-1898  
**Season:** 73, Greg Huegel, 2016  
**Career:** 207, Chandler Catanzaro, 2010-13

## EXTRA POINTS MADE WITHOUT A MISS

**Season:** 48, Mark Buchholz, 2007  
**Career:** 88, Mark Buchholz, 2007,08

## CONSECUTIVE EXTRA POINTS MADE

**Career:** 88, Mark Buchholz, 2007,08

## FIELD GOALS MADE

**Game:** 6, Jad Dean vs. Texas A&M, 9-3-2005; Richard Jackson vs. Boston College, 9-19-2009  
**Season:** 27, Greg Huegel, 2015  
**Career:** 72\*, Nelson Welch, 1991-94

## FIELD GOALS ATTEMPTED

**Game:** 6, Chris Gardocki vs. Georgia Tech, 10-13-1990; Nelson Welch vs. NC State, 10-26-1991; Nelson Welch vs. Maryland, 11-14-1992; Jad Dean vs. Texas A&M, 9-3-2005; Mark Buchholz vs. NC State, 9-22-2007; Richard Jackson vs. Boston College, 9-19-2009  
**Season:** 36, Mark Buchholz, 2007  
**Career:** 102\*, Nelson Welch, 1991-94

## FIELD-GOAL PERCENTAGE

**Game:** 100.0, Jad Dean vs. Texas A&M, 9-3-2005 (6-6); Richard Jackson vs. Boston College, 9-19-2009 (6-6)  
**Season:** 94.7, Chandler Catanzaro, 2012 (18-19)  
**Career:** (Min. 20 att.) 82.9, Bob Paulling, 1979,81-83 (34-41)

## KICK-SCORING POINTS

**Game:** 19, Jad Dean vs. Texas A&M, 2005; Richard Jackson vs. Boston College, 2009  
**Season:** 138, Greg Huegel, 2015  
**Career:** 404, Chandler Catanzaro, 2010-13

## MULTIPLE FIELD-GOAL GAMES

**Season:** 9, Greg Huegel, 2015  
**Career:** 25, Nelson Welch, 1991-94

## CONSECUTIVE FIELD GOALS MADE

**Career:** 20, Chandler Catanzaro, 2011-12

## CONSECUTIVE GAMES MAKING A FIELD GOAL

**Career:** 18, Greg Huegel, 2015,16

## YARDS ON FIELD GOALS

**Game:** 217, Richard Jackson vs. Boston College, 9-19-2009  
**Season:** 810, Greg Huegel, 2015  
**Career:** 2,370, Nelson Welch, 1991-94

## AVERAGE MADE FIELD GOAL

**Game:** (Min. 3 made) 48.7, Mark Buchholz vs. Wake Forest, 11-10-2007 (48, 52, 46)  
**Season:** (Min. 10 made) 38.3, Donald Igwebuike, 1984 (16-612)  
**Career:** (Min. 20 made) 38.6, Donald Igwebuike, 1981-84 (32-1237)

## FIELD GOALS OF 40+ YARDS

**Game:** 3, Bob Paulling vs. North Carolina, 11-6-1982; Nelson Welch vs. NC State, 10-29-1991; Mark Buchholz vs. Wake Forest, 11-10-2007; Chandler Catanzaro vs. Troy, 9-3-2011  
**Season:** 10, Chris Gardocki, 1989  
**Career:** 24, Chandler Catanzaro, 2010-13

## FIELD GOALS OF 50+ YARDS

**Game:** 1 by many  
**Season:** 3, Richard Jackson, 2009  
**Career:** 5, Chris Gardocki, 1988-90; Donald Igwebuike, 1981-84

## AVERAGE FIELD-GOAL ATTEMPT

**Game:** (Min. 3) 53.3 by Obed Ariri vs. Pittsburgh, 12-30-1977 (3-160)  
**Season:** (Min. 10 att.) 45.4 by Obed Ariri, 1977 (20-908)  
**Career:** (Min. 30 Att.) 41.7 by Donald Igwebuike, 1981-84 (43-1792)

## PERCENTAGE OF FIELD GOALS MADE OF 40+ YARDS

**Game:** (Min. 3 Made) 100.0 by Bob Paulling vs. North Carolina, 11-6-1982 (3-3); by Mark Buchholz vs. Wake Forest, 11-10-2007 (3-3); Chandler Catanzaro vs. Troy, 9-3-2011  
**Season:** (Min. 8 Made) 100.0 by Donald Igwebuike, 1984 (8-8)  
(Min. 10 Made) 81.8 by Nelson Welch, 1992 (9-11)  
**Career:** (Min. 10 Made) 77.1 by Chandler Catanzaro, 2010-13 (24-31)

## MISCELLANEOUS

### ALL-PURPOSE YARDS

**Game:** 345, Sammy Watkins vs. Maryland, 2011 (33 rush, 105 receiving, 207 KOR)  
**Season:** 2,680, C.J. Spiller, 2009 (1,212 rush, 503 receiving, 210 PR, 755 KOR)  
**Career:** 7,588\*, C.J. Spiller, 2006-09

### ALL-PURPOSE YARDS PER GAME

**Season:** 191.4, C.J. Spiller, 2009 (2,680 in 14 games)  
**Career:** 145.9\*, C.J. Spiller, 2006-09 (7,588 in 52 games)

### 200-YARD ALL-PURPOSE GAMES

**Season:** 6, C.J. Spiller, 2009  
**Career:** 8, C.J. Spiller, 2006-09

### 300-YARD ALL-PURPOSE GAMES

**Season:** 3, C.J. Spiller, 2009  
**Career:** 3, C.J. Spiller, 2006-09

### SNAPS BY AN OFFENSIVE LINEMAN

**Season:** 1,096, Eric Mac Lain, 2015  
**Career:** 3,361, Dalton Freeman, 2009-12

### SNAPS BY A QUARTERBACK

**Season:** 1,121, Deshaun Watson, 2015  
**Career:** 2,963, Tajh Boyd, 2010-13

### SNAPS BY A RUNNING BACK

**Season:** 798, Wayne Gallman, 2015  
**Career:** 2,329, Raymond Priestner, 1994-97

### SNAPS BY A WIDE RECEIVER

**Season:** 798, Rod Gardner, 1999  
**Career:** 2,408, Aaron Kelly, 2005-08

### SNAPS BY A DEFENSIVE LINEMAN

**Season:** 784, Kevin Dodd, 2015  
**Career:** 2,101, Khaleed Vaughn, 2000-03


### SNAPS BY A LINEBACKER

**Season:** 930, Kendall Joseph, 2016  
**Career:** 2,353, Chad Carson, 1998-01

### SNAPS BY A DEFENSIVE BACK

**Season:** 993, Coty Sensabaugh, 2011  
**Career:** 2,760, Robert Carswell, 1997-00

\* - ACC record; ^ - NCAA record



# OFFENSIVE TEAM RECORDS

## TEAM

### WINS

Season: 14, 2015,16  
Home: 7, 1987, 2011, 2014, 2015, 2017  
Road: 5, many (last in 2016)  
Away From Home: 8, 2016  
Conference: 8, 2015  
Vs. ACC Teams: 9, 2015  
By 1-7 Points: 7, 2016  
By 14+ Points: 10, 2017  
Vs. Top-25 Teams: 6, 2017  
By a Class: 50, Seniors of 2017  
Win % By Class: 89.3 (50-6), Seniors of 2017

## TOTAL OFFENSE

### PLAYS

Game: 102 vs. NC State, 11-17-2012 (58 rush, 44 pass)  
Season: 1,221, 2016  
Per Game: 81.7, 2012 (1,062 in 13 games)

### YARDS

Half: 487 vs. Duke, 11-3-2012 (1st)  
Game: 756 vs. Wake Forest, 10-31-1981  
Season: 7,718, 2015  
Per Game: 514.5, 2015 (7,718 in 15 games)  
400-Yard Games: 14, 2016  
500-Yard Games: 12, 2015  
600-Yard Games: 3, 2012, 2017  
700-Yard Games: 2, 2012

### YARDS PER PLAY

Game: 11.2 vs. Georgia Tech, 10-17-1903 (55-615)  
Modern Record: 10.7 vs. Presbyterian College, 9-22-1945 (56-597)  
Since 1950: 9.9 vs. The Citadel, 11-18-2017 (67-662)  
Season: 6.5, 2006 (822-5342)

## RUSHING

### CARRIES

Game: 78 vs. Duke, 10-20-1979  
Season: 741, 1978  
Per Game: 61.8, 1978 (741 in 12 games)

### RUSHING YARDS

Game: 615 vs. Georgia Tech, 10-17-1903  
Modern Record: 536 vs. Wake Forest, 10-31-1981  
Season: 3,469, 1978  
Per Game: 289.1, 1978 (3,469 in 12 games)  
200-Yard Games: 11, 1978, 1986, 2015  
300-Yard Games: 5, 1978

### YARDS PER CARRY

Game: 11.2 vs. Georgia Tech, 10-17-1903 (55-615)  
Modern Record: 10.3 vs. Presbyterian College, 9-22-1945 (50-516)  
Season: 5.7, 2006 (495-2832)

## PASSING

### MOST ATTEMPTS

Game: 70 vs. Pittsburgh, 11-12-2016  
Season: 629, 2016  
Per Game: 41.9, 2016 (629 in 15 games)

### FEWEST ATTEMPTS

Game: 0 vs. South Carolina, 10-25-1956  
Season: 65, 1938  
Per Game: 7.2, 1938 (65 in 9 games)

### MOST COMPLETIONS

Game: 52 vs. Pittsburgh, 11-12-2016  
Season: 422, 2016  
Per Game: 28.1, 2016 (422 in 15 games)

### FEWEST COMPLETIONS

Game: 0 vs. many (last vs. Virginia Tech, 11-3-1956)  
Season: 21, 1944  
Per Game: 2.3, 1944 (21 in 9 games)

### YARDS PER ATTEMPT

Game (min 15): 18.20 vs. Duke, 10-19-1963 (20-364)  
Season: 9.79, 1950 (126-1233)

## YARDS PER COMPLETION

Game (min 10): 28.0 vs. Duke, 10-19-1963 (13-364)  
Season: 23.3, 1950 (53-1233)

## LOWEST INTERCEPTION PERCENTAGE

Game: 0.0 vs. Duke, 11-2-2002 (54 attempts)  
Season: 1.3, 2007 (6-455)  
Per Game: 0.3, 1988 (4 in 12 games)

## MOST PASSING YARDS

Game: 580 vs. Pittsburgh, 11-12-2016  
Season: 5,009, 2016  
Per Game: 333.9, 2016 (5,009 in 15 games)  
200-Yard Games: 15, 2016  
300-Yard Games: 13, 2016

## FEWEST PASSING YARDS

Game: 0 vs. many (last vs. Virginia Tech, 11-3-1956)  
Season: 346, 1956  
Per Game: 31.5, 1956 (346 in 11 games)

## COMPLETION PERCENTAGE

Game (min 15 att): 88.2 vs. The Citadel, 9-16-1978 (15-17)  
Game (min 20 att): 85.2 vs. NC State, 2001 (23-27); Central Michigan, 2007 (23-27)  
Season: 69.2, 2013 (341-493)

## PASSING EFFICIENCY

Game (min 15 att): 262.9 vs. Furman, 9-15-2007 (18-22-317-0-4)  
Season: 164.2, 2013 (341-493-4330-12-39)

## PASSES HAD INTERCEPTED

Game: 7 vs. South Carolina, 10-25-1945  
Season: 24, 1969  
Per Game: 2.4, 1969 (24 in 10 games)

## SCORING

### TOUCHDOWNS

Game: 12 vs. Wake Forest, 10-31-1981  
Season: 75, 2016  
Per Game: 5.3, 2013 (69 in 13 games)

### TOUCHDOWNS RUSHING

Game: 11 vs. Presbyterian College, 9-25-1948  
Season: 40, 2017  
Per Game: 3.5, 1950 (35 in 10 games)

### TOUCHDOWNS PASSING

Game: 6 vs. Central Michigan, 10-20-2007; Duke, 11-3-2012; The Citadel, 11-23-2013; North Carolina, 9-27-2014; South Carolina, 11-26-2016  
Season: 45, 2016  
Per Game: 3.1, 2012 (40 in 13 games)

### TOUCHDOWNS BY RETURN

Game: 3 vs. Georgia, 11-7-1914 (3 PR)  
Modern: 2 vs. many (last vs. SC State, 9-7-2013 (2 IR))  
Season: 7, 1990 (4 INT, 2 KOR, 1 FR); 2009 (4 KOR, 2 PR, 1 IR)  
Per Game: 0.6, 1990 (7 in 12 games)

### TOUCHDOWNS BY PUNT RETURNS

Game: 3 vs. Georgia, 11-7-1914  
Season: 3, 1914 (modern mark -2 in 1938,48,54,70,87,09)  
Per Game: 0.2, 1938 (2 in 9 games)

### TOUCHDOWNS BY KICKOFF RETURNS

Game: 2 vs. Florida State, 9-25-2004  
Season: 4, 2009  
Per Game: 0.3, 2009 (4 in 14 games)

### TOUCHDOWNS BY INTERCEPTION RETURNS

Game: 2 vs. Wake Forest, 10-12-1940; SC State, 9-7-2013  
Season: 4, 1990  
Per Game: 0.3, 1940 (3 in 9 games); 1990 (4 in 12 games)

### TOUCHDOWNS BY FUMBLE RETURNS

Game: 1 vs. many  
Season: 2, 1996, 1998, 2006, 2013

## POINTS

Game: 122 vs. Guilford, 10-5-1901  
Season: 588, 2016  
Per Game: 41.0, 2012 (533 in 13 games)

## HIGHEST SCORES

50-Point Games: 5, 2013  
40-Point Games: 8, 2012, 2013  
30-Point Games: 12, 2015, 2016

## SCORING MARGIN

Game: +122 (122-0) vs. Guilford, 10-5-1901  
Season/Game: +35.3 in 1900  
Modern Record: +26.7 in 1950  
Since 1953: +22.6 in 2017

## FIELD GOALS

Game: 6 vs. Texas A&M, 9-3-2005; Boston College, 9-19-2009  
Season: 28, 2015  
Per Game: 2.1, 1980 (23 in 11 games)

## FIELD-GOAL ATTEMPTS

Game: 6 vs. Georgia, 9-17-1983; NC State, 10-26-1991; Maryland, 11-14-1992; Texas A&M, 9-3-2005; NC State, 9-22-2007; Boston College, 9-19-2009  
Season: 36, 2007  
Per Game: 2.8, 2007 (36 in 13 games)

## FIELD-GOAL PERCENTAGE

Game: 100.0 vs. Texas A&M, 9-3-2005 (6-6); Boston College, 9-19-2009 (6-6)  
Season: 94.4, 1984 (17-18)

## EXTRA POINTS MADE

Game: 10 vs. Presbyterian College, 9-22-1945; Wake Forest, 10-31-1981; Central Michigan, 10-20-2007  
Season: 72, 2016

## EXTRA POINTS ATTEMPTED

Game: 12 vs. Wake Forest, 10-31-1981  
Season: 74, 2016

## EXTRA-POINT PERCENTAGE

Game: 100.0 vs. many  
Season: 100.0, 2007 (50-50)

## SPECIAL TEAMS

### PUNTS

Game: 18 vs. Furman, 11-24-1932  
Season: 91, 1939  
Per Game: 10.0, 1945 (90 in 9 games)

### PUNTING YARDS

Game: 546 vs. Virginia Tech, 9-12-1998  
Season: 3,731, 1939  
Per Game: 373.1, 1939 (3,731 in 10 games)

### PUNTING AVERAGE

Game (min. 3): 56.7 vs Wake Forest, 11-1-1986 (3-170)  
Season: 44.0, 1984 (56-2463)

### PUNT RETURNS

Game: 11 vs. George Washington, 10-31-1941; Georgia Tech, 9-26-1987  
Season: 53, 1945, 1987  
Per Game: 5.8, 1941 (52 in 9 games)

### PUNT RETURN YARDS

Game: 227 vs. Georgia Tech, 9-26-1987  
Season: 720, 1987  
Per Game: 64.8, 1938 (584 in 9 games)

### PUNT RETURN AVERAGE

Game (min 3): 41.8 vs. Maryland, 10-31-1970 (4-167)  
Season: 17.1, 1948 (37-634)

### KICKOFF RETURNS

Game: 10 vs. Georgia Tech, 9-30-1944; West Virginia, 1-4-2012  
Season: 63, 2011  
Per Game: 6.3, 1946 (57 in 9 games)

### KICKOFF RETURN YARDS

Game: 286 vs. Florida State, 9-25-2004  
Season: 1,405, 2011  
Per Game: 107.9, 1970 (1,187 in 11 games)





# OFFENSIVE TEAM RECORDS

## KICKOFF RETURN AVERAGE

**Game (min 3):** 55.7 vs. Duke, 11-3-2007 (3-167)  
**Season:** 27.7, 2003 (29-803)

## MISCELLANEOUS

### THIRD-DOWN CONVERSION PERCENTAGE

**Game:** 100.0 vs. Wake Forest, 10-31-1981 (12-12)  
**Season:** 51.6, 1978 (99-192)

### FIRST DOWNS

**Game:** 40 vs. South Carolina, 11-26-2016  
**Season:** 403, 2016  
**Per Game:** 26.9, 2016 (403 in 15 games)

### FIRST DOWNS RUSHING

**Game:** 27 vs. Presbyterian College, 9-21-1957; Wake Forest, 10-31-1981  
**Season:** 192, 1978  
**Per Game:** 16.0, 1978 (192 in 12 games)

## FIRST DOWNS PASSING

**Game:** 31 vs. Pittsburgh, 11-12-2016  
**Season:** 235, 2016  
**Per Game:** 15.7, 2016 (235 in 15 games)

## PENALTIES

**Game:** 20 vs. NC State, 10-13-2001  
**Season:** 104, 1987, 2000  
**Per Game:** 8.7, 1987, 2000 (104 in 12 games)

## PENALTY YARDS

**Game:** 181 vs. NC State, 10-13-2001  
**Season:** 962, 2000  
**Per Game:** 80.2, 2000

## TIME OF POSSESSION

**Game:** 42:58 vs. North Carolina, 11-7-1992  
**Season:** 478:53, 2015  
**Per Game:** 34:15, 1989 (410:57 in 12 games)

## FEWEST TURNOVERS

**Game:** 0 vs. many  
**Season:** 8, 1940  
**Per Game:** 0.9, 1940 (8 in 9 games)

## TURNOVER MARGIN

**Game:** +7 vs. Duke, 10-19-1968; vs. Georgia, 9-19-1981  
**Season:** +23, 1989 (15-38 in 12 games)  
**Per Game:** +2.1, 1940 (+19 in 9 games)

## MOST FUMBLES

**Game:** 14 vs. Presbyterian College, 9-19-1953  
**Season:** 49, 1963  
**Per Game:** 4.9, 1963 (49 in 10 games)

## FEWEST FUMBLES

**Game:** 0 vs. many teams  
**Season:** 13, 1938  
**Per Game:** 1.4, 1938 (13 in 9 games)

## MOST FUMBLES LOST

**Game:** 5 vs. many teams  
**Season:** 26, 1963, 1975  
**Per Game:** 2.6, 1963 (26 in 10 games)

## FEWEST FUMBLES LOST

**Game:** 0 vs. many teams  
**Season:** 2, 1994  
**Per Game:** 0.2, 1994 (2 in 11 games)

# DEFENSIVE TEAM RECORDS

## TOTAL DEFENSE

### PLAYS

**Game:** 29 vs. Furman, 11-25-1939  
**Season:** 462, 1943  
**Per Game:** 52.0, 1940 (468 in 9 games)

### YARDS

**Game:** -12 vs. Furman, 11-6-1948  
**Season:** 1,575, 1939  
**Per Game:** 157.5, 1939 (1,575 in 10 games)

### YARDS PER PLAY

**Game:** -0.3 vs. Furman, 11-6-1948  
**Season:** 3.0, 1939

## RUSHING

### CARRIES

**Game:** 14 vs. Presbyterian College, 9-20-1941  
**Season:** 334, 1941  
**Per Game:** 32.8, 1986 (394 in 12 games)

### RUSHING YARDS

**Game:** -29 vs. Furman, 9-7-1996  
**Season:** 733, 1991  
**Per Game:** 61.1, 1991 (733 in 12 games)

### YARDS PER CARRY

**Game:** -1.5 vs. Furman, 9-20-1941  
**Season:** 1.8, 1991 (402-733)

## PASSING

### PASSING ATTEMPTS

**Game:** 0 vs. many  
**Season:** 105, 1938  
**Per Game:** 10.9, 1939 (109 in 10 games)

### COMPLETIONS

**Game:** 0 vs. many  
**Season:** 32, 1939  
**Per Game:** 3.2, 1939 (32 in 10 games)

### PASSING YARDS

**Game:** -4 vs. The Citadel, 11-23-2013  
**Season:** 449, 1939

### COMPLETION PERCENTAGE

**Game:** 0.0 vs. Rice, 10-31-1959 (0-13)  
**Season:** 29.4, 1939

## INTERCEPTIONS

**Game:** 6 vs. South Carolina, 11-27-1971; NC State, 9-30-1995  
**Season:** 25, 1951  
**Per Game:** 2.5, 1951 (25 in 10 games)

## INTERCEPTION RETURN YARDS

**Game:** 143 vs. Maryland, 10-31-1970  
**Season:** 368, 2008  
**Per Game:** 36.1, 1951 (361 in 10 games)

## SPECIAL TEAMS

### KICKOFF RETURN YARDS

**Game:** 0 vs. many  
**Season:** 346, 1976

### KICKOFF RETURN YARDS PER RETURN

**Game:** 0.0 vs. many  
**Season:** 14.7, 1952

### PUNT RETURN YARDS

**Game:** -5 vs. Ohio State, 1-3-2014  
**Season:** 44, 2016

### PUNT RETURN YARDS PER RETURN

**Game:** -4.0 vs. Furman, 9-15-2007; Central Michigan, 10-20-2007  
**Season:** 2.7, 1977 (24-65)

### BLOCKED PUNTS

**Game:** 3 vs. Auburn, 1-2-1998  
**Season:** 5, 1944

### BLOCKED KICKS

**Game:** 3 vs. Georgia, 10-7-1995; Auburn, 1-2-1998  
**Season:** 8, 1995

## SCORING

### POINTS

**Game:** 0 vs. many  
**Season:** 45, 1939  
**Per Game:** 4.5, 1939 (45 in 10 games)

### SHUTOUTS

**Season:** 7, 1928  
**Consecutive:** 6, 1928

### TOUCHDOWNS

**Game:** 0 vs. many  
**Season:** 6, 1939  
**Per Game:** 0.6, 1939 (6 in 10 games)

## RUSHING TOUCHDOWNS

**Game:** 0 vs. many  
**Season:** 5, 1938, 1939, 1979, 1981, 2017  
**Per Game:** 0.4, 2017 (5 in 13 games)

## PASSING TOUCHDOWNS

**Game:** 0 vs. many  
**Season:** 0, 1951

## MISCELLANEOUS

### SACKS

**Game:** 12 vs. Furman, 9-7-1996  
**Season:** 49, 2016 (322 yards)  
**Per Game:** 4.2, 1992 (46 in 11 games)

### PASS BREAKUPS

**Game:** 18 vs. The Citadel, 10-4-1986  
**Season:** 96, 1989  
**Per Game:** 8.0, 1989 (96 in 12 games)

### RECOVERED FUMBLES

**Game:** 6 vs. Duke, 10-16-1965  
**Season:** 21, 1956  
**Per Game:** 1.9, 1956 (21 in 11 games)

### FUMBLE RETURNS

**Game:** 2 vs. NC State, 10-4-2014  
**Season:** 6, 1996, 2006

### FUMBLE RETURN YARDS

**Game:** 93 vs. Virginia, 9-19-1998  
**Season:** 125, 2006

### FIRST DOWNS


**Game:** 0 vs. The Citadel, 12-4-1948  
**Season:** 80, 1939  
**Per Game:** 8.0, 1939 (80 in 10 games)

### TACKLES FOR LOSS

**Game:** 19 vs. NC State, 10-24-1987  
**Season:** 131, 2014  
**Per Game:** 10.2, 2004 (112 in 11 games)

### TURNOVERS FORCED

**Game:** 9 vs. Georgia, 9-19-1981  
**Season:** 41, 1981  
**Per Game:** 3.4, 1981 (41 in 12 games)



# SINGLE-GAME TEAM BESTS

## MOST RUSHING YARDS BY CLEMSON

Yds	Site - Opponent (Score CU-Opp.)	Date
615	A - Georgia Tech (73-0)	10-17-1903
536	H - Wake Forest (82-24)	10-31-1981
516	H - Presbyterian College (76-0)	9-22-1945
448	H - Furman (41-0)	11-6-1948
440	H - Chattanooga (54-3)	10-3-1992
439	H - Presbyterian College (66-0)	9-21-1957
436	H - Presbyterian College (55-0)	9-23-1950
436	H - Wake Forest (55-7)	9-16-2000
434	A - Furman (40-20)	11-26-1955
433	H - South Carolina (39-21)	11-23-1974
433	H - Duke (34-17)	11-11-1995

## FEWEST RUSHING YARDS BY CLEMSON

Yds	Site - Opponent (Score CU-Opp.)	Date
-15	A - Boston College (7-14)	10-10-1942
-1	A - Boston College (22-32)	9-26-1947
0	N1 - Alabama (10-34)	8-30-2008
3	A - North Carolina (0-24)	11-6-1993
4	N2 - Nebraska (21-26)	1-1-2009
6	H - Wake Forest (14-16)	10-4-1947
8	A - South Carolina (6-33)	10-21-1943
8	H - Virginia Tech (23-41)	10-6-2007
10	A - Maryland (7-21)	10-4-2003
17	A - Virginia Tech (11-31)	9-23-1999
N1 - Atlanta, Ga.; N2 - Jacksonville, Fla. (Gator Bowl)		

## MOST RUSHING YARDS BY OPPONENT

Yds	Site - Opponent (Score CU-Opp.)	Date
478	A - Tulane (20-36)	11-18-1944
475	A - Oklahoma (3-52)	9-30-1972
458	A - South Carolina (20-56)	11-22-1975
444	A - Wake Forest (20-36)	10-17-1970
437	A - Alabama (0-56)	9-20-1975
434	A - Texas A&M (0-24)	9-14-1974
409	H - NC State (7-45)	10-25-1975
406	A - Maryland (23-41)	11-17-1984

## FEWEST RUSHING YARDS BY OPPONENT

Yds	Site - Opponent (Score CU-Opp.)	Date
-29	H - Furman (19-3)	9-7-1996
-21	A - Furman (34-6)	11-22-1941
-20	H - Utah State (35-6)	10-16-2004
-17	H - Furman (41-0)	11-6-1948
-16	H - Long Beach State (59-0)	9-1-1990
-14	H - Kentucky (24-6)	10-2-1982
-11	A - Furman (14-3)	11-25-1939
-10	H - SC State (54-0)	9-20-2008
-9	H - Auburn (34-18)	11-22-1947
-6	A - North Carolina (35-3)	11-4-1989

## MOST RUSHING YARDS BY BOTH TEAMS

Yds	Teams & Yards	Site - (Score CU-Opp.)	Date
707	CU 397, South Carolina 310	H - (41-23)	11-25-1978
697	CU 433, South Carolina 264	H - (39-21)	11-23-1974
690	CU 232, South Carolina 458	A - (20-56)	11-22-1975
671	CU 283, NC State 388	A - (21-38)	10-23-1976
656	CU 323, Georgia Tech 333	N1 - (34-39)	12-5-2009
653	CU 390, North Carolina 263	H - (43-32)	11-9-1974
635	CU 160, Oklahoma 475	A - (3-52)	9-30-1972
633	CU 398, Presbyterian College 235	H - (69-7)	9-17-1949
629	CU 300, North Carolina 329	H - (23-27)	11-6-1976
624	CU 536, Wake Forest 88	H - (82-24)	10-31-1981
N1 - Tampa, Fla. (ACC Championship Game)			

## FEWEST RUSHING YARDS BY BOTH TEAMS

Yds	Teams & Yards	Site - (Score CU-Opp.)	Date
72	CU 41, Florida State 31	H - (28-35)	9-20-1997
86	CU 56, Virginia 30	A - (13-3)	11-22-2008
107	CU 47, Boston College 60	H - (17-20)	11-17-2007
109	CU 46, NC State 63	H - (14-13)	11-6-2010
114	CU 101, Florida State 13	A - (17-23^)	9-20-2014
119	CU 46, South Carolina 73	A - (8-13)	10-21-1954
119	CU 36, Maryland 83	H - (10-7)	10-23-2004
121	CU 56, Virginia Military 65	N1 - (0-0)	9-26-1942
124	CU 72, Louisville 52	H - (23-17)	10-11-2014
128	CU 99, Florida State 29	H - (35-30)	9-24-2011
N1 - Lynchburg, Va.			

## MOST PASSING YARDS BY CLEMSON

Yds	(C-A)	Site - Opponent (Score CU-Opp.)	Date
580	(52-70)	H - Pittsburgh (42-43)	11-12-2016
479	(31-41)	H - The Citadel (61-3)	11-18-2017
468	(24-33)	A - Syracuse (49-14)	10-5-2013
467	(32-42)	H - SC State (73-7)	9-6-2014
436	(28-39)	H - North Carolina (50-35)	9-27-2014
435	(34-45)	A - Virginia (59-10)	11-2-2013
433	(29-40)	A - Wake Forest (42-13)	10-25-2012

426	(30-44)	H - NC State (62-48)	11-17-2012
420	(34-52)	A - Duke (34-31)	11-2-2002
420	(27-42)	H - Boston College (34-17)	10-17-2015
420	(36-57)	N1 - Alabama (35-31)	1-9-2017
N1 - Tampa, Fla. (CFP National Championship Game)			

## FEWEST PASSING YARDS BY CLEMSON

Yds	(C-A)	Site - Opponent (Score CU-Opp.)	Date
-1	(1-6)	A - Maryland (6-6)	11-10-1956
0	(0-3)	N1 - George Washington (27-0)	11-5-1938
0	(0-4)	H - Presbyterian College (32-13)	9-19-1942
0	(0-2)	A - South Carolina (6-33)	10-21-1943
0	(0-2)	A - South Carolina (20-13)	10-19-1944
0	(0-8)	A - South Carolina (0-6)	10-23-1952
0	(0-6)	A - Fordham (12-12)	11-8-1952
0	(0-5)	H - Presbyterian College (33-7)	9-19-1953
0	(0-0)	A - South Carolina (7-0)	10-25-1956
0	(0-2)	H - Virginia Tech (21-6)	11-3-1956
N1 - Greenville, S.C.			

## MOST PASSING YARDS BY OPPONENT

Yds	(C-A)	Site - Opponent (Score CU-Opp.)	Date
521	(27-43)	A - Florida State (7-54)	11-4-2000
493	(29-53)	H - NC State (62-48)	11-17-2012
464	(39-52)	N2 - Texas Tech (15-55)	12-23-2002
454	(35-57)	H - Georgia Tech (28-31)	10-28-2000
444	(22-35)	H - Florida State (14-51)	10-19-2013
442	(29-37)	A - Florida State (0-57)	9-11-1993
418	(27-41)	A - Maryland (23-53)	11-14-1992
407	(32-46)	N3 - West Virginia (33-70)	1-4-2012
401	(29-59)	N1 - Louisiana Tech (49-24)	12-31-2001
395	(30-54)	A - NC State (43-22)	9-30-1995
N1 - Boise, Idaho (Humanitarian Bowl); N2 - Orlando, Fla. (Tangerine Bowl); N3 - Miami Gardens, Fla. (Orange Bowl)			

## FEWEST PASSING YARDS BY OPPONENT

Yds	(C-A)	Site - Opponent (Score CU-Opp.)	Date
-4	(1-5)	H - The Citadel (52-6)	11-23-2013
0	(0-10)	H - Presbyterian College (26-0)	9-17-1938
0	(0-0)	A - Wake Forest (7-0)	10-28-1938
0	(0-7)	A - George Washington (19-0)	10-31-1941
0	(0-4)	A - Miami (Fla.) (6-7)	11-2-1945
0	(0-7)	A - The Citadel (20-0)	12-4-1948
0	(0-2)	H - Presbyterian College (69-7)	9-17-1949
0	(0-9)	A - South Carolina (14-14)	10-19-1950
0	(1-9)	A - Virginia (20-7)	9-24-1955
0	(0-13)	A - Rice (19-0)	10-31-1959

## MOST PASSING YARDS BY BOTH TEAMS

Yds	Teams & Yards	Site - (Score CU-Opp.)	Date
919	CU 426, NC State 493	H - (62-48)	11-17-2012
888	CU 580, Pittsburgh 308	H - (42-43)	11-12-2016
830	CU 436, North Carolina 394	H - (50-35)	9-27-2014
783	CU 319, Texas Tech 464	N1 - (15-55)	12-23-2002
740	CU 405, Alabama 335	N2 - (40-45)	1-11-2016
736	CU 367, Boston College 369	A - (45-31)	9-29-2012
730	CU 420, Duke 310	A - (34-31)	11-2-2002
703	CU 329, NC State 374	H - (39-46)	10-31-1998
691	CU 273, Maryland 418	A - (23-53)	11-14-1992
689	CU 373, North Carolina 316	H - (59-38)	10-22-2011
N1 - Orlando, Fla. (Tangerine Bowl); N2 - Glendale, Ariz. (CFP National Championship Game)			

## FEWEST PASSING YARDS BY BOTH TEAMS

Yds	Teams & Yards	Site - (Score CU-Opp.)	Date
4	CU 4, George Washington 0	A - (19-0)	10-31-1941
11	CU -1, Maryland 12	A - (6-6)	11-10-1956
27	CU 0, South Carolina 27	A - (20-13)	10-19-1944
33	CU 27, Furman 6	A - (14-3)	11-25-1939
33	CU 12, Presbyterian College 21	H - (34-0)	9-25-1944
34	CU 34, Rice 0	A - (19-0)	10-31-1959
39	CU 10, Tulane 29	A - (0-13)	11-2-1940
39	CU 39, Virginia 0	A - (20-7)	9-24-1955
40	CU 0, Virginia Tech 40	H - (21-6)	11-3-1956
42	CU 39, George Washington 3	H - (0-7)	11-7-1942

## PASSING ATTEMPTS BY CLEMSON

Att.	Com.	Site - Opponent (Score CU-Opp.)	Date
70	52	H - Pittsburgh (42-43)	11-12-2016
67	38	H - Virginia Tech (23-41)	10-6-2007
57	35	A - Wake Forest (17-45)	11-1-2003
57	36	N3 - Alabama (35-31)	1-9-2017
56	25	N1 - Mississippi State (7-17)	12-30-1999
56	25	N2 - Texas Tech (15-55)	12-23-2002
55	25	A - Maryland (23-53)	11-14-1992
55	31	H - Miami (Fla.) (30-36^^^)	9-17-2005
54	21	H - NC State (28-30)	10-24-1987
53	27	H - Troy (30-24)	9-10-2016
52	34	A - Duke (34-31)	11-2-2002

52	39	H - NC State (24-17^)	10-15-2016
N1 - Atlanta, Ga. (Peach Bowl); N2 - Orlando, Fla. (Tangerine Bowl); N3 - Tampa, Fla. (CFP National Championship Game)			

## PASSING ATTEMPTS BY OPPONENT

Att.	Com.	Site - Opponent (Score CU-Opp.)	Date
59	29	N1 - Louisiana Tech (49-24)	12-31-2001
58	24	H - The Citadel (24-0)	10-4-1986
57	35	H - Georgia Tech (28-31)	10-28-2000
57	24	H - Duke (59-31)	12-1-2001
56	28	A - Wake Forest (35-33)	11-1-1980
56	30	H - NC State (30-10)	10-21-1989
56	31	N2 - Tennessee (27-14)	1-2-2004
54	30	A - NC State (43-22)	9-30-1995
53	34	A - Duke (38-31)	10-15-1983
53	29	H - NC State (62-48)	11-17-2012
N1 - Boise, Idaho (Humanitarian Bowl); N2 - Atlanta, Ga. (Peach Bowl)			

## COMPLETIONS BY CLEMSON

Co.	Att.	Site - Opponent (Score CU-Opp.)	Date
52	70	H - Pittsburgh (42-43)	11-12-2016
39	52	H - NC State (24-17^)	10-15-2016
38	67	H - Virginia Tech (23-41)	10-6-2007
36	57	N2 - Alabama (35-31)	1-9-2017
36	51	H - SC State (52-13)	9-7-2013
36	50	N1 - Louisiana State (25-24)	12-31-2012
35	57	A - Wake Forest (17-45)	11-1-2003
35	48	A - Syracuse (37-27)	11-14-2015
34	52	A - Duke (34-31)	11-2-2002
34	45	A - Virginia (59-10)	11-2-2013
N1 - Atlanta, Ga. (Chick-fil-A Bowl); N2 - Tampa, Fla. (CFP National Championship Game)			

## COMPLETIONS BY OPPONENT

Co.	Att.	Site - Opponent (Score CU-Opp.)	Date
39	52	N1 - Texas Tech (15-55)	12-23-2002
35	57	H - Georgia Tech (28-31)	10-28-2000
34	53	A - Duke (38-31)	10-15-1983
33	48	H - Virginia (30-27^)	10-11-2003
32	46	N3 - West Virginia (33-70)	1-4-2012
31	47	A - Rice (10-29)	9-23-1972
31	56	N2 - Tennessee (27-14)	1-2-2004
31	47	H - Boston College (17-20)	11-17-2007
31	50	A - NC State (38-31)	11-4-2017
N1 - Orlando, Fla. (Tangerine Bowl); N2 - Atlanta, Ga. (Peach Bowl); N3 - Miami Gardens, Fla. (Orange Bowl)			

## COMPLETION PERCENTAGE BY CLEMSON

Pct.	C-A	Site - Opponent (Score CU-Opp.)	Date
88.2	(15-17)	H - The Citadel (58-3)	9-16-1978
86.7	(13-15)	A - South Carolina (41-24)	11-23-1991
85.2	(23-27)	A - NC State (45-37)	10-13-2001
85.2	(23-27)	H - Central Michigan (70-14)	10-20-2007
83.3	(30-36)	H - South Carolina (56-7)	11-26-2016
82.1	(23-28)	H - Middle Tennessee (37-14)	9-13-2003
81.8	(18-22)	A - Maryland (28-24)	9-10-2005
81.8	(18-22)	H - Furman (38-10)	9-15-2007
81.1	(30-37)	H - Wofford (49-10)	9-5-2015
80.0	(12-15)	A - Duke (21-15)	10-18-1975
80.0	(12-15)	A - South Carolina (47-21)	11-22-1997
80.0	(12-15)	H - Furman (33-0)	9-5-1998
Note: Minimum 15 passing attempts.			

## COMPLETION PERCENTAGE BY OPPONENT

Pct.	C-A	Site - Opponent (Score CU-Opp.)	Date
84.6	(22-26)	A - NC State (24-17)	10-20-1990
80.0	(20-25)	A - Wake Forest (27-31)	10-1-2005
79.2	(19-24)	A - Wake Forest (27-17)	10-7-2006
78.4	(29-37)	A - Florida State (0-57)	9-11-1993
77.8	(14-18)	H - North Carolina (3-38)	10-20-2001
77.3	(17-22)	H - NC State (12-29)	9-10-1994
77.1	(27-35)	A - Florida State (37-49)	9-22-2012
75.0	(18-24)	A - Georgia Tech (21-29)	10-29-1973
75.0	(39-52)	N1 - Texas Tech (15-55)	12-23-2002
73.3	(22-30)	A - Georgia Tech (42-45)	11-13-1999
73.3	(22-30)	N2 - Alabama (10-34)	8-30-2008
N1 - Orlando, Fla. (Tangerine Bowl); N2 - Atlanta, Ga.; Note: Minimum 15 passing attempts.			

## PASSING EFFICIENCY BY CLEMSON

Eff.	Opponent	Site	Date	C-A-Yds-I-TD
262.9	Furman	H	9-15-2007	18-22-317-0-4
249.1	Central Michigan	H	10-20-2007	23-27-315-1-6
241.1	North Carolina	A	11-9-2002	12-20-274-0-4
237.7	NC State	A	10-13-2001	23-27-333-0-4
235.4	Virginia	H	10-8-1983	12-19-199-0-2
235.0	Virginia	H	9-24-1966	13-21-315-0-3
233.9	South Carolina	A	11-22-1997	12-15-157-0-3



# SINGLE-GAME TEAM BESTS

232.4	Maryland	H	11-12-1983	11-16-194-0-3
231.2	Duke	A	11-3-2012	21-29-384-3-6
229.7	Syracuse	A	10-5-2013	24-33-468-2-5

Note: Minimum 15 passing attempts.

## PASSING EFFICIENCY DEFENSE BY CLEMSON

Eff.	Opponent	Site	Date	C-A-Yds-I-TD
-6.0	Furman	A	11-28-1959	6-22-32-5-0
3.7	Presbyterian College	H	9-19-1953	4-19-56-4-0
4.1	Auburn	H	11-24-1951	3-17-44-3-0
8.0	Auburn	A	11-22-1952	5-17-52-4-0
13.8	Villanova	H	9-30-1978	4-16-50-3-0
15.5	Wake Forest	A	10-13-1956	4-19-35-2-0
22.3	Virginia	H	11-16-1974	6-21-32-2-0
22.6	South Carolina	A	11-27-1971	10-29-102-6-0
23.8	NC State	H	10-22-1977	7-18-63-4-0
25.1	Virginia	A	10-26-1963	6-15-21-2-0

Note: Minimum 15 passing attempts.

## PLAYS BY CLEMSON

PL	R	P	Site - Opponent (Score CU-Opp.)	Date
102	58	44	H - NC State (62-48)	11-17-2012
100	50	50	N1 - Louisiana State (25-24)	12-31-2012
99	42	57	N3 - Alabama (35-31)	1-9-2017
98	43	55	A - Maryland (23-53)	11-14-1992
98	57	41	A - Maryland (40-27)	10-26-2013
98	56	42	N2 - Alabama (40-45)	1-11-2016
96	77	19	A - Wake Forest (56-3)	11-4-1978
95	65	30	H - NC State (34-27)	10-7-2000
95	44	51	H - SC State (52-13)	9-7-2013
95	25	70	H - Pittsburgh (42-43)	11-12-2016
93	63	30	A - Furman (56-3)	11-28-1959
93	51	42	H - Georgia Tech (47-31)	10-6-2012
93	51	42	H - SC State (73-7)	9-6-2014

N1 - Atlanta, Ga. (Chick-fil-A Bowl); N2 - Glendale, Ariz. (CFP National Championship Game); N3 - Tampa, Fla. (CFP National Championship Game)

## PLAYS BY OPPONENT

PL	R	P	Site - Opponent (Score CU-Opp.)	Date
99	62	37	H - South Carolina (3-7)	11-23-1968
99	55	44	H - Louisville (42-36)	10-1-2016
97	74	23	H - North Carolina (7-42)	11-14-1970
97	40	57	H - Georgia Tech (28-31)	10-28-2000
96	58	38	H - Duke (10-21)	10-24-1970
93	57	36	A - Boston College (16-31)	9-10-1983
91	55	36	A - Georgia (13-31)	9-28-1968
91	82	9	A - North Carolina (15-32)	11-15-1969
91	41	50	H - Florida State (14-17)	10-23-1999

## MOST TOTAL OFFENSE YARDS BY CLEMSON

Yds	Rush,Pass	Site - Opponent (Score CU-Opp.)	Date
756	536,220	H - Wake Forest (82-24)	10-31-1981
754	328,426	H - NC State (62-48)	11-17-2012
735	268,467	H - SC State (73-7)	9-6-2014
718	334,384	A - Duke (56-20)	11-3-2012
665	353,312	H - Kent State (56-3)	9-2-2017
662	183,479	H - The Citadel (61-3)	11-18-2017
656	341,315	H - Central Michigan (70-14)	10-20-2007
630	50,580	H - Pittsburgh (42-43)	11-12-2016
624	238,386	H - Auburn (38-24)	9-17-2011
624	156,468	A - Syracuse (49-14)	10-5-2013

## FEWEST TOTAL OFFENSE YARDS BY CLEMSON

Yds	Rush,Pass	Site - Opponent (Score CU-Opp.)	Date
8	8,0	A - South Carolina (6-33)	10-21-1943
51	48,3	A - NC State (0-18)	10-11-1947
63	53,10	A - Tulane (0-13)	11-2-1940
85	-15,100	A - Boston College (7-14)	10-10-1942
90	68,22	A - Maryland (0-34)	11-14-1964
91	50,41	A - North Carolina (0-45)	8-31-1996
94	19,75	A - Auburn (0-51)	10-11-1969
102	65,37	A - Georgia Tech (0-27)	9-28-1963
102	31,71	H - Virginia Tech (0-37)	9-12-1998

## MOST TOTAL OFFENSE YARDS BY OPPONENT

Yds	Rush,Pass	Site - Opponent (Score CU-Opp.)	Date
771	250,521	A - Florida State (7-54)	11-4-2000
667	287,380	A - Florida State (37-49)	9-22-2012
634	192,442	A - Florida State (0-57)	9-11-1993
616	458,158	A - South Carolina (20-56)	11-22-1975
597	104,493	H - NC State (62-48)	11-17-2012
589	182,407	N3 - West Virginia (33-70)	1-4-2012
577	406,171	N1 - Maryland (23-41)	11-17-1984
573	155,418	A - Maryland (23-53)	11-14-1992
568	273,295	H - Louisville (42-36)	10-1-2016
566	179,387	N2 - Pittsburgh (3-34)	12-30-1977

N1 - Baltimore, Md.; N2 - Jacksonville, Fla. (Gator Bowl); N3 - Miami Gardens, Fla. (Orange Bowl)

## FEWEST TOTAL OFFENSE YARDS BY OPPONENT

Yds	Rush,Pass	Site - Opponent (Score CU-Opp.)	Date
-12	-17,5	H - Furman (41-0)	11-6-1948
-5	-11,6	A - Furman (14-3)	11-25-1939
29	29,0	A - The Citadel (20-0)	12-4-1948
35	-21,56	A - Furman (34-6)	11-22-1941
41	20,21	A - Virginia (35-0)	10-26-1963
44	7,37	H - SC State (73-7)	9-6-2014
54	29,25	H - Boston College (25-7)	9-19-2009
57	57,0	H - Presbyterian College (26-0)	9-17-1938
57	-16,73	H - Long Beach State (59-0)	9-1-1990
58	31,27	H - Furman (30-0)	9-2-1989

## TOTAL OFFENSE YARDS BY BOTH TEAMS

Yds	Teams & Yards	Site - (Score CU-Opp.)	Date
1351	CU 754, NC State 597	H - (62-48)	11-17-2012
1107	CU 756, Wake Forest 351	H - (82-24)	10-31-1981
1094	CU 630, Pittsburgh 464	H - (42-43)	11-12-2016
1093	CU 426, Florida State 667	A - (37-49)	9-22-2012
1084	CU 601, Georgia Tech 483	H - (47-31)	10-6-2012
1075	CU 507, Louisville 568	H - (42-36)	10-1-2016
1060	CU 718, Duke 342	A - (56-20)	11-3-2012
1059	CU 624, Auburn 435	H - (38-24)	9-17-2011
1046	CU 613, Louisville 433	A - (47-21)	9-16-2017
1044	CU 576, Maryland 468	A - (56-45)	10-15-2011

## YARDS PER PLAY BY CLEMSON

Y/P	P-Y	Site - Opponent (Score CU-Opp.)	Date
11.2	55-615	A - Georgia Tech (73-0)	10-17-1903
10.7	56-597	H - Presbyterian College (76-0)	9-22-1945
10.4	51-531	H - Presbyterian College (42-0)	9-20-1947
9.9	67-662	H - The Citadel (61-3)	11-18-2017
9.6	58-559	N1 - Temple (63-9)	10-12-2006
9.4	78-555	H - SC State (59-0)	9-17-2016
9.2	46-422	H - North Texas (35-10)	9-4-2010
9.1	58-526	H - Louisiana Tech (51-0)	9-30-2006
8.9	81-718	A - Duke (56-20)	11-3-2012
8.7	87-756	H - Wake Forest (82-24)	10-31-1981

N1 - Charlotte, N.C.

## FIRST DOWNS BY CLEMSON

FD	R,P,Pen.	Site - Opponent (Score CU-Opp.)	Date
40	17,20,3	H - South Carolina (56-7)	11-26-2016
35	27,8,0	H - Wake Forest (82-24)	10-31-1981
35	18,16,1	H - Central Michigan (70-14)	10-20-2007
34	20,14,0	H - NC State (62-48)	11-17-2012
34	15,14,5	H - Kent State (56-3)	9-2-2017
33	21,10,2	A - Wake Forest (51-6)	11-4-1978
33	17,14,2	A - Duke (56-20)	11-3-2012
33	19,10,4	A - Miami (Fla.) (58-0)	10-24-2015
33	18,13,2	N1 - North Carolina (45-37)	12-5-2015
33	0,31,2	H - Pittsburgh (42-43)	11-12-2016

N1 - Charlotte, N.C.

## FIRST DOWNS BY OPPONENT

FD	R,P,Pen.	Site - Opponent (Score CU-Opp.)	Date
35	23,10,2	A - Maryland (23-41)	11-17-1984
33	11,16,6	A - Duke (38-31)	10-15-1983
31	11,19,1	A - Florida State (0-57)	9-11-1993
31	6,22,3	H - Georgia Tech (28-31)	10-28-2000
31	13,16,2	N2 - West Virginia (33-70)	1-4-2012
31	16,12,3	H - Louisville (42-36)	10-1-2016
30	26,4,0	A - South Carolina (20-56)	11-22-1975
30	11,18,1	N1 - Pittsburgh (3-34)	12-30-1977

N1 - Jacksonville, Fla. (Gator Bowl); N2 - Miami Gardens, Fla. (Orange Bowl)

## TURNOVERS BY CLEMSON

TO	Site - Opponent	CU-Opp. (Fum.,Int.)	Date
10	A - Florida	13-54 (4,6)	10-11-1952
9	H - Auburn	19-45 (4,5)	11-21-1953
8	A - South Carolina	0-0 (1,7)	10-25-1945
8	H - Wake Forest	36-0 (5,3)	11-2-1963
8	A - North Carolina	15-32 (3,5)	11-15-1969
8	H - Tulane	13-17 (5,3)	9-13-1975
7	A - Georgia Tech	0-27 (4,3)	9-28-1963
7	A - Georgia	23-26 (3,4)	9-22-1984
7	A - Kentucky	7-26 (4,3)	10-5-1985
7	H - Wake Forest	19-29 (3,4)	9-26-1998

## TURNOVERS BY CLEMSON IN A CLEMSON VICTORY

TO	Site - Opponent	CU-Opp. (Fum.,Int.)	Date
8	H - Wake Forest	36-0 (5,3)	11-2-1963
5	H - Virginia	40-35 (5,0)	9-24-1966
5	H - Wake Forest	16-14 (5,0)	10-11-1975
5	H - Virginia Tech	38-7 (3,2)	10-7-1978
5	H - NC State	17-7 (2,3)	10-24-1981
5	H - W. Carolina	21-10 (4,1)	9-25-1982
5	A - Virginia Tech	20-17 (5,0)	9-14-1985

5	H - Louisville	42-36 (2,3)	10-1-2016
---	----------------	-------------	-----------

## TURNOVERS FORCED BY CLEMSON

TO	Site - Opponent	CU-Opp. (Fum.,Int.)	Date
9	H - Georgia	13-3 (4,5)	9-19-1981
8	H - Presbyterian College	53-0 (4,4)	9-25-1948
8	H - Duke	39-22 (6,2)	10-19-1968
8	A - Georgia Tech	7-28 (5,3)	10-3-1970
7	H - Virginia Tech	35-0 (3,4)	11-10-1945
7	A - Fordham	12-12 (5,2)	11-8-1952
7	A - Furman	56-33 (3,4)	11-28-1959
7	A - Texas Christian	10-14 (2,5)	10-24-1964
7	H - Virginia Tech	38-7 (4,3)	10-7-1978
7	H - Duke	28-8 (3,4)	10-21-1978
7	A - Tulane	13-5 (3,4)	9-12-1981
7	A - Virginia	6-9 (3,4)	9-17-1994
7	A - NC State	43-22 (1,6)	9-30-1995

## INTERCEPTION RETURN YARDS BY CLEMSON

Yds (Int.)	Site - Opponent (Score CU-Opp.)	Date
143 (4)	A - Maryland (24-11)	10-31-1970
132 (3)	A - Virginia Tech (27-7)	9-16-1989
131 (4)	H - Western Carolina (21-10)	9-25-1982
124 (6)	A - NC State (43-22)	9-30-1995
122 (4)	H - Virginia Tech (35-0)	11-10-1945
110 (3)	H - Wake Forest (33-31)	11-21-1959
109 (4)	H - Florida State (20-24)	9-12-1992
107 (4)	A - Wake Forest (28-7)	9-24-1960
105 (2)	N1 - Virginia Tech (38-10)	12-3-2011
104 (3)	H - South Carolina (28-19)	11-21-1998
104 (2)	N2 - Ohio State (31-0)	12-31-2016

N1 - Charlotte, N.C.; N2 - Glendale, Ariz. (Fiesta Bowl)

## INTERCEPTION RETURN YARDS BY OPPONENT

Yds (Int.)	Site - Opponent (Score CU-Opp.)	Date
166 (6)	H - Auburn (19-45)	11-21-1953
159 (4)	H - Duke (17-34)	10-18-1980
147 (3)	A - Georgia Tech (6-28)	11-15-2014
116 (3)	A - Georgia (16-20)	9-20-1980
108 (2)	A - NC State (35-34)	10-27-1984
93 (2)	N1 - South Florida (26-31)	12-31-2010
85 (1)	A - Wake Forest (17-45)	11-1-2003
83 (3)	H - Maryland (21-6)	11-11-1963
77 (5)	H - Duke (0-16)	10-20-1962
73 (3)	H - Maryland (0-19)	9-15-1979

N1 - Charlotte, N.C. (Meineke Car Care Bowl)

## PUNT RETURN YARDS BY CLEMSON

Yds (PR)	Site - Opponent (Score CU-Opp.)	Date
227 (11)	H - Georgia Tech (33-12)	9-26-1987
172 (9)	H - Western Carolina (43-0)	9-5-1987
169 (7)	H - Maryland (40-7)	11-16-1991
167 (4)	H - Maryland (24-11)	10-31-1970
155 (8)	A - Wake Forest (24-7)	10-6-1962
140 (4)	H - Duquesne (42-0)	11-20-1948
136 (11)	A - George Washington (19-0)	10-31-1941
135 (5)	H - Middle Tennessee (37-14)	9-5-2009
134 (8)	H - Presbyterian College (53-6)	9-22-1951
130 (5)	H - Georgia Tech (28-31)	10-28-2000

## PUNT RETURN YARDS BY OPPONENT

Yds (PR)	Site - Opponent (Score CU-Opp.)	Date
150 (5)	H - Florida State (28-35)	9-20-1997
147 (7)	A - Auburn (7-28)	11-29-1941
133 (7)	A - Wake Forest (6-19)	10-31-1942
129 (10)	H - Virginia Tech (0-37)	9-12-1998
126 (7)	A - Georgia Tech (0-51)	9-30-1944
126 (4)	H - Virginia Tech (23-41)	10-6-2007
124 (5)	N1 - California (13-37)	1-2-1992
116 (8)	A - Tennessee (7-26)	10-28-1944
116 (6)	A - Georgia (7-19)	10-10-1964
113 (3)	A - South Carolina (0-20)	10-25-1951

N1 - Orlando, Fla. (Citrus Bowl)

## KICKOFF RETURN YARDS BY CLEMSON

Yds (KOR)	Site - Opponent (Score CU-Opp.)	Date
286 (7)	A - Florida State (22-41)	9-25





# SINGLE-GAME TEAM BESTS

## KICKOFF RETURN YARDS BY OPPONENT

Yds (KOR)	Site - Opponent (Score CU-Opp.)	Date
290 (10)	H - North Carolina (59-38)	10-22-2011
277 (8)	H - NC State (62-48)	11-17-2012
265 (11)	H - Central Michigan (70-14)	10-20-2007
242 (10)	H - Syracuse (54-0)	11-5-2016
240 (9)	N1 - Temple (63-9)	10-12-2006
231 (7)	H - Duke (49-17)	10-15-1988
220 (7)	A - NC State (42-20)	9-22-2007
216 (10)	A - Wake Forest (51-6)	11-4-1978
214 (6)	A - Virginia Tech (27-7)	9-16-1989
213 (5)	A - Boston College (33-34^^)	9-9-2006
213 (6)	A - NC State (56-41)	10-31-2015
N1 - Charlotte, N.C.		

## SACKS BY CLEMSON

Sacks (Yds)	Site - Opponent (Score CU-Opp.)	Date
12 (70)	H - Furman (19-3)	9-7-1996
11 (84)	H - Utah State (35-6)	10-16-2004
11 (72)	H - Auburn (14-6)	9-9-2017
10 (64)	H - Maryland (0-19)	9-15-1979
10 (59)	H - Duke (21-6)	10-17-1992
9 (47)	A - NC State (35-34)	10-27-1984
9 (58)	A - Wake Forest (24-6)	10-27-1990
8 (55)	H - NC State (39-10)	10-26-1985
8 (66)	H - Maryland (35-3)	11-2-1996
8 (56)	H - Duke (58-7)	11-6-1999
8 (55)	A - Duke (52-22)	9-30-2000

## TACKLES FOR LOSS BY CLEMSON

TFL (Yds)	Site - Opponent (Score CU-Opp.)	Date
19 (77)	H - NC State (28-30)	10-24-1987
17 (66)	H - Duke (21-6)	10-17-1992
17 (68)	A - Miami (Fla.) (24-17)	10-6-2004
16 (89)	A - Virginia Tech (22-10)	9-12-1987
15 (51)	H - Maryland (40-7)	11-16-1991
15 (75)	H - Furman (19-3)	9-7-1996
15 (80)	H - Maryland (35-3)	11-2-1996
15 (91)	H - Utah State (35-6)	10-16-2004

## PASS BREAKUPS BY CLEMSON

PBU	Site - Opponent (Score CU-Opp.)	Date
18	H - The Citadel (24-0)	10-4-1986
15	A - Duke (17-21)	9-30-1989
14	A - Virginia Tech (20-17)	9-14-1985
14	H - Duke (35-3)	10-18-1986
14	H - Virginia (34-20)	10-7-1989

## CAUSED FUMBLES BY CLEMSON

CF	Site - Opponent (Score CU-Opp.)	Date
5	H - Central Florida (21-13)	9-1-2001
5	H - Notre Dame (24-22)	10-3-2015
4	H - Maryland (0-19)	9-15-1979
4	A - Georgia (31-28)	9-20-1986
4	H - The Citadel (24-0)	10-4-1986
4	H - Long Beach State (59-0)	9-1-1990
4	H - Appalachian State (48-0)	9-22-1990
4	N1 - Duke (33-21)	11-30-1991
4	A - Virginia (6-9)	9-17-1994
4	H - Virginia (33-14)	9-11-1999
4	A - Wake Forest (27-17)	10-7-2006

N1 - Tokyo, Japan

## INTERCEPTIONS BY CLEMSON

Int. (Yds)	Site - Opponent (Score CU-Opp.)	Date
6 (82)	A - South Carolina (17-7)	11-27-1971
6 (124)	A - NC State (43-22)	9-30-1995
5 (51)	A - South Carolina (21-13)	10-24-1940
5 (21)	A - Texas Christian (10-14)	10-24-1964
5 (87)	H - Virginia (29-3)	10-31-1964
5 (28)	A - South Carolina (3-7)	11-23-1968
5 (29)	H - Virginia (37-21)	10-21-1972
5 (47)	H - Georgia (13-3)	9-19-1981
5 (22)	A - Georgia (23-26)	9-22-1984
5 (27)	A - Duke (17-21)	9-30-1989
5 (52)	H - North Carolina (17-10)	11-4-1995
5 (84)	H - NC State (26-20)	10-30-2004

## VICTORY MARGIN BY CLEMSON

Margin	CU-Opp.	Site - Opponent	Date
+122	122-0	H - Guilford	10-5-1901
+94	94-0	A - Furman	9-25-1915
+76	76-0	H - Presbyterian College	9-22-1945
+75	75-0	H - Newberry	10-17-1930
+73	73-0	A - Georgia Tech	10-17-1903
+68	68-0	H - Newberry	9-21-1929
+66	66-0	H - Presbyterian College	9-21-1957
+66	73-7	H - SC State	9-6-2014
+65	65-0	H - Camp Sevier	9-27-1918

+64	64-0	H - Davidson	9-19-1900
+62	69-7	H - Presbyterian College	9-17-1949
+60	67-7	H - Furman	11-23-1918
+60	60-0	H - Elon	9-27-1924
+59	59-0	A - Samford	10-5-1912
+59	59-0	H - The Citadel	11-27-1954
+59	59-0	H - Long Beach State	9-1-1990
+59	59-0	H - SC State	9-17-2016
+58	82-24	H - Wake Forest	10-31-1981
+58	58-0	A - Miami (Fla.)	10-24-2015
+58	61-3	H - The Citadel	11-18-2017
+57	57-0	A - Furman	10-22-1914
+57	57-0	H - Newberry	10-7-1922
+56	70-14	H - Central Michigan	10-20-2007
+55	55-0	H - Bingham	10-20-1898
+55	57-2	H - Furman	11-18-1950
+55	58-3	H - The Citadel	9-16-1978
+55	55-0	A - Virginia	9-8-1984
+54	54-0	H - Presbyterian College	9-23-1950
+54	63-9	N1 - Temple	10-12-2006
+54	54-0	H - SC State	9-20-2008
+54	54-0	H - Syracuse	11-5-2016
+53	53-0	H - Erskine	9-27-1919
+53	53-0	H - Presbyterian College	11-25-1948
+53	56-3	A - Furman	11-28-1959
+53	62-9	H - Missouri	9-9-2000
+53	56-3	H - Kent State	9-2-2017
+52	52-0	A - Mercer	11-17-1913
+52	52-0	H - Erskine	11-18-1922
+52	52-0	H - Erskine	10-19-1928
+51	51-0	A - South Carolina	11-1-1900
+51	58-7	H - Duke	11-6-1999
+51	51-0	H - Louisiana Tech	9-30-2006

N1 - Charlotte, N.C.

## VICTORY MARGIN BY OPPONENT

Margin	CU-Opp.	Site - Opponent	Date
+67	7-74	N1 - Alabama	11-14-1931
+57	0-57	A - Florida State	9-11-1993
+56	0-56	A - Auburn	10-19-1912
+56	0-56	A - Alabama	9-20-1975
+55	0-55	A - Georgia	11-25-1920
+53	13-66	H - Camp Hancock	11-9-1918
+51	0-51	A - Georgia Tech	9-30-1944
+51	0-51	A - Auburn	10-11-1969
+49	3-52	A - Oklahoma	9-30-1972

N1 - Montgomery, Ala.

## HOME VICTORY MARGIN BY CLEMSON

Margin	CU-Opp.	Opponent	Date
+122	122-0	Guilford	10-5-1901
+76	76-0	Presbyterian College	11-22-1945
+75	75-0	Newberry	10-17-1930
+68	68-0	Newberry	9-21-1929
+66	66-0	Presbyterian College	11-21-1957
+66	73-7	SC State	9-6-2014
+65	65-0	Camp Sevier	9-27-1918
+64	64-0	Davidson	10-19-1900
+62	69-7	Presbyterian College	9-17-1949
+60	67-7	Furman	11-23-1918
+60	60-0	Elon	9-27-1924

## VICTORY MARGIN AT CLEMSON BY OPPONENT

Margin	CU-Opp.	Opponent	Date
+53	13-66	Camp Hancock	11-9-1918
+44	6-50	Virginia Tech	11-1-1924
+44	0-44	Auburn	10-10-1970
+42	0-42	Florida	11-7-1925
+41	0-41	Georgia	9-18-1976
+38	7-45	NC State	10-25-1975
+37	0-37	Virginia Tech	9-12-1998
+37	14-51	Florida State	10-19-2013
+36	7-43	Florida State	11-1-1975
+35	7-42	North Carolina	11-14-1970
+35	3-38	North Carolina	10-20-2001

## MEMORIAL STADIUM VICTORY MARGIN BY CLEMSON

Margin	CU-Opp.	Opponent	Date
+76	76-0	Presbyterian College	11-22-1945
+66	66-0	Presbyterian College	11-21-1957
+66	73-7	SC State	9-6-2014
+62	69-7	Presbyterian College	9-17-1949
+59	59-0	The Citadel	11-27-1954
+59	59-0	Long Beach State	9-1-1990
+59	59-0	SC State	9-17-2016
+58	82-24	Wake Forest	10-31-1981
+58	61-3	The Citadel	11-18-2017
+56	70-14	Central Michigan	10-20-2007
+55	57-2	Furman	11-18-1950

+55	58-3	The Citadel	9-16-1978
-----	------	-------------	-----------

## MEMORIAL STADIUM VICTORY MARGIN BY OPPONENT

Margin	CU-Opp.	Opponent	Date
+44	0-44	Auburn	10-10-1970
+41	0-41	Georgia	9-18-1976
+38	7-45	NC State	10-25-1975
+37	0-37	Virginia Tech	9-12-1998
+37	14-51	Florida State	10-19-2013
+36	7-43	Florida State	11-1-1975
+35	7-42	North Carolina	11-14-1970
+35	3-38	North Carolina	10-20-2001

## ROAD/NEUTRAL VICTORY MARGIN BY CLEMSON

Margin	CU-Opp.	Site - Opponent	Date
+94	94-0	A - Furman	9-25-1915
+73	73-0	A - Georgia Tech	10-17-1903
+59	59-0	A - Samford	10-5-1912
+58	58-0	A - Miami (Fla.)	10-24-2015
+57	57-0	A - Furman	10-22-1914
+55	55-0	A - Virginia	9-8-1984
+54	63-9	N1 - Temple	10-12-2006
+53	56-3	A - Furman	11-28-1959
+52	52-0	A - Mercer	11-17-1913
+51	51-0	A - South Carolina	11-1-1900

N1 - Charlotte, N.C.

## ROAD/NEUTRAL VICTORY MARGIN BY OPPONENT

Margin	CU-Opp.	Site - Opponent	Date
+67	7-74	A - Alabama	11-14-1931
+57	0-57	A - Florida State	9-11-1993
+56	0-56	A - Auburn	10-19-1912
+56	0-56	A - Alabama	9-20-1975
+55	0-55	A - Georgia	11-25-1920
+51	0-51	A - Georgia Tech	9-30-1944
+51	0-51	A - Auburn	10-11-1969

## ACC VICTORY MARGIN BY CLEMSON

Margin	CU-Opp.	Site - Opponent	Date
+58	82-24	H - Wake Forest	10-31-1981
+58	58-0	H - Miami (Fla.)	10-24-2015
+55	55-0	A - Virginia	9-8-1984
+54	54-0	H - Syracuse	11-5-2016
+51	58-7	H - Duke	11-6-1999
+49	56-7	H - Wake Forest	9-28-2013
+49	59-10	A - Virginia	11-2-2013
+48	48-0	A - Virginia	10-9-1982
+48	55-7	H - Wake Forest	9-16-2000
+47	47-0	A - Virginia	9-26-1959
+46	56-10	A - Boston College	10-7-2016
+45	51-6	A - Wake Forest	11-4-1978
+45	52-7	H - North Carolina	9-23-2006

## ACC VICTORY MARGIN BY OPPONENT

Margin	CU-Opp.	Site - Opponent	Date
+57	0-57	A - Florida State	9-11-1993
+48	0-48	A - Florida State	10-17-1998
+47	7-54	A - Florida State	11-4-2000
+45	0-45	A - North Carolina	8-31-1996
+38	7-45	H - NC State	10-25-1975
+37	14-51	H - Florida State	10-19-2013

## POINTS BY CLEMSON

Pts	CU-Opp.	Site - Opponent	Date
122	122-0	H - Guilford	10-5-1901
94	94-0	A - Furman	9-25-1915
82	82-24	H - Wake Forest	10-31-1981
76	76-0	H - Presbyterian College	11-22-1945
75	75-0	H - Newberry	10-17-1930
73	73-0	A - Georgia Tech	10-17-1903
73	73-7	H - SC State	9-6-2014
70	70-14	H - Central Michigan	10-20-2007
69	69-7	H - Presbyterian College	9-17-1949
68	68-0	H - Newberry	9-21-1929
67	67-7	H - Furman	11-23-1918
66	66-0	H - Presbyterian College	11-21-1957
65	65-0	H - Camp Sevier	9-27-1918
64	64-0	H - Davidson	10-19-1900
63	63-17	A - South Carolina	11-22-2003
63	63-9	N1 - Temple	10-12-2006
62	62-9	H - Missouri	9-9-2000
62	62-48	H - NC State	11-17-2012
61	61-3	H - The Citadel	11-18-2017
60	60-0	H - Elon	9-27-1924
59	59-0	A - Samford	10-5-1912
59	59-0	H - The Citadel	11-27-1954
59	59-0	H - Long Beach State	9-1-1990
59	59-31	H - Duke	12-1-2001
59	59-38	H - North Carolina	10-22-2011



# SINGLE-GAME TEAM BESTS

59	59-10	A - Virginia	11-2-2013
59	59-0	H - SC State	9-17-2016
58	58-3	H - The Citadel	9-16-1978
58	58-7	H - Duke	11-6-1999
58	58-21	H - Presbyterian College	9-11-2010
58	58-0	A - Miami (Fla.)	10-24-2015
57	57-0	A - Furman	10-22-1914
57	57-0	H - Newberry	10-7-1922
57	57-12	H - Virginia Military	11-11-1944
57	57-2	H - Furman	11-18-1950
56	56-3	A - Furman	11-28-1959
56	56-45	A - Maryland	10-15-2011
56	56-20	A - Duke	11-3-2012
56	56-7	H - Wake Forest	9-28-2013
56	56-41	A - NC State	10-31-2015
56	56-10	A - Boston College	10-7-2016
56	56-7	H - South Carolina	11-26-2016
56	56-3	H - Kent State	9-2-2017
55	55-0	H - Bingham	10-20-1898
55	55-7	N2 - Florida	11-17-1917
55	55-0	A - Virginia	9-8-1984
55	55-9	H - Western Carolina	9-2-1995
55	55-7	H - Wake Forest	9-16-2000
55	55-31	H - Georgia Tech	11-14-2013
54	54-0	H - Presbyterian College	9-23-1950
54	54-32	H - North Carolina	11-9-1974
54	54-21	H - Duke	10-20-1984
54	54-6	H - Florida Atlantic	9-2-2006
54	54-0	H - SC State	9-20-2008
54	54-0	H - Syracuse	11-5-2016
53	53-0	H - Erskine	9-27-1919
53	53-0	H - Presbyterian College	11-25-1948
53	53-20	H - Duquesne	11-4-1950
53	53-6	H - Presbyterian College	11-22-1951
53	53-13	H - Presbyterian College	11-20-1952
52	52-14	H - The Citadel	10-26-1912
52	52-0	A - Mercer	11-17-1913
52	52-0	H - Erskine	11-18-1922
52	52-0	H - Erskine	10-19-1928
52	52-27	H - Maryland	11-12-1983
52	52-22	A - Duke	9-30-2000
52	52-7	H - North Carolina	9-23-2006
52	52-27	H - Ball State	9-8-2012
52	52-13	H - SC State	9-7-2013
52	52-6	H - The Citadel	11-23-2013
51	51-0	A - South Carolina	11-1-1900
51	51-0	H - Louisiana Tech	9-30-2006
50	50-35	H - North Carolina	9-27-2014

N1 - Charlotte, N.C.; N2 - Jacksonville, Fla.

## POINTS BY OPPONENT

Pts	CU-Opp.	Site - Opponent	Date
74	7-74	N1 - Alabama	11-14-1931
70	33-70	N3 - West Virginia	1-4-2012
66	13-66	H - Camp Hancock	11-9-1918
57	0-57	A - Florida State	9-11-1993
56	0-56	A - Auburn	10-14-1921
56	0-56	A - Alabama	9-20-1975
56	20-56	A - South Carolina	11-22-1975
55	0-55	A - Georgia	11-25-1920
55	15-55	N2 - Texas Tech	12-23-2002
54	7-54	A - Florida State	11-4-2000
54	13-54	A - Tulane	11-9-1946
54	13-54	A - Florida	10-11-1952
53	23-53	A - Maryland	11-14-1992
52	3-52	A - Oklahoma	9-30-1972
51	0-51	A - Georgia Tech	9-30-1944
51	0-51	A - Auburn	10-11-1969
51	14-51	H - Florida State	10-19-2013
50	6-50	H - Virginia Tech	11-1-1924

N1 - Montgomery, Ala.; N2 - Orlando, Fla. (Tangerine Bowl); N3 - Miami Gardens, Fla. (Orange Bowl)

## POINTS BY BOTH TEAMS

Pts	CU-Opp.	Site - Opponent	Date
122	122-0	H - Guilford	10-5-1901
110	62-48	H - NC State	11-17-2012
106	82-24	H - Wake Forest	10-31-1981
103	33-70	N1 - West Virginia	1-4-2012
101	56-45	A - Maryland	10-15-2011
97	59-38	H - North Carolina	10-22-2011
97	56-41	A - NC State	10-31-2015
94	94-0	A - Furman	9-25-1915
91	^47-44	A - Georgia Tech	9-29-2001
90	59-31	H - Duke	12-1-2001
87	42-45	A - Georgia Tech	11-13-1999

N1 - Miami Gardens, Fla. (Orange Bowl)

## POINTS IN ROAD/NEUTRAL GAME BY CLEMSON

Pts	CU-Opp.	Site - Opponent	Date
94	94-0	A - Furman	9-25-1915
73	73-0	A - Georgia Tech	10-17-1903
63	63-17	A - South Carolina	11-22-2003
63	63-9	N1 - Temple	10-12-2006
59	59-0	A - Samford	10-5-1912
59	59-10	A - Virginia	11-2-2013
58	58-0	A - Miami (Fla.)	10-24-2015
57	57-0	A - Furman	10-22-1914
56	56-3	A - Furman	11-28-1959
56	56-45	A - Maryland	10-15-2011
56	56-20	A - Duke	11-3-2012
56	56-41	A - NC State	10-31-2015
56	56-10	A - Boston College	10-7-2016

N1 - Charlotte, N.C.

## POINTS IN ROAD/NEUTRAL GAME BY OPPONENT

Pts	CU-Opp.	Site - Opponent	Date
74	7-74	N1 - Alabama	11-14-1931
70	33-70	N3 - West Virginia	1-4-2012
57	0-57	A - Florida State	9-11-1993
56	0-56	A - Auburn	10-14-1921
56	0-56	A - Alabama	9-20-1975
56	20-56	A - South Carolina	11-22-1975
55	0-55	A - Georgia	11-25-1920
55	15-55	N2 - Texas Tech	12-23-2002
54	13-54	A - Tulane	11-9-1946
54	13-54	A - Florida	10-11-1952
54	7-54	A - Florida State	11-4-2000

N1 - Montgomery, Ala.; N2 - Orlando, Fla. (Tangerine Bowl); N3 - Miami Gardens, Fla. (Orange Bowl)

## POINTS IN ACC GAME BY CLEMSON

Pts	CU-Opp.	Site - Opponent	Date
82	82-24	H - Wake Forest	10-31-1981
62	62-48	H - N.C State	11-17-2012
59	59-31	H - Duke	12-1-2001
59	59-38	H - North Carolina	10-22-2011
59	59-10	A - Virginia	11-2-2013
58	58-7	H - Duke	11-6-1999
58	58-0	A - Miami (Fla.)	10-24-2015
56	56-45	A - Maryland	10-15-2011
56	56-20	A - Duke	11-3-2012
56	56-7	H - Wake Forest	9-28-2013
56	56-41	A - NC State	10-31-2015
56	56-10	A - Boston College	10-7-2016
55	55-0	A - Virginia	9-8-1984
55	55-7	H - Wake Forest	9-16-2000
55	55-31	H - Georgia Tech	11-14-2013

## POINTS IN ACC GAME BY OPPONENT

Pts	CU-Opp.	Site - Opponent	Date
57	0-57	A - Florida State	9-11-1993
54	7-54	A - Florida State	11-4-2000
53	23-53	A - Maryland	11-14-1992
51	14-51	H - Florida State	10-19-2013
49	37-49	A - Florida State	9-22-2012
48	0-48	A - Florida State	10-17-1998
48	31-48	A - Florida State	10-3-2002
48	62-48	H - NC State	11-17-2012
46	39-46	A - NC State	10-31-1998
45	7-45	H - NC State	10-25-1975
45	26-45	H - Florida State	9-9-1995
45	0-45	A - North Carolina	8-31-1996
45	42-45	A - Georgia Tech	11-13-1999
45	56-45	A - Maryland	10-15-2011

## POINTS AT HOME BY CLEMSON

Pts	CU-Opp.	Opponent	Date
122	122-0	Guilford	10-5-1901
82	82-24	Wake Forest	10-31-1981
76	76-0	Presbyterian College	11-22-1945
75	75-0	Newberry	10-17-1930
73	73-7	SC State	9-6-2014
70	70-14	Central Michigan	10-20-2007
69	69-7	Presbyterian College	9-17-1949
68	68-0	Newberry	9-21-1929
67	67-7	Furman	11-23-1918
66	66-0	Presbyterian College	11-21-1957

## POINTS AT MEMORIAL STADIUM BY CLEMSON

Pts	CU-Opp.	Opponent	Date
82	82-24	Wake Forest	10-31-1981
76	76-0	Presbyterian College	11-22-1945
73	73-7	SC State	9-6-2014
70	70-14	Central Michigan	10-20-2007
69	69-7	Presbyterian College	9-17-1949
66	66-0	Presbyterian College	11-21-1957

62	62-9	Missouri	9-9-2000
62	62-48	NC State	11-17-2012
61	61-3	The Citadel	11-18-2017
59	59-0	The Citadel	11-27-1954
59	59-0	Long Beach State	9-1-1990
59	59-31	Duke	12-1-2001
59	59-38	North Carolina	10-22-2011
59	59-0	SC State	9-17-2016

## POINTS AT CLEMSON BY OPPONENT


Pts	CU-Opp.	Opponent	Date
66	13-66	Camp Hancock	11-9-1918
51	14-51	Florida State	10-19-2013
50	6-50	Virginia Tech	11-1-1924
48	62-48	NC State	11-17-2012
46	39-46	NC State	10-31-1998
45	19-45	Auburn	11-21-1953
45	7-45	NC State	10-25-1975
45	26-45	Florida State	9-9-1995
44	0-44	Auburn	10-10-1970

## POINTS AT MEMORIAL STADIUM BY OPPONENT

Pts	CU-Opp.	Opponent	Date
51	14-51	Florida State	10-19-2013
48	62-48	NC State	11-17-2012
46	39-46	NC State	10-31-1998
45	19-45	Auburn	11-21-1953
45	7-45	NC State	10-25-1975
45	26-45	Florida State	9-9-1995
44	0-44	Auburn	10-10-1970
43	7-43	Florida State	11-1-1975
43	42-43	Pittsburgh	11-12-2016
42	7-42	North Carolina	11-14-1970
41	12-41	Wake Forest	10-30-1943
41	0-41	Georgia	9-18-1976
41	27-41	Florida State	11-3-2001
41	23-41	Virginia Tech	10-6-2007

^ - one overtime

# OFFENSIVE TEAM SEASON BESTS



## WINS

1.	2015	14-1
	2016	14-1
3.	1981	12-0
	2017	12-1
5.	1948	11-0
	1978	11-1
	2012	11-2
	2013	11-2
9.	1987	10-2
	1988	10-2
	1989	10-2
	1990	10-2
	2011	10-4
	2014	10-3

## WINNING PERCENTAGE

1.	1981	12-0	100.0
	1948	11-0	100.0
	1900	6-0	100.0
4.	1950	9-0-1	95.0
5.	2015	14-1	93.3
	2016	14-1	93.3
7.	2017	12-1	92.3
8.	1978	11-1	91.7
9.	1939	9-1	90.0
10.	1982	9-1-1	86.4
	1983	9-1-1	86.4

Note: Minimum six games.

## PLAYS

1.	2016	1221
2.	2015	1207
3.	2012	1062
4.	2011	1055
5.	2013	1037
6.	2014	990
7.	2017	978
8.	2007	963
9.	2003	954
10.	1978	946

## PLAYS PER GAME

1.	2012	81.7
2.	2016	81.4
3.	2015	80.5
4.	2013	79.8
5.	1978	78.8
6.	2000	77.6
7.	1999	76.7
8.	1991	76.5
9.	1986	76.4
10.	2014	76.2

## YARDS PER PLAY

1.	2006	6.50
2.	2015	6.39
3.	2013	6.36
4.	2012	6.28
5.	2016	6.18
6.	1950	6.16
7.	2017	5.96
8.	2011	5.85
9.	2003	5.73
10.	2009	5.73

## YARDS

1.	2015	7718
2.	2016	7552
3.	2012	6665
4.	2013	6600
5.	2011	6171
6.	2017	5826
7.	2003	5467
8.	2006	5342
9.	2014	5308
10.	2000	5242
	2007	5242

## YARDS PER GAME

1.	2015	514.5
2.	2012	512.7
3.	2013	507.7
4.	2016	503.5
5.	2017	448.2
6.	2011	440.8
7.	2000	436.8
8.	2001	432.0
9.	1978	427.8
10.	2003	420.5

## CARRIES

1.	1978	741
2.	1979	725
3.	1981	705
	1986	705
5.	2015	679
6.	1989	678
7.	1988	673
8.	1990	667

## CARRIES PER GAME

1.	1978	61.8
2.	1979	60.4
3.	1981	58.8
	1986	58.8
5.	1963	56.5
	1989	56.5
7.	1982	56.2

## RUSHING YARDS

1.	1978	3469
2.	2015	3345
3.	1986	3245
4.	1988	3241
5.	1991	3019
6.	1981	2977
7.	1987	2972
8.	1990	2956
9.	1995	2945
10.	1989	2841

## YARDS PER CARRY

1.	2006	5.72
2.	1950	5.25
3.	1941	5.07
4.	2015	4.93
5.	1992	4.88
6.	2017	4.87
7.	1988	4.82
8.	2009	4.81
9.	1949	4.79
10.	1978	4.68

## RUSH YARDS PER GAME

1.	1978	289.1
2.	1986	270.4
3.	1988	270.1
4.	1950	264.8
5.	1992	257.1
6.	1991	251.6
7.	1983	250.2

## COMPLETIONS

1.	2016	422
2.	2015	356
3.	2013	341
4.	2012	318
5.	2011	311
6.	2003	300
7.	2007	295
8.	2014	292
9.	2017	291
10.	2002	268

## COMPLETIONS PER GAME

1.	2016	28.1
2.	2013	26.2
3.	2012	24.5
4.	2015	23.7
5.	2003	23.1
6.	2007	22.7
7.	2014	22.5
8.	2017	22.4
9.	2011	22.2
10.	1999	21.0

## PASS ATTEMPTS

1.	2016	629
2.	2015	528
3.	2011	525
4.	2013	493
5.	2003	490
6.	2012	474
7.	2002	462
8.	2007	455
9.	2014	451
10.	2017	433

## PASS ATTEMPTS PER GAME

1.	2016	41.9
2.	2013	37.9
3.	2003	37.7
4.	2011	37.5
5.	2012	36.5
6.	2002	35.5
7.	1999	35.3
8.	2015	35.2
9.	2007	35.0
10.	2014	34.7

## PASSING YARDS

1.	2016	5009
2.	2015	4373
3.	2013	4330
4.	2012	4181
5.	2011	3952
6.	2003	3687
7.	2014	3404
8.	2017	3173
9.	2002	3157
10.	2007	3147

## PASS YARDS PER GAME

1.	2016	333.9
2.	2013	333.1
3.	2012	321.6
4.	2015	291.5
5.	2003	283.6
6.	2011	282.3
7.	2014	261.8
8.	1999	251.6
9.	2017	244.1
10.	2002	242.8

## COMPLETION PERCENTAGE

1.	2013	69.2
2.	2015	67.4
3.	2017	67.2
4.	2012	67.1
	2016	67.1
6.	2005	65.8
7.	2007	64.8
8.	2014	64.7
9.	2008	62.0
10.	2003	61.2

## PASS EFFICIENCY

1.	2013	164.2
2.	2012	163.1
3.	2015	153.2
4.	2016	152.2
5.	1950	148.0
6.	2007	142.1
7.	1989	139.8
8.	2014	139.7
9.	2011	138.6
10.	2017	138.5

## INTERCEPTION AVOIDANCE

1.	2007	.0132
2.	2017	.0162
3.	1988	.0199
4.	1992	.0205
5.	2011	.0229
6.	1990	.0233
7.	2013	.0243
8.	1978	.0244
9.	2005	.0265
10.	2003	.0265

## TOUCHDOWNS

1.	2016	75
2.	2015	71
3.	2013	69
4.	2012	68
5.	2017	62
6.	2011	58
7.	2000	55
	2006	55
9.	2009	54
10.	2007	51

## POINTS

1.	2016	588
2.	2015	577
3.	2012	533
4.	2013	522
5.	2011	470
6.	2017	460
7.	2009	436
8.	2007	430
9.	2006	425
10.	2000	416

## POINTS PER GAME

1.	2012	41.0
2.	2013	40.2
3.	2016	39.2
4.	2015	38.5
5.	2017	35.4
6.	2000	34.7
7.	1950	34.4
8.	2011	33.6
9.	2007	33.1
10.	2006	32.7

## SCORING MARGIN

1.	1900	+35.3
2.	1901	+30.4
3.	1950	+26.7
4.	1903	+24.2
5.	2017	+22.6
6.	1898	+22.5
7.	2016	+21.2
8.	1978	+19.8
9.	1981	+19.4
10.	1989	+19.2

## PUNTING AVERAGE

1.	1984	44.0
2.	1990	43.7
3.	1983	43.3
4.	1979	43.0
5.	1948	42.7
	1989	42.7
7.	2010	42.5
8.	2014	42.4
9.	1981	42.1

## NET PUNTING AVERAGE

1.	1984	42.7
2.	2010	40.5
3.	1983	40.3
4.	2014	40.2
5.	1981	39.5
6.	1989	39.3
7.	1979	39.0
8.	2006	38.6
9.	1990	38.3

## PUNT RETURN AVERAGE

1.	1948	17.1
2.	1954	16.3
3.	1961	15.9
4.	2000	15.0
5.	1970	14.9
6.	2009	14.4
7.	1938	14.2
8.	1987	13.6
9.	1993	12.9

## KICKOFF RETURN AVERAGE

1.	2003	27.7
2.	2004	27.1
3.	2006	25.4
4.	2002	24.3
5.	2007	23.9
6.	1997	23.9
7.	1959	23.9
8.	2009	23.8
9.	1968	23.4

## FIRST DOWNS

1.	2016	403
2.	2015	393
3.	2012	341
4.	2013	327
5.	2011	315
6.	2003	303
7.	2017	295
8.	2007	293
9.	2001	282
10.	1978	273
	2000	273

## FIRST DOWNS PER GAME

1.	2016	26.9
2.	2012	26.2
3.	2015	26.2
4.	2013	25.2
5.	2001	23.5
6.	2003	23.3
7.	2000	22.8
8.	1978	22.8
9.	2017	22.7
10.	2007	22.5

## FEWEST TURNOVERS

1.	1940	8
2.	1938	10
3.	1994	12
	2007	12
5.	1988	13
	1989	13
7.	2017	14
8.	2005	15
9.	1990	17
	1996	17

## FEWEST TURNOVERS PER GAME

1.	1940	0.88
2.	2007	0.92
3.	2017	1.08
4.	1988	1.08
	1989	1.08
6.	1994	1.09
7.	1938	1.11
8.	2005	1.36
9.	2014	1.38
10.	1990	1.42
	1996	1.42

## TURNOVER MARGIN



# DEFENSIVE TEAM SEASON BESTS



## PLAYS

1.	1943	462
2.	1940	468
3.	1941	487
4.	1946	489
5.	1938	491
6.	1953	518
7.	1939	519
	1944	519

## PLAYS PER GAME

1.	1939	51.9
2.	1940	52.0
3.	1954	52.8
4.	1945	53.3
5.	1941	54.1
6.	1946	54.3
7.	1963	54.4

## YARDS PER PLAY

1.	1939	3.03
2.	1954	3.34
3.	1963	3.40
4.	1990	3.52
5.	1940	3.53
6.	1959	3.53
7.	1938	3.55

## YARDS PER GAME

1.	1939	157.5
2.	1954	176.1
3.	1948	177.2
4.	1940	183.6
5.	1963	184.7
6.	1945	193.2
7.	1938	193.3

## CARRIES

1.	1941	334
2.	1946	336
3.	1940	339
4.	1963	344
5.	1943	349
6.	1950	354
7.	1945	364

## CARRIES PER GAME

1.	1986	32.8
2.	1990	33.5
	1991	33.5
4.	2008	34.1
5.	1963	34.4
6.	1995	34.6
7.	1987	34.7
8.	2007	34.8

## RUSHING YARDS

1.	1991	733
2.	1990	848
3.	1941	904
4.	1987	912
5.	1963	931
6.	1954	969
7.	1997	970
8.	1982	1068

## RUSH YARDS PER GAME

1.	1991	61.1
2.	1990	70.9
3.	1987	82.6
4.	1997	88.2
5.	1963	93.1
6.	1989	96.9
7.	1954	96.9

## YARDS PER CARRY

1.	1991	1.82
2.	1990	2.11
3.	1987	2.42
4.	1954	2.50
5.	1981	2.54
6.	1982	2.67
7.	1997	2.68

## COMPLETIONS

1.	1939	32
2.	1938	39
3.	1940	46
4.	1956	48
5.	1942	49
	1955	49
	1957	49

## COMPLETIONS PER GAME

1.	1939	3.2
2.	1938	4.3
3.	1956	4.4
4.	1942	4.9
	1955	4.9
	1957	4.9
7.	1940	5.1

## PASS ATTEMPTS

1.	1938	105
2.	1939	109
3.	1944	109
4.	1943	113
5.	1956	124
6.	1940	129
	1957	129

## PASS ATTEMPTS PER GAME

1.	1939	10.9
2.	1959	11.3
3.	1938	11.7
4.	1944	12.1
5.	1975	12.5
6.	1957	12.9
7.	1955	13.4

## PASSING YARDS

1.	1939	449
2.	1956	526
3.	1938	531
4.	1940	558
5.	1957	597
6.	1942	724
7.	1954	792

## PASS YARDS PER GAME

1.	1938	33.0
2.	1939	44.9
3.	1956	52.6
4.	1957	59.7
5.	1950	62.0
6.	1944	71.0
7.	1942	72.4

## COMPLETION PERCENTAGE

1.	1939	29.4
2.	1951	34.7
3.	1945	35.5
4.	1940	35.7
	1953	35.7
6.	1944	36.7
7.	1955	37.0

## PASS EFFICIENCY

1.	1956	55.0
2.	1950	70.2
3.	1964	76.7
4.	1952	81.0
5.	1978	81.7
6.	1981	81.9
7.	1971	86.6
8.	1990	87.0

## INTERCEPTIONS

1.	1951	25
2.	1978	24
3.	1981	23
4.	1995	22
5.	1948	21
	1977	21
	1989	21
	2002	21
	2009	21

## OVERTIME GAMES (7-6)

Date	Opponent	Site	W-L	Score	OT	Deciding Play
11-8-97	Duke	H	W	29-20	1	*Rahim Abdullah 63 interception return
9-29-01	Georgia Tech	A	W	47-44	1	*Woodrow Dantzler 11 run
10-11-03	Virginia	H	W	30-27	1	*Kevin Youngblood 4 pass from Charlie Whitehurst
9-4-04	Wake Forest	H	W	37-30	2	Kyle Browning 11 pass from Charlie Whitehurst
11-6-04	Miami (Fla.)	A	W	24-17	1	Reggie Merriweather 2 run
9-17-05	Miami (Fla.)	H	L	30-36	3	Tyrone Moss 25 run
9-24-05	Boston College	H	L	13-16	1	*Brian Toal 1 run
9-9-06	Boston College	A	L	33-34	2	L.V. Whitworth 6 run, *Ryan Ohliger extra point
12-31-07	Auburn	N1	L	20-23	1	*Kodi Burns 7 run
10-24-09	Miami (Fla.)	A	W	40-37	1	*Jacoby Ford 26 pass from Kyle Parker
9-18-10	Auburn	A	L	24-27	1	Wes Byrum 39 FG
9-20-14	Florida State	A	L	17-23	1	*Karlos Williams 12 run
10-15-16	NC State	H	W	24-17	1	Artavis Scott 10 pass from Deshaun Watson

\* - score ended game; N1 - Atlanta, Ga.; Note: Home games in bold.

## INTERCEPTIONS PER GAME

1.	1951	2.27
2.	1940	2.11
3.	1978	2.00
4.	1981	1.91
5.	1948	1.91
6.	1945	1.90
	1964	1.90

## INTERCEPTION RETURN YARDS

1.	2008	368
2.	1951	361
3.	1959	349
4.	1970	344
5.	2009	342
6.	1978	327
7.	1987	318
8.	2016	309

## TOUCHDOWNS ALLOWED

1.	1939	6
2.	1940	8
3.	1950	9
4.	1956	11
	1979	11
	1981	11
	1990	11
8.	1967	15

## POINTS ALLOWED PER GAME

1.	1939	4.5
2.	1938	6.2
	1950	6.2
4.	1948	6.9
5.	1945	7.3
6.	1956	7.4
7.	1957	7.8

## TURNOVERS FORCED

1.	1981	41
2.	1978	38
	1983	38
	1989	38
5.	1973	37
6.	1950	35
	1977	35
	1982	35

## TURNOVERS FORCED PER GAME

1.	1943	4.00
2.	1952	3.56
3.	1950	3.50
4.	1983	3.45
5.	1981	3.42
6.	1945	3.40
	1964	3.40
	1968	3.40

## SACKS

1.	2016	49
2.	2015	48
3.	1999	47
4.	1996	46
	1992	46
6.	2014	45
7.	1981	44
	2017	44
9.	1990	43
	1991	43

## SACKS PER GAME

1.	1992	4.18
2.	1999	3.92
3.	1996	3.83
4.	2004	3.81
5.	1984	3.73

## TACKLES FOR LOSS

1.	2014	131
2.	2016	130
3.	2015	126
4.	2013	122
5.	1991	119
6.	1990	116
7.	2004	112
	1996	112

## TACKLES FOR LOSS PER GAME

1.	2004	10.18
2.	2014	10.08
3.	1991	9.92
4.	1990	9.67
5.	2013	9.38
6.	1996	9.33
7.	1992	8.64

Note: **Bold** denotes team coached by Dabo Swinney.



# LONGEST PLAYS

## PLAYS/RETURNS BY CLEMSON

Yds	Player(s)	Type	Site - Opp. (Score CU-Opp.)	Date
108	Richie Luzzi	MFG	A - Georgia (13-31)	9-28-1968
102	Don Kelley	INT	H - Duke (10-21)	10-24-1970
100	John Maxwell	KOR	N2 - Cumberland (11-11)	11-26-1903
100	Derrick Hamilton	KOR	A - Maryland (20-37)	11-10-2001
100	Derrick Hamilton	KOR	H - North Carolina (36-28)	10-25-2003
99	Bill Mathis	KOR	A - Georgia Tech (6-16)	10-3-1959
98	Hal Davis	KOR	H - Georgia (16-24)	10-13-1962
98	Doug Thomas	KOR	H - Long Beach St. (59-0)	9-1-1990
98	Doug Thomas	KOR	N3 - Maryland (18-17)	9-15-1990
97	Mark Feller to Craig Brantley	Pass	H - Virginia (28-9)	11-16-1974
97	Justin Miller	KOR	A - Florida State (22-41)	9-25-2004
96	C.J. Spiller	KOR	N4 - Alabama (10-34)	8-30-2008
96	C.J. Spiller	KOR	H - Middle Tennessee (37-14)	9-5-2009
96	Tajh Boyd to Sammy Watkins	Pass	A - Virginia (59-10)	11-2-2013
95	Joe Henderson	KOR	H - Georgia Tech (33-12)	6-26-1987
94	Rex Varn	INT	A - NC State (33-10)	10-28-1978
94	Jacoby Ford	KOR	H - Louisiana Tech (51-0)	9-30-2006
93	Rex Varn	INT	H - Maryland (14-21)	9-10-1977
93	Antwan Edwards	FR	A - Virginia (18-20)	9-19-1998
92	Jacoby Ford	PR	H - Florida Atlantic (54-6)	9-2-2006
92	C.J. Spiller	KOR	A - Maryland (21-24)	10-3-2009
91	Mike Barber	FR	H - Chattanooga (54-3)	10-3-1992
91	Tajh Boyd to Sammy Watkins	Pass	A - Syracuse (49-14)	10-5-2013
90	Shad Bryant	PR	N1 - George Washington (7-7)	10-8-1938
90	Banks McFadden	Run	H - Presbyterian College (18-0)	9-23-1939
90	Bobby Gage	PR	H - NC State (6-0)	10-2-1948
90	Jimmy Quarles	INT	A - Rice (20-14)	9-29-1951
90	Buck George	Run	A - Furman (32-14)	11-17-1951
90	C.J. Spiller	KOR	H - Wake Forest (44-10)	11-10-2007
90	C.J. Spiller	KOR	A - Miami (Fla.) (40-37)	10-24-2009
89	Bobby Gage	KOR	A - Duquesne (34-13)	11-15-1947
89	Wesley McFadden	Run	A - Virginia Tech (22-10)	9-12-1987
89	Darnell Stephens	PR	H - Maryland (40-7)	11-16-1991
89	Derrick Witherspoon	Run	H - Maryland (29-0)	10-30-1993
89	Sammy Watkins	KOR	A - Maryland (56-45)	10-15-2011
89	<b>Tavien Feaster</b>	<b>Run</b>	<b>A - NC State (38-31)</b>	<b>11-4-2017</b>
88	Bobby Gage	Run	H - Presbyterian College (76-0)	9-22-1945
88	Mack Matthews	PR	A - Wake Forest (24-7)	10-6-1962
88	Terrence Flagler	Run	A - Wake Forest (28-20)	11-1-1986
88	Brian Mance	PR	H - Georgia Tech (28-31)	10-28-2000
88	C.J. Spiller	KOR	A - South Carolina (17-34)	11-28-2009
87	Billy Hair	Run	H - Furman (57-2)	11-18-1950
87	Steve Fuller to Jerry Butler	Pass	A - Maryland (28-24)	11-18-1978
87	Andre Ellington	KOR	H - Maryland (31-7)	10-16-2010
86	Justin Miller	KOR	A - Florida State (22-41)	9-25-2004
86n	<b>Van Smith</b>	<b>IR</b>	<b>N5 - Ohio State (31-0)</b>	<b>12-31-2016</b>
85	Don Kelley	PR	A - Maryland (24-11)	10-31-1970
85n	Antwan Edwards	KOR	A - Virginia (18-20)	9-19-1998

N1 - Charlotte, N.C.; N2 - Montgomery, Ala.; N3 - Baltimore, Md.; N4 - Atlanta, Ga.; N5 - Glendale, Ariz. (Fiesta Bowl)

## PLAYS/RETURNS BY OPPONENT

Yds	Player(s)	Type	Site - Opp. (Score CU-Opp.)	Date
100	Larry Fallen	KOR	H - Virginia Tech (38-7)	10-7-1978
100	Victor Harris	KOR	H - Virginia Tech (23-41)	10-6-2007
100	T.J. Thorpe	KOR	H - North Carolina (59-38)	10-22-2011
100	Todd Gurley	KOR	A - Georgia (21-45)	8-30-2014
100	Traveon Samuel	KOR	A - Louisville (20-17)	9-17-2015
100	Nyheim Hines	KOR	A - NC State (56-41)	10-31-2015
99	Darrell Blackman	KOR	A - NC State (42-20)	9-22-2007
99	Darwin Cook	FR	N2 - West Virginia (33-70)	1-4-2012
98	Doug Kotar	KOR	H - Kentucky (10-13)	9-11-1971
98	Steve Atkins	Run	A - Maryland (28-24)	11-18-1978
98n	Scott Woerner	INT	A - Georgia (16-20)	9-20-1980
98	Chris Weinke to Marvin Minnis	Pass	A - Florida State (7-54)	11-4-2000
97	Dick Christy	KOR	H - NC State (7-13)	10-5-1957
97	Gene Washington	KOR	A - Georgia (14-31)	9-22-1973
97	Leon Washington	KOR	A - Florida State (31-48)	10-3-2002
96	Quinton McCracken	KOR	H - Duke (49-17)	10-15-1988
96	Jeff Smith	KOR	A - Boston College (33-34)	9-9-2006
95	Kenyan Drake	KOR	N3 - Alabama (40-45)	1-11-2016
94n	Brandon Bennett & Reggie Richardson	KOR	H - South Carolina (7-33)	11-19-1994
94n	Jameis Winston to Nick O'Leary	Pass	H - Florida State (14-51)	10-19-2013
93n	Kevin Marion	KOR	A - Wake Forest (27-17)	10-7-2006
92	John Schultz	KOR	H - Maryland (20-22)	11-15-1975
92	Jon Jeffries	KOR	A - Virginia Tech (22-10)	9-12-1987
91	Fred Gibson	KOR	A - Georgia (28-31)	8-31-2002
90	Floyd Reid	PR	A - Georgia (0-20)	9-28-1945
90	Dick Nolan	PR	H - Maryland (0-20)	10-3-1953
90	Marcus Mickel	KOR	A - Virginia Tech (27-7)	9-16-1989
90	Peter Warrick	PR	H - Florida State (28-35)	9-15-1997
90n	Lamarque Joyner	KOR	A - Florida State (37-49)	9-22-2012
88	Bernie Faloney	KOR	H - Maryland (0-20)	10-3-1953
87	Dennis Tabron	INT	H - Duke (17-34)	10-18-1980
87n	Kevin Tisdal	KOR	A - Georgia Tech (19-21)	10-13-1990
85	Matt Robinson to Gene Washington	Pass	H - Georgia (0-41)	9-18-1976
85	Gary Schofield to Tim Ryan	Pass	N1 - Wake Forest (21-17)	11-27-1982

85	Jamie Barnette to Torry Holt	Pass	H - NC State (39-46)	10-31-1998
85	Eric King	INT	A - Wake Forest (17-45)	11-1-2003
85	Ben Mauk to Jason Anderson	Pass	H - Wake Forest (37-30)	9-4-2004
85	Jerrard Tarrant	PR	A - Georgia Tech (27-30)	9-10-2009
85	Jamal Golden	INT	A - Georgia Tech (6-28)	11-15-2014

N1 - Tokyo, Japan; N2 - Miami Gardens, Fla. (Orange Bowl); N3 - Glendale, Ariz. (CFP National Championship Game)

## RUNS BY CLEMSON

Yds	Player, Pos.	Site - Opp. (Score CU-Opp.)	Date
90	Banks McFadden, TB	H - Presbyterian College (18-0)	9-23-1939
90	Buck George, TB	A - Furman (34-14)	11-17-1951
89	Wesley McFadden, TB	A - Virginia Tech (22-10)	9-12-1987
89	Derrick Witherspoon, TB	H - Maryland (29-0)	10-30-1993
89	<b>Tavien Feaster, RB</b>	<b>A - NC State (38-31)</b>	<b>11-4-2017</b>
88	Bobby Gage, TB	H - Presbyterian College (76-0)	9-22-1945
88	Terrence Flagler, TB	A - Wake Forest (28-20)	11-1-1986
87	Billy Hair, TB	H - Furman (57-2)	11-18-1950
83	C.J. Spiller, RB	N1 - Auburn (20-23)	12-31-2007
82	Chuck McSwain, TB	A - Virginia (48-0)	10-9-1982
81	Jackie Calvert, TB	A - Missouri (34-0)	9-30-1950
81	Derrick Witherspoon, TB	H - Appalachian State (48-0)	9-22-1990
81	<b>Travis Etienne, RB</b>	<b>A - Louisville (47-21)</b>	<b>9-16-2017</b>
80	Jay Washington, TB	A - Georgia Tech (21-29)	9-29-1973
80	C.J. Spiller, RB	H - South Carolina (28-31)	11-25-2006

N1 - Atlanta, Ga.

## RUNS BY OPPONENT

Yds	Player	Site - Team (Score CU-Opp.)	Date
98	Steve Atkins	A - Maryland (28-24)	11-18-1978
84	Mike Voight	H - North Carolina (23-27)	11-6-1976
82	Davey Ford	A - Florida State (7-54)	11-4-2000
82	Anthony Allen	A - Georgia Tech (27-30)	9-10-2009
81	Willie Burden	H - NC State (23-31)	11-20-1971
80	Bobby Hall	A - NC State (24-19)	11-2-1968

## PASS PLAYS BY CLEMSON

Yds	Players	Site - Opp. (Score CU-Opp.)	Date
97	Mark Fellers to Craig Brantley	H - Virginia (28-9)	11-16-1974
96	Tajh Boyd to Sammy Watkins	A - Virginia (59-10)	11-2-2013
91	Tajh Boyd to Sammy Watkins	A - Syracuse (49-14)	10-5-2013
87	Steve Fuller to Jerry Butler	A - Maryland (28-24)	11-18-1978
83	Charlie Whitehurst to Airese Currie	A - North Carolina (42-12)	11-9-2002
83	Cullen Harper to C.J. Spiller	H - Duke (31-7)	11-15-2008
82	Will Proctor to C.J. Spiller	A - Boston College (33-34)	9-9-2006
81	Joel Wells to Joe Pagliei	A - South Carolina (8-13)	10-21-1954
81	Billy Lott to Perry Tuttle	H - Furman (21-0)	9-8-1979
80	Jimmy Addison to Edgar McGee	A - Wake Forest (23-21)	10-29-1966
80	Willie Jordan to Craig Brantley	A - Georgia Tech (28-33)	9-27-1975
80	Homer Jordan to Perry Tuttle	H - Wofford (45-10)	9-5-1981
80	Nealon Greene to Joe Woods	H - Wake Forest (21-10)	9-28-1996
80	Nealon Greene to Tony Horne	A - Duke (13-6)	10-12-1996

N1 - Richmond, Va.

## PASS PLAYS BY OPPONENT

Yds	Players	Site - Team (Score CU-Opp.)	Date
98	Chris Weinke to Marvin Minnis	A - Florida State (7-54)	11-4-2000
94n	Jameis Winston to Nick O'Leary	H - Florida State (14-51)	10-19-2013
85	Matt Robinson to Gene Washington	H - Georgia (0-41)	9-18-1976
85	Gary Schofield to Tim Ryan	N1 - Wake Forest (21-17)	11-27-1982
85	Jamie Barnette to Torry Holt	H - NC State (39-46)	10-18-1998
85	Ben Mauk to Jason Anderson	H - Wake Forest (37-30)	9-4-2004
81	Shawn Jones to Hector Rodriguez	H - Georgia Tech (14-30)	10-14-1989
80	Thad Busby to Peter Warrick	H - Florida State (28-35)	9-20-1997

N1 - Miami, Fla. (Orange Bowl)

## PUNT RETURNS BY CLEMSON

Yds	Player	Site - Opp. (Score CU-Opp.)	Date
108*	Richie Luzzi	A - Georgia (13-31)	10-28-1968
92	Jacoby Ford	H - Florida Atlantic (54-6)	9-2-2006
90	Shad Bryant	N1 - Virginia Military (7-7)	10-8-1938
90	Bobby Gage	H - NC State (6-0)	10-2-1948
89	Darnell Stephens	H - Maryland (40-7)	11-16-1991
88	Mack Matthews	A - Wake Forest (24-7)	10-6-1962
88	Brian Mance	H - Georgia Tech (28-31)	10-28-2000
85	Don Kelley	A - Maryland (24-11)	10-31-1970
81	Ken Moore	N1 - Wake Forest (32-20)	10-30-1954

\* - missed field goal return; N1 - Charlotte, N.C.; N2 - Savannah, Ga.

## PUNT RETURNS BY OPPONENT

Yds	Player	Site - Team (Score CU-Opp.)	Date
90	Floyd Reid	A - Georgia (0-20)	9-29-1945
90	Dick Nolan	H - Maryland (0-20)	10-3-1953
90	Peter Warrick	H - Florida State (28-35)	9-20-1997
85	Jerrard Tarrant	A - Georgia Tech (27-30)	9-10-2009
84n	Carroll McLain	A - South Carolina (28-14)	10-20-1955
82	Eddie Royal	H - Virginia Tech (23-41)	10-6-2007



# LONGEST PLAYS



## KICKOFF RETURNS BY CLEMSON

Yds	Player	Site - Opp. (Score CU-Opp.)	Date
100	John Maxwell	N1 - Cumberland (11-11)	11-26-1903
100	Derrick Hamilton	A - Maryland (20-37)	11-10-2001
100	Derrick Hamilton	H - North Carolina (36-28)	10-25-2003
99	Bill Mathis	A - Georgia Tech (6-16)	10-3-1959
98	Hal Davis	H - Georgia (16-24)	10-13-1962
98	Doug Thomas	H - Long Beach State (59-0)	9-1-1990
98	Doug Thomas	N2 - Maryland (18-17)	9-15-1990
97	Justin Miller	A - Florida State (22-41)	9-25-2004
96	C.J. Spiller	N3 - Alabama (10-34)	8-30-2008
96	C.J. Spiller	H - Middle Tennessee (37-14)	9-5-2009
95	Joe Henderson	H - Georgia Tech (33-12)	9-26-1987
94	Jacoby Ford	H - Louisiana Tech (51-0)	9-30-2006
92	C.J. Spiller	A - Maryland (21-24)	10-3-2009
90	C.J. Spiller	H - Wake Forest (44-10)	11-10-2007
90	C.J. Spiller	A - Miami (Fla.) (40-37)	10-24-2009

N1 - Montgomery, Ala.; N2 - Baltimore, Md.; N3 - Atlanta, Ga.

## KICKOFF RETURNS BY OPPONENT

Yds	Player	Site - Team (Score CU-Opp.)	Date
100	Larry Fallen	H - Virginia Tech (38-7)	10-7-1978
100	Victor Harris	H - Virginia Tech (23-41)	10-6-2007
100	T.J. Thorpe	H - North Carolina (59-38)	10-22-2011
100	Todd Gurley	A - Georgia (21-45)	8-30-2014
100	Traveon Samuel	A - Louisville (20-17)	9-17-2015
100	Nyheim Hines	A - NC State (56-41)	10-31-2015
99	Darrell Blackman	A - NC State (42-20)	9-22-2007
98	Doug Kotar	H - Kentucky (10-13)	9-11-1971
97	Dick Christy	H - NC State (7-13)	10-5-1957
97	Gene Washington	A - Georgia (14-31)	9-22-1973
97	Leon Washington	A - Florida State (31-48)	10-3-2002
96	Quinton McCracken	H - Duke (49-17)	10-15-1988
96	Jeff Smith	A - Boston College (33-34)	9-9-2006
95	Kenyan Drake	N1 - Alabama (40-45)	1-11-2016
94n	Brandon Bennett & Reggie Richardson	H - South Carolina (7-33)	11-19-1994
93n	Kevin Marion	A - Wake Forest (27-17)	10-7-2006
92	John Schultz	H - Maryland (20-10)	11-15-1975
92	Jon Jeffries	A - Virginia Tech (22-10)	9-12-1987
91	Fred Gibson	A - Georgia (28-31)	8-31-2002

N1 - Glendale, Ariz. (CFP National Championship Game)

## INTERCEPTION RETURNS BY CLEMSON

Yds	Player	Site - Opp. (Score CU-Opp.)	Date
102	Don Kelley	H - Duke (10-21)	10-24-1970
94	Rex Varn	A - NC State (33-10)	10-28-1978
93	Rex Varn	H - Maryland (14-21)	9-10-1977
90	Jimmy Quarles	A - Rice (20-14)	9-29-1951
86n	Van Smith	N1 - Ohio State (31-0)	12-31-2016
83n	Tim Childers	H - Western Carolina (21-10)	9-25-1982
82	Jock McKissic	H - South Carolina (28-31)	11-25-2006

N1 - Glendale, Ariz. (Fiesta Bowl)

## INTERCEPTION RETURNS BY OPPONENT

Yds	Player	Site - Team (Score CU-Opp.)	Date
98n	Scott Woerner	A - Georgia (16-20)	9-20-1980
87	Dennis Tabron	H - Duke (17-34)	10-18-1980
85	Eric King	A - Wake Forest (17-45)	11-1-2003
85	Jamal Golden	A - Georgia Tech (6-28)	11-15-2014
83	Ernie Arizzi	H - Maryland (21-6)	11-16-1963
81	Mark Franklin	A - NC State (35-34)	10-27-1984

## FIELD GOALS BY CLEMSON

Yds	Player	Site - Opp. (Score CU-Opp.)	Date
61	Spencer Benton	H - Ball State (52-27)	9-8-2012
57	Obed Ariri	H - Wake Forest (26-0)	10-29-1977
57	Chris Gardocki	H - Appalachian State (48-0)	9-22-1990
55	Donald Igwebuike	A - NC State (38-29)	10-23-1982
55	Donald Igwebuike	A - Boston College (16-31)	9-10-1983
53	Donald Igwebuike	H - Duke (54-21)	10-20-1984
53	Chris Gardocki	N1 - Maryland (18-17)	9-15-1990
53	Nelson Welch	A - Maryland (23-53)	11-14-1992
53	Richard Jackson	A - Georgia Tech (27-30)	9-10-2009
52	Eddie Seigler	A - South Carolina (17-7)	11-27-1971
52	Eddie Seigler	A - Maryland (6-31)	11-11-1972
52	Obed Ariri	A - Virginia (27-24)	10-11-1980
52	Donald Igwebuike	H - Wofford (45-10)	9-5-1981
52	Donald Igwebuike	H - Wake Forest (37-14)	11-3-1984
52	Chris Gardocki	H - North Carolina (37-14)	11-5-1988
52	Nelson Welch	A - Georgia Tech (16-20)	9-26-1992
52	David Richardson	A - Wake Forest (33-16)	11-1-1997
52	Mark Buchholz	H - Wake Forest (44-10)	11-10-2007
52	Richard Jackson	H - Boston College (25-7)	9-19-2009
51	Chris Gardocki	A - Maryland (49-25)	11-12-1988
51	Chris Gardocki	H - Duke (26-7)	9-29-1990
51	Richard Jackson	A - Maryland (21-24)	11-23-2009
51	Chandler Catanzaro	H - Georgia Tech (55-31)	11-14-2013
50	Bob Burgess	A - Duke (24-8)	10-10-1973
50	Chandler Catanzaro	A - Florida State (37-49)	9-22-2012

N1 - Baltimore, Md.

## FIELD GOALS BY OPPONENT

Yds	Player	Site - Team (Score CU-Opp.)	Date
60	Kevin Butler	A - Georgia (23-26)	9-22-1984
57	Vince Fusco	H - Duke (18-18)	10-16-1976
55	Dustin Hopkins	A - Florida State (13-16)	11-13-2010
54	Johnny Duncan	A - Georgia Tech (21-10)	10-4-1969
54	Scott Hagler	A - South Carolina (24-17)	11-23-1985
54	Leigh Tiffin	N1 - Alabama (10-34)	8-30-2008
53	Shayne Graham	H - Virginia Tech (0-37)	9-12-1998
53	Matt Brooks	A - Duke (13-16)	11-13-2004
53	Chris Blewitt	H - Pittsburgh (42-43)	11-12-2016
52	Roger Pruett	A - Auburn (13-35)	10-23-1971
52	Sam Swank	H - Wake Forest (44-10)	11-10-2007
52	Graham Gano	A - Florida State (27-41)	11-8-2008
51	John Riley	A - Auburn (21-43)	10-14-1967
51	Kevin Butler	A - Georgia (23-26)	9-22-1984
51	Josh Scobee	H - Louisiana Tech (33-13)	9-7-2002
51	Matt Boshier	A - Miami (Fla.) (40-37)	10-24-2009
50	Scott Sisson	A - Georgia Tech (16-20)	9-26-1992
50	Bill Hollows	H - Wake Forest (21-10)	9-28-1996
50	Connor Hughes	A - Virginia (10-30)	10-7-2004
50	Roberto Aguayo	A - Florida State (17-23)	9-20-2014
50	Cole Murphy	H - Syracuse (16-6)	10-25-2014
50	Mike Weaver	A - Wake Forest (34-20)	11-6-2014

N1 - Atlanta, Ga.

## PUNTS BY CLEMSON

Yds	Player	Site - Opp. (Score CU-Opp.)	Date
81	Mitch Tyrner	H - Texas A&M (15-30)	10-6-1973
79	Dawson Zimmerman	H - North Texas (35-10)	9-4-2010
78	Chris Gardocki	H - South Carolina (24-15)	11-17-1990
76	Dawson Zimmerman	A - Boston College (10-16)	10-30-2010
75	Banks McFadden	A - Army (6-21)	10-2-1937
75	Booty Payne	A - Boston College (26-13)	10-11-1941
75	Jamie Somaini	A - Florida State (7-54)	11-4-2000
74	Joe Pagliei	A - South Carolina (7-14)	10-22-1953
72	David Sims	H - Virginia (17-7)	10-6-1979
71	David Sims	H - South Carolina (41-23)	11-25-1978
71	Jimmy Maners	H - Louisiana-Monroe (49-26)	9-8-2007
70	Nelson Welch	A - NC State (6-20)	10-24-1992

## PUNTS BY OPPONENT

Yds	Player	Site - Team (Score CU-Opp.)	Date
81	Greg Davis	H - The Citadel (24-0)	10-4-1986
80	Jay Feltz	A - South Carolina (9-13)	11-24-1979
80	Brian Morton	H - Duke (58-7)	11-6-1999
80	Dom Maggio	A - Wake Forest (35-13)	11-19-2016
77	Gerald Burch	A - Georgia Tech (0-13)	11-8-1958
75	Riley Dixon	A - Syracuse (49-14)	10-5-2013
74	Ryan Plackemeier	A - Wake Forest (27-31)	10-1-2005
73	Alexander Kinal	A - Wake Forest (34-20)	11-6-2014
73	Justin Vogel	A - Miami (Fla.) (58-0)	10-24-2015
71	Brooks Barnard	H - Maryland (35-14)	10-14-2000
70	Chuck Ramsey	H - Wake Forest (10-9)	10-30-1971

n - non-scoring play





# INDIVIDUAL SEASON BESTS

## RUSHING YARDS

Rk	Player	Year	Car.	Yards	Avg.
1.	Wayne Gallman	2015	283	1527	5.4
2.	Raymond Priestler	1996	257	1345	5.2
3.	Raymond Priestler	1995	238	1322	5.6
4.	Terrence Flagler	1986	192	1258	6.6
5.	C.J. Spiller	2009	216	1212	5.6
6.	Kenny Flowers	1985	227	1200	5.3
7.	Terry Allen	1988	216	1192	5.5
8.	James Davis	2006	203	1187	5.8
9.	Andre Ellington	2011	223	1178	5.3
10.	Wayne Gallman	2016	232	1173	4.9
11.	Deshaun Watson	2015	207	1105	5.3
12.	Andre Ellington	2012	212	1081	5.1
13.	Cliff Austin	1982	197	1064	5.4
	James Davis	2007	214	1064	5.0
15.	Woodrow Dantzler	2001	221	1061	4.8
16.	Buddy Gore	1967	230	1045	4.5
17.	Woodrow Dantzler	2000	190	1028	5.4
18.	Travis Zachery	2000	206	1027	5.0
19.	Roderick McDowell	2013	189	1025	5.4
20.	Lester Brown	1978	202	1022	5.1

## RUSHING YARDS PER GAME

Rk	Player	Year	G	Yards	Y/G
1.	Raymond Priestler	1996	12	1345	112.1
2.	Raymond Priestler	1995	12	1322	110.2
3.	Wayne Gallman	2015	14	1527	109.1
4.	Cliff Austin	1982	10	1064	106.4
5.	Terrence Flagler	1986	12	1258	104.8
6.	Buddy Gore	1967	10	1045	104.5
7.	Kenny Flowers	1985	12	1200	100.0
8.	Terry Allen	1988	12	1192	99.3
9.	Ray Auger	1969	10	968	96.8
10.	James Davis	2006	13	1187	91.3

## YARDS PER CARRY

Rk	Player	Year	Car-Yards	Y/C
1.	Billy Hair	1950	71-525	7.39
2.	C.J. Spiller	2006	129-938	7.27
3.	Travis Etienne	2017	103-744	7.22
4.	Andre Ellington	2009	68-491	7.22
5.	Ronald Williams	1991	82-585	7.13
6.	Terrence Flagler	1986	192-1258	6.55
7.	Tavien Feaster	2017	103-659	6.40
8.	Jackie Calvert	1950	105-663	6.31
9.	Ray Mathews	1949	118-728	6.17
10.	Hal Davis	1984	87-533	6.13

Note: Minimum 400 yards.

## RUSHING TOUCHDOWNS

Rk	Player	Year	G	Car.	Yards	Y/C	TD
1.	Lester Brown	1978	12	202	1022	5.1	17
	James Davis	2006	13	203	1187	5.8	17
	Wayne Gallman	2016	15	232	1133	4.9	17
4.	Travis Zachery	1999	11	185	820	4.4	16
5.	Fred Cone	1950	10	184	845	4.6	14
	Cliff Austin	1982	10	197	1064	5.4	14
	Emory Smith	1995	12	145	712	4.9	14
8.	Kenny Flowers	1985	12	227	1200	5.3	13
	Woodrow Dantzler	2000	12	190	1028	5.4	13
	Travis Zachery	2000	12	206	1027	5.0	13
	Wayne Gallman	2015	14	283	1527	5.4	13
	Travis Etienne	2017	12	103	744	7.2	13

## PASSING ATTEMPTS

Rk	Player	Year	Yards	Pct.	Co.	Att.
1.	Deshaun Watson	2016	4593	67.0	388	579
2.	Tajh Boyd	2011	3828	59.7	298	499
3.	Deshaun Watson	2015	4104	67.8	333	491
4.	Charlie Whitehurst	2003	3561	61.9	288	465
5.	Cullen Harper	2007	2991	65.1	282	433
6.	Tajh Boyd	2012	3896	67.2	287	427
7.	Tajh Boyd	2013	3851	68.5	283	413
8.	Kyle Parker	2009	2526	55.6	205	369
9.	Kelly Bryant	2017	2678	67.4	244	362
10.	Cullen Harper	2008	2601	61.4	221	360

## COMPLETIONS

Rk	Player	Year	Yards	Pct.	Att.	Co.
1.	Deshaun Watson	2016	4593	67.0	579	388
2.	Deshaun Watson	2015	4104	67.8	491	333
3.	Tajh Boyd	2011	3828	59.7	499	298
4.	Charlie Whitehurst	2003	3561	61.9	465	288
5.	Tajh Boyd	2012	3896	67.2	427	287
6.	Tajh Boyd	2013	3851	68.5	413	283
7.	Cullen Harper	2007	2991	65.1	433	282
8.	Kelly Bryant	2017	2678	67.4	362	244
9.	Charlie Whitehurst	2005	2483	67.4	340	229
10.	Cullen Harper	2008	2601	61.4	360	221

## PASSING YARDS

Rk	Player	Year	Att.	Co.	Pct.	Yards
1.	Deshaun Watson	2016	579	388	67.0	4593
2.	Deshaun Watson	2015	491	333	67.8	4104
3.	Tajh Boyd	2012	427	287	67.2	3896
4.	Tajh Boyd	2013	413	283	68.5	3851
5.	Tajh Boyd	2011	499	298	59.7	3828
6.	Charlie Whitehurst	2003	465	288	61.9	3561
7.	Cullen Harper	2007	433	282	65.1	2991
8.	Kelly Bryant	2017	362	244	67.4	2678
9.	Cullen Harper	2008	360	221	61.4	2601
10.	Woodrow Dantzler	2001	334	203	60.8	2578

## PASSING YARDS PER GAME

Rk	Player	Year	G	Co.	Att.	Yards	Y/G
1.	Deshaun Watson	2016	15	388	579	4593	306.2
2.	Tajh Boyd	2012	13	287	427	3896	299.7
3.	Tajh Boyd	2013	13	283	413	3851	296.2
4.	Charlie Whitehurst	2003	13	288	465	3561	273.9
5.	Deshaun Watson	2015	15	333	491	4104	273.6
6.	Tajh Boyd	2011	14	298	499	3828	273.4
7.	Cullen Harper	2007	13	282	433	2991	230.1
8.	Charlie Whitehurst	2005	11	229	340	2483	225.7
9.	Woodrow Dantzler	2001	12	203	334	2578	214.8
10.	Kelly Bryant	2017	13	244	362	2678	206.0

## PASSING EFFICIENCY

Rk	Player	Year	Co.	Att.	Yards	TD	I	Eff.
1.	Deshaun Watson	2014	93	137	1466	14	2	188.6
2.	Tajh Boyd	2013	283	413	3851	34	11	168.7
3.	Tajh Boyd	2012	287	427	3896	36	13	165.6
4.	Willie Jordan	1975	40	73	728	5	1	158.3
5.	Deshaun Watson	2015	333	491	4104	35	13	156.3
6.	Harvey White	1957	46	95	841	11	3	154.6
7.	Deshaun Watson	2016	388	579	4593	41	17	151.1
8.	Mike Eppley	1983	99	166	1410	13	9	146.0
9.	Mark Fellers	1974	42	92	783	10	5	143.1
10.	Chris Morocco	1989	79	134	1131	6	2	141.7

Note: Minimum 70 passing attempts.

## COMPLETION PERCENTAGE

Rk	Player	Year	Co.	Att.	Yards	Pct.
1.	Tajh Boyd	2013	283	413	3851	68.5
2.	Deshaun Watson	2014	93	137	1466	67.9
3.	Deshaun Watson	2015	333	491	4104	67.8
4.	Kelly Bryant	2017	244	362	2678	67.4
5.	Charlie Whitehurst	2005	229	340	2483	67.4
6.	Tajh Boyd	2012	287	427	3896	67.2
7.	Deshaun Watson	2016	388	579	4593	67.0
8.	Cullen Harper	2007	282	433	2991	65.1
9.	Cole Stoudt	2014	191	302	1892	63.2
10.	Brandon Streeter	1999	135	214	1466	63.1

Note: Minimum 100 passing attempts.

## PASSING TOUCHDOWNS

Rk	Player	Year	Co.	Att.	Yards	TD
1.	Deshaun Watson	2016	388	579	4593	41
2.	Tajh Boyd	2012	287	427	3896	36
3.	Deshaun Watson	2015	333	491	4104	35
4.	Tajh Boyd	2013	283	413	3851	34
5.	Tajh Boyd	2011	298	499	3828	33
6.	Cullen Harper	2007	282	433	2991	27
7.	Woodrow Dantzler	2001	203	334	2578	21
	Charlie Whitehurst	2003	288	465	3561	21
9.	Kyle Parker	2009	205	369	2526	20
10.	Nealon Greene	1997	180	290	2212	16
	Will Proctor	2006	183	304	2353	16

## TOTAL OFFENSE YARDS

Rk	Player	Year	Rush	Pass	Total
1.	Deshaun Watson	2016	626	4593	5219
2.	Deshaun Watson	2015	1105	4104	5209
3.	Tajh Boyd	2012	514	3896	4410
4.	Tajh Boyd	2013	400	3851	4251
5.	Tajh Boyd	2011	218	3828	4046
6.	Woodrow Dantzler	2001	1061	2578	3639
7.	Charlie Whitehurst	2003	49	3561	3610
8.	Kelly Bryant	2017	646	2678	3324
9.	Cullen Harper	2007	-89	2991	2902
10.	Woodrow Dantzler	2000	1028	1871	2899

## TOTAL OFFENSE YARDS PER GAME

Rk	Player	Year	G	Rush	Pass	Total	Y/G
1.	Deshaun Watson	2016	15	626	4593	5219	347.9
2.	Deshaun Watson	2015	15	1105	4104	5209	347.3
3.	Tajh Boyd	2012	13	514	3896	4410	339.2
4.	Tajh Boyd	2013	13	400	3851	4251	327.0
5.	Woodrow Dantzler	2001	12	1061	2578	3639	303.3
6.	Tajh Boyd	2011	14	218	3828	4046	289.0
7.	Charlie Whitehurst	2003	13	49	3561	3610	277.7
8.	Kelly Bryant	2017	13	646	2678	3324	255.7
9.	Woodrow Dantzler	2000	12	1028	1871	2899	241.6
10.	Charlie Whitehurst	2005	11	26	2483	2509	228.1

## ALL-PURPOSE YARDS

Rk	Player	Year	Rush	Rec.	PR	KOR	Total
1.	C.J. Spiller	2009	1212	503	210	755	2680
2.	Sammy Watkins	2011	231	1219	12	826	2288
3.	Derrick Hamilton	2002	208	602	377	696	1883
4.	Tony Horne	1997	7	907	332	536	1782
5.	C.J. Spiller	2008	629	436	189	516	1770
6.	Sammy Watkins	2013	11	1464	0	293	1768
7.	Wayne Gallman	2015	1527	213	----	----	1740
8.	Derrick Hamilton	2003	111	1026	218	380	1735
9.	C.J. Spiller	2007	768	271	137	547	1723
10.	Andre Ellington	2012	1081	232	----	178	1491

## RECEPTIONS

Rk	Player	Year	G	Yards	Avg.	Rec.
1.	Sammy Watkins	2013	13	1464	14.5	101
2.	Mike Williams	2016	15	1361	13.9	98
3.	Artavis Scott	2015	15	901	9.7	93
4.	Aaron Kelly	2007	13	1081	12.3	88
5.	Sammy Watkins	2011	13	1219	14.9	82
	DeAndre Hopkins	2012	13	1405	17.1	82
7.	Rod Gardner	1999	12	1084	13.6	80
8.	Artavis Scott	2014	13	965	12.7	76
9.	Artavis Scott	2016	15	614	8.1	76
10.	DeAndre Hopkins	2011	14	978	13.6	72

## RECEPTIONS PER GAME

Rk	Player	Year	G	Rec.	Rec./G
1.	Sammy Watkins	2013	13	101	7.77
2.	Aaron Kelly	2007	13	88	6.77
3.	Rod Gardner	1999	12	80	6.75
4.	Mike Williams	2016	15	98	6.53
5.	Sammy Watkins	2011	13	82	6.31
	DeAndre Hopkins	2012	13	82	6.31
7.	Artavis Scott	2015	15	93	6.20
8.	Artavis Scott	2014	13	76	5.85
9.	Tony Horne	1997	12	70	5.83
10.	Sammy Watkins	2012	10	57	5.70

# INDIVIDUAL SEASON BESTS



## YARDS PER RECEPTION

Rk	Player	Year	Rec-Yards	Avg.
1.	Gary Cooper	1988	13-417	32.1
2.	Whitey Jordan	1957	12-369	30.7
3.	Martavis Bryant	2012	10-305	30.5
4.	Don Kelley	1971	18-505	28.1
5.	Ray Mathews	1948	14-379	27.1
6.	Glenn Smith	1950	22-498	22.6
7.	Joe Pagliei	1955	10-223	22.3
8.	Craig Brantley	1975	22-475	21.6
9.	Joe Blalock	1939	15-322	21.5
10.	Joe Blalock	1940	10-211	21.1

Note: Minimum 10 receptions.

## RECEIVING TOUCHDOWNS

Rk	Player	Year	G	Rec.	Yards	Avg.	TD
1.	DeAndre Hopkins	2012	13	82	1405	17.1	18
2.	Sammy Watkins	2011	13	82	1219	14.9	12
	Sammy Watkins	2013	13	101	1464	14.5	12
4.	Aaron Kelly	2007	13	88	1081	12.3	11
	Mike Williams	2016	15	98	1361	13.9	11
6.	Derrick Hamilton	2003	13	62	1026	16.5	10
7.	Deon Cain	2016	15	38	724	19.1	9
8.	Perry Tuttle	1981	12	52	833	17.0	8
	Terrence Roulhac	1984	11	26	512	19.7	8
	Tony Horne	1997	12	70	907	13.0	8
	Dwayne Allen	2011	14	50	598	12.0	8
	Brandon Ford	2012	12	31	411	13.3	8
	Artavis Scott	2014	13	76	965	12.7	8
	Jordan Leggett	2015	15	40	525	13.1	8

## TOTAL TOUCHDOWNS

Rk	Player	Year	Rush	Rec.	Ret.	TD
1.	C.J. Spiller	2009	12	4	5	21
2.	Travis Zachery	2000	13	5	0	18
	DeAndre Hopkins	2012	0	18	0	18
4.	Lester Brown	1978	17	0	0	17
	James Davis	2006	17	0	0	17
	Wayne Gallman	2016	17	0	0	17
7.	Travis Zachery	1999	16	0	0	16
8.	Fred Cone	1950	14	1	0	15
	Emory Smith	1995	14	1	0	15
10.	Cliff Austin	1982	14	0	0	14
	Wayne Gallman	2015	13	1	0	14

## PUNT RETURN YARDS

Rk	Player	Year	PR	Avg.	Yards
1.	Shad Bryant	1938	27	18.0	487
2.	Don Kelley	1970	24	16.2	389
3.	Derrick Hamilton	2002	35	10.8	377
4.	Darnell Stephens	1991	29	12.5	362
5.	Donnell Woolford	1987	23	15.0	345
6.	Justin Miller	2004	26	13.0	339
7.	Tony Horne	1997	32	10.4	332
8.	Ray-Ray McCloud	2017	25	12.1	303
9.	Willie Jordan	1977	33	9.1	300
10.	James Lott	1987	24	12.1	290

## PUNT RETURN AVERAGE

Rk	Player	Year	PR	Yards	Avg.
1.	Brian Mance	2000	6	192	32.0
2.	C.J. Spiller	2009	8	210	26.3
3.	Elmo Lam	1961	8	179	22.4
4.	Joe Pagliei	1954	7	134	19.1
5.	Harry Pavilack	1960	6	112	18.7
6.	Shad Bryant	1938	27	487	18.0
7.	Bobby Gage	1948	12	203	16.9
8.	Jeff Siepe	1971	9	148	16.4
9.	Don Kelley	1970	24	389	16.2
10.	Jackie Calvert	1950	14	225	16.1

Note: Minimum five punt returns.

## KICKOFF RETURN YARDS

Rk	Player	Year	KOR	Avg.	Yards
1.	Sammy Watkins	2011	33	25.0	826
2.	C.J. Spiller	2009	23	32.8	755
3.	Derrick Hamilton	2002	32	21.8	696
4.	Andre Humphrey	1993	29	22.9	663
5.	Justin Miller	2004	20	33.1	661
6.	Marcus Gilchrist	2010	27	23.7	639
7.	Brian Mance	2001	25	23.5	588
8.	Terrence Roulhac	1986	18	32.1	578
9.	Bob Bosler	1970	28	20.3	568
10.	C.J. Spiller	2007	19	28.8	547

## KICKOFF RETURN AVERAGE

Rk	Player	Year	KOR	Yards	Avg.
1.	Justin Miller	2002	13	456	35.1
2.	Derrick Hamilton	2003	11	380	34.5
3.	Justin Miller	2004	20	661	33.1
4.	C.J. Spiller	2009	23	755	32.8
5.	Jacoby Ford	2006	13	426	32.8
6.	Terrence Roulhac	1986	18	578	32.1
7.	Derrick Hamilton	2001	15	476	31.7
8.	Doug Thomas	1990	11	333	30.3
9.	Bill Mathis	1959	10	294	29.4
10.	Joe Henderson	1987	14	407	29.1

Note: Minimum 10 kickoff returns.

## PUNTING AVERAGE

Rk	Player	Year	Punts	Yards	Avg.
1.	Chris Gardocki	1990	58	2580	44.5
2.	David Sims	1979	79	3468	43.8
3.	Dale Hatcher	1984	54	2361	43.7
4.	Dale Hatcher	1983	47	2051	43.6
5.	Banks McFadden	1939	65	2828	43.5
6.	Dale Hatcher	1981	44	1908	43.4
7.	Chris Gardocki	1989	48	2062	43.0
8.	Jimmy Maners	2007	55	2354	42.8
9.	Kevin Laird	1997	67	2865	42.8
10.	Chris Gardocki	1988	45	1924	42.8

## NET PUNTING AVERAGE

Rk	Player	Year	Net
1.	Dale Hatcher	1984	42.4
2.	David Sims	1979	40.6
3.	Dawson Zimmerman	2010	40.6
4.	Dale Hatcher	1983	40.5
5.	Dale Hatcher	1981	40.5
6.	Bradley Pinion	2014	40.3
7.	Chris Gardocki	1989	39.4
8.	Chris Gardocki	1990	39.3
9.	Dale Hatcher	1982	38.8
10.	Cole Chason	2006	38.6

## FIELD GOALS MADE

Rk	Player	Year	Pct.	Att.	Made
1.	Greg Huegel	2015	84.4	32	27
2.	Jad Dean	2005	77.4	31	24
3.	Obed Ariri	1980	76.7	30	23
4.	Chris Gardocki	1989	75.9	29	22
	Chris Gardocki	1990	78.6	28	22
	Nelson Welch	1992	78.6	28	22
	Mark Buchholz	2007	61.1	36	22
	Chandler Catanzaro	2011	81.5	27	22
9.	Ammon Lakip	2014	75.0	28	21
10.	Richard Jackson	2009	64.5	31	20

## FIELD GOALS ATTEMPTED

Rk	Player	Year	Made	Pct.	Att.
1.	Mark Buchholz	2007	22	61.1	36
2.	Greg Huegel	2015	27	84.4	32
3.	Chris Gardocki	1988	19	59.4	32
4.	Jad Dean	2005	24	77.4	31
	Richard Jackson	2009	20	64.5	31
6.	Obed Ariri	1980	23	76.7	30
7.	Chris Gardocki	1989	22	75.9	29
8.	Chris Gardocki	1990	22	78.6	28
	Nelson Welch	1991	19	67.9	28
	Nelson Welch	1992	22	78.6	28
	Ammon Lakip	2014	21	75.0	28

## EXTRA POINTS MADE

Rk	Player	Year	Att.	Pct.	Made
1.	Greg Huegel	2016	73	97.3	71
2.	Chandler Catanzaro	2013	61	98.4	60
3.	Chandler Catanzaro	2012	59	96.6	57
	Greg Huegel	2015	62	91.9	57
5.	Chandler Catanzaro	2011	53	98.1	52
6.	Mark Buchholz	2007	48	100.0	48
7.	Jad Dean	2006	50	92.0	46
8.	Aaron Hunt	2000	47	95.7	45
9.	Obed Ariri	1978	46	95.7	44
10.	Aaron Hunt	2001	45	97.8	44

## EXTRA POINTS ATTEMPTED

Rk	Player	Year	Made	Pct.	Att.
1.	Greg Huegel	2016	71	97.3	73
2.	Greg Huegel	2015	57	91.9	62
3.	Chandler Catanzaro	2013	60	98.4	61
4.	Chandler Catanzaro	2012	57	96.6	59
5.	Chandler Catanzaro	2011	52	98.1	53
6.	Jad Dean	2006	46	92.0	50
7.	Mark Buchholz	2007	48	100.0	48
8.	Charles Radcliffe	1950	38	80.9	47
	Aaron Hunt	2000	45	95.7	47
10.	Obed Ariri	1978	44	95.7	46
	Aaron Hunt	2001	45	97.8	46

## KICK SCORING

Rk	Player	Year	FG-FGA	PAT	TP
1.	Greg Huegel	2015	27-32	57-62	138
2.	Chandler Catanzaro	2011	22-27	52-53	118
3.	Mark Buchholz	2007	22-36	48-48	114
4.	Greg Huegel	2016	14-19	71-73	113
5.	Chandler Catanzaro	2012	18-19	57-59	111
6.	Chris Gardocki	1989	22-29	41-41	107
7.	Jad Dean	2005	24-31	34-35	106
	Ammon Lakip	2014	21-28	43-44	106
9.	Richard Jackson	2009	20-31	41-43	101
10.	Chandler Catanzaro	2013	13-14	60-61	99

## SCORING

Rk	Player	Year	TD	FG	*PAT	TP
1.	Greg Huegel	2015	---	27	57	138
2.	C.J. Spiller	2009	21	---	2	128
3.	Chandler Catanzaro	2011	---	22	52	118
4.	Mark Buchholz	2007	---	22	48	114
5.	Greg Huegel	2016	---	14	71	113
6.	Chandler Catanzaro	2012	---	18	57	111
7.	Travis Zachery	2000	18	---	---	108
	DeAndre Hopkins	2012	18	---	---	108
9.	Chris Gardocki	1989	---	22	41	107
10.	Jad Dean	2005	---	24	34	106
	Ammon Lakip	2014	---	21	43	106

\* - total points

## INTERCEPTIONS

Rk	Player	Year	Yards	TD	Int.
1.	Robert O'Neal	1989	96	0	8
	Justin Miller	2002	50	0	8
	DeAndre McDaniel	2009	128	1	8
4.	Fred Knoebel	1951	29	0	7
5.	Dennis Smith	1974	47	1	6
	Steve Ryan	1977	67	0	6
	Terry Kinard	1981	31	0	6
	Terry Kinard	1982	3	0	6
	Johnny Rembert	1982	128	1	6
	Dexter Davis	1990	32	1	6
	Brian Dawkins	1995	55	1	6
	Robert Carswell	1999	72	0	6
	Alex Ardley	2000	61	0	6
	Brian Mance	2002	1	0	6
	Michael Hamlin	2008	111	0	6
	Rashard Hall	2009	67	0	6

## INTERCEPTION RETURN YARDS

Rk	Player	Year	TD	Int.	Yards
1.	Don Kelley	1970	1	3	156
2.	Rex Varn	1978	1	4	148
3.	Crezdon Butler	2008	0	4	142
4.	Jimmy Quarles	1951	1	4	140
5.	Johnny Rembert	1982	1	6	128
	DeAndre McDaniel	2009	1	8	128
7.	Arlington Nunn	1990	3	3	115
	Leomont Evans	1995	0	4	115
9.	Michael Hamlin	2008	0	6	111
10.	Rex Varn	1977	1	4	109

# SINGLE-GAME INDIVIDUAL BESTS

## TOTAL OFFENSE YARDS BY CLEMSON

Yds	Rush,Pass	Player	Site - Opp. (Score CU-Opp.)	Date
588	8,580	Deshaun Watson	H - Pittsburgh (42-43)	11-12-2016
529	103,426	Tajh Boyd	H - NC State (62-48)	11-17-2012
517	184,333	Woodrow Dantzler	A - NC State (45-37)	10-13-2001
505	127,378	Tajh Boyd	N1 - Ohio State (40-35)	1-3-2014
478	73,405	Deshaun Watson	N2 - Alabama (40-45)	1-11-2016
473	105,368	Deshaun Watson	A - Syracuse (37-27)	11-14-2015
463	28,435	Deshaun Watson	H - North Carolina (50-35)	9-27-2014
463	43,420	Deshaun Watson	N3 - Alabama (35-31)	1-9-2017
460	63,397	Tajh Boyd	H - Georgia Tech (47-31)	10-6-2012
455	27,428	Tajh Boyd	A - Wake Forest (42-13)	10-25-2012
452	32,420	Deshaun Watson	H - Boston College (34-17)	10-17-2015
450	-5,455	Tajh Boyd	A - Syracuse (49-14)	10-5-2013
N1 - Miami Gardens, Fla. (Orange Bowl); N2 - Glendale, Ariz. (CFP National Championship Game); N3 - Tampa, Fla. (CFP National Championship Game)				

## TOTAL OFFENSE YARDS BY OPPONENT

Yds	Rush,Pass	Player	Site - Team (Score CU-Opp.)	Date
509	-12,521	Chris Weinke	A - Florida State (7-54)	11-4-2000
482	102,380	EJ Manuel	A - Florida State (37-49)	9-22-2012
474	-19,493	Mike Glennon	H - NC State (62-48)	11-17-2012
457	162,295	Lamar Jackson	H - Louisville (42-36)	10-1-2016
450	-4,454	George Godsey	H - Georgia Tech (28-31)	10-28-2000
446	2,444	Jameis Winston	H - Florida State (14-51)	10-19-2013
433	26,407	Geno Smith	N1 - West Virginia (33-70)	1-4-2012
416	47,369	Chris Rix	H - Florida State (27-41)	11-3-2001
410	88,322	Joe Hamilton	A - Georgia Tech (42-45)	11-13-1999
408	-10,418	John Kaleo	A - Maryland (23-53)	11-14-1992
N1 - Miami Gardens, Fla. (Orange Bowl)				

## TOTAL OFFENSE PLAYS BY CLEMSON

PL	Player	Car-Yds	C-A-Y	Site - Team (Score CU-Opp.)	Date
79	Tajh Boyd	29-22	36-50-346	N1 - Louisiana State (25-24)	12-31-2012
77	Cullen Harper	11-(-4)	38-66-372	H - Virginia Tech (23-41)	10-6-2007
77	Deshaun Watson	21-43	36-56-420	N3 - Alabama (35-31)	1-9-2017
75	Deshaun Watson	5-8	52-70-580	H - Pittsburgh (42-43)	11-12-2016
67	Deshaun Watson	20-73	30-47-405	N2 - Alabama (40-45)	1-11-2016
65	Charlie Whitehurst	13-(-6)	34-52-420	A - Duke (34-31)	11-2-2002
65	Deshaun Watson	13-35	39-52-378	H - NC State (24-17)	10-15-2016
64	Patrick Sapp	9-5	25-55-273	A - Maryland (23-53)	11-14-1992
63	Deshaun Watson	10-55	27-53-292	H - Troy (30-24)	9-10-2016
62	Woodrow Dantzler	22-59	22-40-277	H - Florida State (27-41)	11-3-2001
62	Tajh Boyd	18-103	30-44-426	H - NC State (62-48)	11-17-2012
62	Deshaun Watson	14-105	35-48-368	A - Syracuse (37-27)	11-14-2015
N1 - Atlanta, Ga. (Chick-fil-A Bowl); N2 - Glendale, Ariz. (CFP National Championship Game); N3 - Tampa, Fla. (CFP National Championship Game)					

## TOTAL OFFENSE PLAYS BY OPPONENT

PL	Player	Car-Yds	C-A-Y	Site - Team (Score CU-Opp.)	Date
75	Lamar Jackson	31-162	27-44-295	H - Louisville (42-36)	10-1-2016
67	Casey Clausen	12-2	31-55-384	N3 - Tennessee (27-14)	1-2-2004
64	D. Bryant	8-(-10)	23-56-283	H - Duke (59-31)	12-1-2001
63	Jay Venuto	7-36	28-56-293	A - Wake Forest (35-33)	11-1-1980
63	George Godsey	6-(-4)	35-57-454	H - Georgia Tech (28-31)	10-28-2000
63	Luke McCown	11-(-5)	25-52-328	N2 - Louisiana Tech (49-24)	12-31-2001
62	Randy Allen	5-(-19)	24-57-197	H - The Citadel (24-0)	10-4-1986
61	Shane Montgomery	5-3	30-56-297	A - NC State (30-10)	10-21-1989
61	Dwight Dasher	19-61	20-42-204	H - Middle Tennessee (37-14)	9-5-2009
60	Dave Brown	12-(-32)	23-48-385	N1 - Duke (33-21)	11-30-1991
N1 - Tokyo, Japan; N2 - Boise, Idaho (Humanitarian Bowl); N3 - Atlanta, Ga. (Peach Bowl)					

## RUSHING YARDS BY CLEMSON

Yds	Car.	Player	Site - Opp. (Score CU-Opp.)	Date
263	32	Raymond Priestner	H - Duke (34-17)	11-11-1995
260	27	Cliff Austin	H - Duke (49-14)	10-16-1982
234	33	Don King	A - Fordham (12-12)	11-8-1952
233	20	C.J. Spiller	N1 - Georgia Tech (34-39)	12-5-2009
228	25	Andre Ellington	N2 - Auburn (26-19)	9-1-2012
226	21	Wesley McFadden	A - Virginia Tech (22-10)	9-12-1987
220	18	Woodrow Dantzler	A - Virginia (31-10)	9-23-2000
216	21	James Davis	H - Georgia Tech (31-7)	10-21-2006
212	24	Andre Ellington	A - Maryland (56-45)	10-15-2011
210	22	Terrence Flagler	A - Virginia (31-17)	10-11-1986
N1 - Tampa, Fla. (ACC Championship Game); N2 - Atlanta, Ga.				

## RUSHING YARDS BY OPPONENT

Yds	Car.	Player	Site - Team (Score CU-Opp.)	Date
256	19	Steve Wadiak	A - South Carolina (14-14)	10-19-1950
249	45	James McDougald	A - Wake Forest (20-36)	10-9-1976
230	20	Larry Hopkins	A - Wake Forest (14-20)	10-17-1970
228	28	Mike Voight	A - North Carolina (38-35)	11-8-1975
227	24	Ted Brown	H - NC State (7-45)	10-25-1975
217	16	Brent Cunningham	A - Georgia Tech (7-28)	10-3-1970
214	29	Alvin Blount	N1 - Maryland (23-41)	11-17-1984
204	22	Bubba Bean	H - Texas A&M (15-30)	10-6-1973
N1 - Baltimore, Md.				

## CARRIES BY CLEMSON

Car.	Yards	Player	Site - Opp. (Score CU-Opp.)	Date
36	133	Jim Shirley	A - NC State (6-0)	10-6-1951
36	202	Ray Yauger	H - Wake Forest (28-14)	10-18-1969
36	204	Raymond Priestner	A - Maryland (20-9)	10-25-1997
35	201	Ray Yauger	H - North Carolina (24-14)	11-16-1968
33	163	Fred Cone	A - Auburn (41-0)	11-25-1950
33	234	Don King	A - Fordham (12-12)	11-8-1952
32	92	Buddy Gore	H - South Carolina (3-7)	11-23-1968
32	143	Terry Allen	A - Duke (17-21)	9-30-1989
32	263	Raymond Priestner	H - Duke (34-17)	11-11-1995

## CARRIES BY OPPONENT

Car.	Yards	Player	Site - Team (Score CU-Opp.)	Date
45	249	James McDougald	A - Wake Forest (14-20)	10-9-1976
38	195	Torin Kirtsey	H - Georgia (17-19)	10-7-1995
37	203	Brandon Ore	A - Virginia Tech (7-24)	10-26-2006
37	143	Montel Harris	A - Boston College (10-16)	10-30-2010
35	113	Morgan Kane	H - Wake Forest (19-28)	9-26-1998
34	174	Toney Baker	H - NC State (20-14)	11-11-2006
33	131	Morgan Kane	H - Wake Forest (21-10)	9-28-1996
32	184	Don McCauley	H - North Carolina (7-42)	11-14-1970
32	178	Charlie Wysocki	H - Maryland (0-19)	9-15-1979
32	135	Corey Croom	H - Ball State (24-10)	9-5-1992
32	145	Tashard Choice	A - Georgia Tech (3-13)	9-29-2007

## PASSING YARDS BY CLEMSON

Yds	Co.-Att.	Player	Site - Opp. (Score CU-Opp.)	Date
580	52-70	Deshaun Watson	H - Pittsburgh (42-43)	11-12-2016
455	20-27	Tajh Boyd	A - Syracuse (49-14)	10-5-2013
435	27-36	Deshaun Watson	H - North Carolina (50-35)	9-27-2014
428	27-38	Tajh Boyd	A - Wake Forest (42-13)	10-25-2012
426	30-44	Tajh Boyd	H - NC State (62-48)	11-17-2012
420	34-52	Charlie Whitehurst	A - Duke (34-31)	11-2-2002
420	27-41	Deshaun Watson	H - Boston College (34-17)	10-17-2015
420	36-56	Deshaun Watson	N2 - Alabama (35-31)	1-9-2017
405	30-47	Deshaun Watson	N1 - Alabama (40-45)	1-11-2016
397	26-41	Tajh Boyd	H - Georgia Tech (47-31)	10-6-2012
386	30-42	Tajh Boyd	H - Auburn (38-24)	9-17-2011
N1 - Glendale, Ariz. (CFP National Championship Game); N2 - Tampa, Fla. (CFP National Championship Game)				

## PASSING YARDS BY OPPONENT

Yds	Comp.-Att.	Player	Site - Team (Score CU-Opp.)	Date
521	27-43	Chris Weinke	A - Florida State (7-54)	11-4-2000
493	29-53	Mike Glennon	H - NC State (62-48)	11-17-2012
454	35-57	George Godsey	H - Georgia Tech (28-31)	10-28-2000
444	22-34	Jameis Winston	H - Florida State (14-51)	10-19-2013
418	27-41	John Kaleo	A - Maryland (23-53)	11-14-1992
407	32-43	Geno Smith	N3 - West Virginia (33-70)	1-4-2012
395	30-54	Terry Harvey	A - NC State (43-22)	9-30-1995
387	23-36	Matt Cavanaugh	N1 - Pittsburgh (3-34)	12-30-1977
384	31-55	Casey Clausen	N2 - Tennessee (27-14)	1-2-2004
380	27-35	EJ Manuel	A - Florida State (37-49)	9-22-2012
N1 - Jacksonville, Fla. (Gator Bowl); N2 - Atlanta, Ga. (Peach Bowl); N3 - Miami Gardens, Fla. (Orange Bowl)				

## PASSING ATTEMPTS BY CLEMSON

Att.	Co.	Yds	Player	Site - Opp. (Score CU-Opp.)	Date
70	52	580	Deshaun Watson	H - Pittsburgh (42-43)	11-12-2016
66	38	372	Cullen Harper	H - Virginia Tech (23-41)	10-6-2007
56	36	420	Deshaun Watson	N3 - Alabama (35-31)	1-9-2017
55	25	273	Patrick Sapp	A - Maryland (23-53)	11-14-1992
55	31	288	Charlie Whitehurst	H - Miami (Fla.) (30-36)	9-17-2005
53	21	271	Rodney Williams	H - NC State (28-30)	10-27-1987
53	27	292	Deshaun Watson	H - Troy (30-24)	9-10-2016
52	34	420	Charlie Whitehurst	A - Duke (34-31)	11-2-2002
52	39	378	Deshaun Watson	H - NC State (24-17)	10-15-2016
50	24	301	Brandon Streeter	N1 - Mississippi State (7-17)	12-30-1999
50	36	346	Tajh Boyd	N1 - Louisiana State (25-24)	12-31-2012
48	25	237	Tommy Kendrick	A - Florida State (13-38)	11-7-1970
48	20	263	Charlie Whitehurst	N2 - Texas Tech (15-55)	12-23-2002
N1 - Atlanta, Ga. (Peach/Chick-fil-A Bowl); N2 - Orlando, Fla. (Tangerine Bowl); N3 - Tampa, Fla. (CFP National Championship Game)					

## PASSING ATTEMPTS BY OPPONENT

Att.	Co.	Yds	Player	Site - Team (Score CU-Opp.)	Date
57	24	197	Kip Allen	H - The Citadel (24-0)	10-4-1986
57	35	454	George Godsey	H - Georgia Tech (28-31)	10-28-2000
56	28	283	Jay Venuto	A - Wake Forest (35-33)	11-1-1980
56	30	297	Shane Montgomery	H - NC State (30-10)	10-21-1989
56	23	283	D. Bryant	H - Duke (59-31)	12-1-2001
55	31	384	Casey Clausen	N1 - Tennessee (27-14)	1-2-2004
54	30	395	Terry Harvey	A - NC State (43-22)	9-30-1995
53	34	367	Ben Bennett	A - Duke (38-31)	10-15-1983
53	29	493	Mike Glennon	H - NC State (62-48)	11-17-2012
N1 - Atlanta, Ga. (Peach Bowl)					





# SINGLE-GAME INDIVIDUAL BESTS



## COMPLETIONS BY CLEMSON

Co.	Att.	Yds	Player	Site - Opp. (Score CU-Opp.)	Date
52	70	580	Deshaun Watson	H - Pittsburgh (42-43)	11-12-2016
39	52	378	Deshaun Watson	H - NC State (24-17)	10-15-2016
38	66	372	Cullen Harper	H - Virginia Tech (23-41)	10-6-2007
36	56	420	Deshaun Watson	N3 - Alabama (35-31)	1-9-2017
36	50	346	Tajh Boyd	N1 - Louisiana State (25-24)	12-31-2012
35	48	368	Deshaun Watson	A - Syracuse (37-27)	11-14-2015
34	52	420	Charlie Whitehurst	A - Duke (34-31)	11-2-2002
32	48	304	Deshaun Watson	A - Georgia Tech (26-7)	9-22-2016
31	55	288	Charlie Whitehurst	H - Miami (Fla.) (30-36)	9-17-2005
31	40	378	Tajh Boyd	N2 - Ohio State (40-35)	1-3-2014

N1 - Atlanta, Ga. (Chick-fil-A Bowl); N2 - Miami Gardens, Fla. (Orange Bowl); N3 - Tampa, Fla. (CFP National Championship Game)

## COMPLETIONS BY OPPONENT

Co.	Att.	Yds	Player	Site - Team (Score CU-Opp.)	Date
35	57	454	George Godsey	H - Georgia Tech (28-31)	10-28-2000
34	53	367	Ben Bennett	A - Duke (38-31)	10-15-1983
33	48	271	Matt Schaub	H - Virginia (30-27)	10-11-2003
32	43	375	Kliff Kingsbury	N1 - Texas Tech (15-55)	12-23-2002
32	43	407	Geno Smith	N3 - West Virginia (33-70)	1-4-2012
31	46	368	Bruce Gadd	A - Rice (10-29)	9-23-1972
31	55	385	Casey Clausen	N2 - Tennessee (27-14)	1-2-2004
31	47	315	Matt Ryan	H - Boston College (17-20)	11-17-2007
31	50	338	Ryan Finley	A - NC State (38-31)	11-4-2017
30	49	298	Scott Secules	A - Virginia (31-17)	10-11-1986
30	56	297	Shane Montgomery	H - NC State (30-10)	10-21-1989
30	54	395	Terry Harvey	A - NC State (43-22)	9-30-1995
30	45	307	Steve Tannehill	A - South Carolina (38-17)	11-18-1995

N1 - Orlando, Fla. (Tangerine Bowl); N2 - Atlanta, Ga. (Peach Bowl); N3 - Miami Gardens, Fla. (Orange Bowl)

## COMPLETION PERCENTAGE BY CLEMSON

Pct.	Co.-Att.	Player	Site - Opp. (Score CU-Opp.)	Date
95.0	19-20	Cole Stoudt	H - SC State (52-13)	9-7-2013
94.1	16-17	Woodrow Dantzler	H - The Citadel (38-0)	9-2-2000
90.9	20-22	Cullen Harper	H - Central Michigan (70-14)	10-20-2007
90.9	10-11	Cole Stoudt	H - Wake Forest (56-7)	9-28-2013
88.2	15-17	Kyle Parker	A - Wake Forest (30-10)	11-20-2010
85.7	12-14	DeChane Cameron	A - South Carolina (41-24)	11-23-1991
85.2	23-27	Woodrow Dantzler	A - NC State (45-37)	10-13-2001
84.6	11-13	Willie Jordan	A - Duke (21-25)	10-18-1975
84.2	16-19	Cullen Harper	H - Furman (38-10)	9-15-2007
82.8	24-29	Tajh Boyd	A - Virginia (59-10)	11-2-2013

Note: Minimum 10 passing attempts.

## COMPLETION PERCENTAGE BY OPPONENT

Pct.	Co.-Att.	Player	Site - Team (Score CU-Opp.)	Date
100.0	11-11	Darian Durant	H - North Carolina (3-38)	10-20-2001
84.6	22-26	Terry Jordan	A - NC State (24-17)	10-20-1990
81.8	9-11	Bob Avellini	A - Maryland (6-31)	11-11-1972
81.2	13-16	Mike Cavan	A - Georgia (0-38)	9-26-1970
80.0	16-20	Art Schlichter	N1 - Ohio State (17-15)	12-29-1978
80.0	20-25	Cory Randolph	A - Wake Forest (27-31)	10-1-2005
78.3	18-23	Riley Skinner	A - Wake Forest (27-17)	10-7-2006
77.1	27-35	EJ Manuel	A - Florida State (37-49)	9-22-2012
75.8	25-33	Charlie Ward	A - Florida State (0-57)	9-11-1993
75.0	12-16	Dale Betty	A - Maryland (17-19)	10-15-1960
75.0	18-24	James Stevens	A - Georgia Tech (21-29)	10-29-1973
75.0	9-12	Jeff Grantz	A - South Carolina (20-56)	11-22-1975
75.0	9-12	Rusty LaRue	H - Wake Forest (24-8)	10-29-1994

N1 - Jacksonville, Fla. (Gator Bowl); Note: Minimum 10 passing attempts.

## PASSING EFFICIENCY BY CLEMSON

Eff.	Player	C-A-Yds-I-TD	Site - Opp. (Score CU-Opp.)	Date
310.7	Bobby Gage	9-11-245-1-2	A - Furman (42-0)	11-8-1947
282.1	Harvey White	8-10-162-0-2	A - South Carolina (27-0)	10-22-1959
261.9	Tajh Boyd	20-27-455-2-5	A - Syracuse (49-14)	10-5-2013
261.1	Cullen Harper	20-22-273-1-5	H - Central Michigan (70-14)	10-20-2007
253.9	Cullen Harper	16-19-266-0-3	H - Furman (38-10)	9-15-2007
248.8	Nealon Greene	8-11-152-0-2	A - NC State (43-22)	9-30-1995
247.2	Woodrow Dantzler	16-17-192-0-3	H - The Citadel (38-0)	9-2-2000
241.1	Charlie Whitehurst	12-20-274-0-4	A - North Carolina (42-12)	11-9-2002
240.9	Tajh Boyd	16-23-344-3-5	A - Duke (56-20)	1-3-2012
240.4	Jimmy Addison	12-19-283-0-3	H - Virginia (40-35)	9-24-1966

Note: Minimum 10 passing attempts.

## PASSING EFFICIENCY BY OPPONENT

Eff.	Player	C-A-Yds-I-TD	Site - Team (Score CU-Opp.)	Date
323.1	Jeff Grantz	9-12-158-0-5	A - South Carolina (20-56)	11-22-1975
270.5	Scotty Glacken	8-12-134-0-4	A - Duke (30-35)	10-19-1963
256.5	Billy Lothridge	7-10-128-1-3	A - Georgia Tech (9-26)	9-22-1962
242.5	Mike Elkins	11-16-213-0-3	A - Wake Forest (38-21)	10-29-1988
226.9	Clyde Walker	10-14-165-1-3	H - Florida State (7-43)	11-1-1975
213.0	Mike Tice	9-13-144-0-2	A - Maryland (7-34)	11-15-1980
207.7	Connor Shaw	14-20-210-0-3	A - South Carolina (13-34)	11-26-2011
205.2	Joe Hamilton	22-30-322-2-5	A - Georgia Tech (42-45)	11-13-1999
203.7	Donovan McNabb	13-23-309-1-3	N1 - Syracuse (0-41)	1-1-1996

N1 - Jacksonville, Fla. (Gator Bowl); Note: Minimum 10 passing attempts.

## RECEPTIONS BY CLEMSON

Rec.	Yards	Player	Site - Opp. (Score CU-Opp.)	Date
16	227	Sammy Watkins	N1 - Ohio State (40-35)	1-3-2014
15	202	Mike Williams	H - Pittsburgh (42-43)	11-12-2016
14	163	Sammy Watkins	A - Maryland (40-27)	10-26-2013
13	119	DeAndre Hopkins	N2 - Auburn (26-19)	9-1-2012
13	191	DeAndre Hopkins	N2 - Louisiana State* (25-24)	12-31-2012
13	125	Artavis Scott	H - Pittsburgh (42-43)	11-12-2016
12	133	Airese Currie	H - Middle Tennessee (37-14)	9-13-2003
12	73	Artavis Scott	A - Syracuse (37-27)	11-14-2015
12	146	Mike Williams	H - NC State (24-17)	10-15-2016
11	129	Phil Rogers	A - North Carolina (13-17)	11-6-1965
11	111	Rod Gardner	H - Marshall (10-13)	9-4-1999
11	156	Chansi Stuckey	H - Florida State (35-14)	11-12-2005
11	124	Chansi Stuckey	A - Boston College (33-34)	9-9-2006
11	174	Aaron Kelly	H - Virginia Tech (23-41)	10-6-2007
11	100	Tyler Grisham	H - Virginia Tech (23-41)	10-6-2007
11	197	DeAndre Hopkins	A - Boston College (45-31)	9-29-2012
11	110	Sammy Watkins	H - NC State (62-48)	11-17-2012

\* - Chick-fil-A Bowl; N1 - Miami Gardens, Fla. (Orange Bowl); N2 - Atlanta, Ga.

## RECEPTIONS BY OPPONENT

Rec.	Yards	Player	Site - Opp. (Score CU-Opp.)	Date
14	209	Kelly Campbell	H - Georgia Tech (28-31)	10-28-2000
13	209	Henley Carter	H - Duke (39-22)	10-19-1968
13	149	Wes Chesson	A - Duke (10-21)	10-24-1970
13	132	Mark Militello	A - Duke (38-31)	10-15-1983
12	115	Phil Denfeld	H - Wake Forest (82-24)	10-31-1981
12	123	Tavon Austin	N1 - West Virginia (33-70)	1-4-2012
11	131	Larry Seivers	A - Tennessee (19-21)	10-2-1976
11	113	John Tice	A - Maryland (24-22)	11-13-1982
11	114	Joey Gibson	H - Appalachian State (23-12)	9-6-1997
11	225	Torry Holt	H - NC State (39-46)	10-31-1998
11	121	Peter Warrick	H - Florida State (14-17)	10-23-1999
11	78	Wali Lundy	A - Virginia (17-22)	10-12-2002
11	92	Andre Callender	H - Boston College (17-20)	11-17-2007
11	93	Deondre Douglas	H - Troy (30-24)	9-10-2016

N1 - Miami Gardens, Fla. (Orange Bowl)

## RECEIVING YARDS BY CLEMSON

Yds	Rec.	Player	Site - Opp. (Score CU-Opp.)	Date
227	16	Sammy Watkins	N1 - Ohio State (40-35)	1-3-2014
202	8	Sammy Watkins	A - Wake Forest (42-13)	10-25-2012
202	15	Mike Williams	H - Pittsburgh (42-43)	11-12-2016
197	11	DeAndre Hopkins	A - Boston College (45-31)	9-29-2012
191	13	DeAndre Hopkins	N2 - Louisiana State (25-24)	12-31-2012
185	7	Artavis Scott	H - South Carolina (35-17)	11-29-2014
182	7	Rod Gardner	A - North Carolina (38-24)	10-21-2000
178	6	Tee Higgins	H - The Citadel (61-3)	11-18-2017
176	5	Martavis Bryant	H - Georgia Tech (55-31)	11-14-2013
175	7	Derrick Hamilton	A - Maryland (7-21)	10-4-2003

N1 - Miami Gardens, Fla. (Orange Bowl); N2 - Atlanta, Ga. (Chick-fil-A Bowl)

## RECEIVING YARDS BY OPPONENT

Yds	Rec.	Player	Site - Opp. (Score CU-Opp.)	Date
249	8	Peter Warrick	H - Florida State (28-35)	9-20-1997
225	11	Torry Holt	H - NC State (39-46)	10-31-1998
219	7	Tobias Palmer	H - NC State (62-48)	11-17-2012
209	13	Henley Carter	H - Duke (39-22)	10-19-1968
209	14	Kelly Campbell	H - Georgia Tech (28-31)	10-28-2000
208	5	O.J. Howard	N3 - Alabama (40-45)	1-11-2016
193	8	Alex Amidon	A - Boston College (45-31)	9-29-2012
184	9	Marcus Badgett	A - Maryland (23-53)	11-14-1992
178	10	Delwyn Daigre	N2 - Louisiana Tech (49-24)	12-31-2001
173	7	Marvin Harrison	N1 - Syracuse (0-41)	1-1-1996

N1 - Jacksonville, Fla. (Gator Bowl); N2 - Boise, Idaho (Humanitarian Bowl); N3 - Glendale, Ariz. (CFP National Championship Game)

# SINGLE-GAME INDIVIDUAL BESTS



## POINTS BY CLEMSON

Pts	Player	TD	XP	Site - Opp. (Score CU-Opp.)	Date
33	Maxcey Welch	5	3	H - Newberry (75-0)	10-17-1930
30	Stumpy Banks	5	0	A - Furman (38-0)	10-13-1917
24	Boo Armstrong	4	0	A - South Carolina (39-0)	11-2-1918
24	Fred Cone	4	0	A - Auburn (41-0)	11-25-1950
24	Terrence Flagler	4	0	A - Wake Forest (28-20)	11-1-1986
24	Emory Smith	4	0	A - Wake Forest (29-14)	9-16-1995
24	Travis Zachery	4	0	H - Duke (58-7)	11-6-1999
24	Travis Zachery	4	0	H - Duke (59-31)	12-1-2001
24	Chad Jasmin	4	0	A - South Carolina (63-17)	11-22-2003
24	James Davis	4	0	H - North Carolina (52-7)	9-23-2006
24	C.J. Spiller	4	0	N1 - Georgia Tech (34-39)	12-5-2009

N1 - Tampa, Fla. (ACC Championship Game)

## POINTS BY OPPONENT

Pts	Player	TD	XP	Site - Opp. (Score CU-Opp.)	Date
24	Kevin McLee	4	0	A - Georgia (7-35)	10-4-1975
24	Ted Brown	4	0	H - N.C.State (7-45)	10-25-1975
24	Torry Holt	4	0	H - NC State (39-46)	10-31-1998
24	LaMont Jordan	4	0	A - Maryland (42-30)	10-16-1999
24	Tavon Austin	4	0	N1 - West Virginia (33-70)	1-4-2012
24	Todd Gurley	4	0	A - Georgia (21-45)	8-30-2014

N1 - Miami Gardens, Fla. (Orange Bowl)

## FIELD GOALS BY CLEMSON

FG	Distances	Player	Site - Opp. (Score CU-Opp.)	Date
6	(21, 21, 25, 18, 44, 42)	Jad Dean	H - Texas A&M (25-24)	9-3-2005
6	(23, 33, 32, 52, 42, 35)	Richard Jackson	H - Boston College (25-7)	9-19-2009
5	(31, 42, 32, 46, 41)	Nelson Welch	H - NC State (29-19)	10-26-1991
5	(30, 53, 43, 31, 32)	Nelson Welch	A - Maryland (23-53)	11-14-1992
5	(34, 37, 47, 34, 20)	Nelson Welch	A - North Carolina (28-17)	11-5-1994
5	(38, 42, 18, 20, 47)	Chandler Catanzaro	H - Boston College (36-14)	10-8-2011
4	(49, 26, 24, 57)	Obed Ariri	H - Wake Forest (26-0)	10-29-1979
4	(30, 33, 44, 17)	Obed Ariri	A - North Carolina (19-10)	11-10-1979
4	(19, 45, 39, 30)	Obed Ariri	A - NC State (20-24)	10-25-1980
4	(47, 25, 30, 25)	Chris Gardocki	H - Georgia (34-3)	10-6-1990
4	(38, 20, 45, 44)	Chris Gardocki	A - Georgia Tech (19-21)	10-13-1990
4	(25, 47, 30, 20)	Matt Padgett	A - NC State (19-17)	9-13-1997
4	(52, 34, 30, 35)	David Richardson	A - Wake Forest (33-16)	11-1-1997
4	(25, 22, 39, 24)	David Richardson	H - Furman (33-0)	9-5-1998
4	(47, 22, 38, 37)	Aaron Hunt	H - Louisiana Tech (33-13)	9-7-2002
4	(29, 35, 22, 42)	Aaron Hunt	H - Maryland (12-30)	11-16-2002
4	(23, 35, 32, 37)	Aaron Hunt	H - Florida State (26-10)	11-8-2003
4	(21, 47, 36, 42)	Jad Dean	H - NC State (26-20)	10-30-2004
4	(27, 32, 25, 22)	Jad Dean	H - Maryland (12-13)	11-4-2006
4	(28, 46, 29, 25)	Mark Buchholz	A - NC State (42-20)	9-22-2007
4	(24, 40, 37, 18)	Chandler Catanzaro	N1 - Auburn (26-19)	9-1-2012
4	(31, 29, 25, 24)	Chandler Catanzaro	A - Maryland (40-27)	10-26-2013

N1 - Atlanta, Ga.

## YARDS ON FIELD GOALS BY CLEMSON

Yds	Distances	Player	Site - Opp. (Score CU-Opp.)	Date
217	(23, 33, 32, 52, 42, 35)	Richard Jackson	H - Boston College (25-7)	9-19-2009
192	(31, 42, 32, 46, 41)	Nelson Welch	H - NC State (29-19)	10-26-1991
189	(30, 53, 43, 31, 32)	Nelson Welch	A - Maryland (23-53)	11-14-1992
172	(34, 37, 47, 34, 20)	Nelson Welch	A - North Carolina (28-17)	11-5-1994
171	(21, 21, 25, 18, 44, 42)	Jad Dean	H - Texas A&M (25-24)	9-3-2005
165	(38, 42, 18, 20, 47)	Chandler Catanzaro	H - Boston College (36-14)	10-8-2011
156	(49, 26, 24, 57)	Obed Ariri	H - Wake Forest (26-0)	10-29-1979
151	(52, 34, 30, 35)	David Richardson	A - Wake Forest (33-16)	11-1-1997
147	(38, 20, 45, 44)	Chris Gardocki	A - Georgia Tech (19-21)	10-13-1990
146	(21, 47, 36, 42)	Jad Dean	H - NC State (26-20)	10-30-2004
146	(48, 52, 46)	Mark Buchholz	H - Wake Forest (44-10)	11-10-2007

## PUNT RETURN YARDS BY CLEMSON

Yds	Returns	Player	Site - Opp. (Score CU-Opp.)	Date
167	4	Don Kelley	A - Maryland (24-11)	10-20-1970
126	5	Donnell Woolford	H - Georgia Tech (33-12)	9-26-1987
119	3	C.J. Spiller	H - Boston College (25-7)	9-19-2009
116	4	Darnell Stephens	H - Maryland (40-7)	11-16-1991
107	8	Adam Humphries	H - Louisville (23-17)	10-11-2014
106	7	Tony Horne	H - Texas-El Paso (39-7)	10-4-1997
105	3	Brian Mance	H - Georgia Tech (28-31)	10-28-2000
102	2	Richie Luzzi	A - Georgia (13-31)	9-27-1969
101	3	Bobby Gage	H - NC State (6-0)	10-2-1948

## KICKOFF RETURN YARDS BY CLEMSON

Yds	Returns	Player	Site - Team (Score CU-Opp.)	Date
282	6	Justin Miller	A - Florida State (22-41)	9-25-2004
207	5	Sammy Watkins	A - Maryland (56-45)	10-15-2011
174	5	David Thomas	A - Georgia Tech (9-31)	10-7-1972
160	7	John Shields	H - Alabama (13-38)	10-25-1969
159	6	Dennis Goss	A - North Carolina (13-26)	11-6-1971
158	4	Terrance Roulhac	H - South Carolina (21-21)	11-22-1986
153	2	Derrick Hamilton	A - Maryland (20-37)	11-10-2001
152	4	Justin Miller	H - Maryland (12-30)	11-16-2002
152	4	C.J. Spiller	N1 - Alabama (10-34)	8-30-2008
143	3	Bill Mathis	A - Georgia Tech (6-16)	10-25-1959
143	7	Sammy Watkins	N2 - West Virginia (33-70)	1-4-2012

N1 - Atlanta, Ga.; N2 - Miami Gardens, Fla. (Orange Bowl)

## RETURN YARDS (PR, KOR, IR) BY CLEMSON

Yds	Method	Player	Site - Opp. (Score CU-Opp.)	Date
282	(282 KOR)	Justin Miller	A - Florida State (22-41)	9-25-2004
223	(167 PR, 56 IR)	Don Kelley	A - Maryland (24-11)	10-31-1970
207	(207 KOR)	Sammy Watkins	A - Maryland (56-45)	10-15-2011
174	(174 KOR)	David Thomas	A - Georgia Tech (9-31)	10-7-1972
165	(26 PR, 139 KOR)	Marcus Gilchrist	H - South Carolina (7-29)	11-27-2010
161	(9 PR, 152 KOR)	C.J. Spiller	N1 - Alabama (10-34)	8-30-2008
160	(160 KOR)	John Shields	H - Alabama (13-38)	10-25-1969
159	(159 KOR)	Dennis Goss	A - North Carolina (13-26)	11-6-1971
159	(62 PR, 97 KOR)	C.J. Spiller	N2 - Nebraska (21-26)	1-1-2009
159	(63 PR, 96 KOR)	C.J. Spiller	H - Middle Tennessee (37-14)	9-5-2009

N1 - Atlanta, Ga.; N2 - Jacksonville, Fla. (Gator Bowl)

## ALL-PURPOSE YARDS BY CLEMSON

Yds	Player	Opponent	Year	Rush	Rec.	PR	KOR
345	Sammy Watkins	Maryland	2011	33	105	0	207
312	C.J. Spiller	Florida State	2009	165	67	9	71
310	C.J. Spiller	at Miami (Fla.)	2009	81	104	---	125
301	C.J. Spiller	Georgia Tech*	2009	233	5	---	63
284	Sammy Watkins	Georgia Tech	2011	7	153	---	124
282	Justin Miller	at Florida State	2004	---	---	---	282
274	Terrence Flagler	at Wake Forest	1986	209	65	---	---
268	Sammy Watkins	Ohio State^	2013	3	227	---	38
267	Tony Horne	Florida State	1997	---	131	27	109
264	Andre Ellington	Boston College	2012	132	3	---	129

\* - Tampa, Fla. (ACC Championship Game); ^ - Miami Gardens, Fla. (Orange Bowl)

## PUNTING AVERAGE BY CLEMSON

Avg.	Att.-Yds	Player	Site - Opp. (Score CU-Opp.)	Date
55.3	3-166	Dale Hatcher	H - Kentucky (24-6)	10-2-1982
52.0	5-260	Banks McFadden	A - George Washington (13-6)	11-3-1939
51.8	4-207	Dale Hatcher	H - Georgia (16-16)	9-17-1983
<b>51.8</b>	<b>4-207</b>	<b>Will Spiers</b>	<b>A - Louisville (47-21)</b>	<b>9-16-2017</b>
51.5	6-309	Dawson Zimmerman	H - North Texas (35-10)	9-4-2010
51.0	6-306	Dale Hatcher	A - Kentucky (21-3)	10-3-1981
50.8	4-203	Joe Paglieli	H - Maryland (12-25)	11-12-1955
50.3	3-151	Dale Hatcher	A - Duke (38-31)	10-15-1983
50.3	3-151	Jamie Somaini	A - Virginia (31-10)	9-23-2000
50.0	5-250	Chris Gardocki	H - South Carolina (24-15)	11-17-1990
50.0	3-150	Spencer Benton	H - Furman (41-7)	9-15-2012

Note: Minimum three punts.



# CAREER LEADERS



## RUSHING

### RUSHING YARDS

Rk	Player	Years	Car.	Y/C	TD	Yards
1.	Raymond Priestster	1994-97	805	4.93	21	3966
2.	James Davis	2005-08	753	5.15	47	3881
3.	C.J. Spiller	2006-09	606	5.85	32	3547
4.	Andre Ellington	2009-12	621	5.53	33	3436
5.	Wayne Gallman	2014-16	676	5.07	34	3429
6.	Travis Zachery	1998-01	691	4.43	41	3058
7.	Kenny Flowers	1983-86	590	4.94	26	2914
8.	Terry Allen	1987-89	523	5.31	28	2778
9.	Woodrow Dantzler	1998-01	591	4.67	27	2761
10.	Buddy Gore	1966-68	600	4.29	15	2571
11.	Ray Yauger	1968-70	555	4.39	16	2439
12.	Chuck McSwain	1979-82	483	4.80	23	2320
13.	Stacey Driver	1982-85	476	4.82	15	2293
14.	Ken Callicutt	1973-77	492	4.59	11	2256
15.	Lester Brown	1976-79	505	4.45	31	2228

### CARRIES

Rk	Player	Years	Yards	Y/C	Car.
1.	Raymond Priestster	1994-97	3966	4.93	805
2.	James Davis	2005-08	3881	5.15	753
3.	Travis Zachery	1998-01	3058	4.43	691
4.	Wayne Gallman	2014-16	3429	5.07	676
5.	Andre Ellington	2009-12	3436	5.53	621
6.	C.J. Spiller	2006-09	3547	5.85	606
7.	Buddy Gore	1966-68	2571	4.29	600
8.	Woodrow Dantzler	1998-01	2761	4.67	591
9.	Kenny Flowers	1983-86	2914	4.94	590
10.	Ray Yauger	1968-70	2439	4.39	555
11.	Steve Fuller	1975-78	1737	3.20	535
12.	Terry Allen	1987-89	2778	5.31	523
13.	Rodney Blunt	1989-93	2173	4.28	508
14.	Lester Brown	1976-79	2228	4.45	505
	Tajh Boyd	2010-13	1165	2.31	505

### YARDS PER CARRY

Rk	Player	Years	Car.	Yards	Y/C
1.	Jackie Calvert	1948-50	194	1149	5.92
2.	C.J. Spiller	2006-09	606	3547	5.85
3.	Terrence Flagler	1983-86	379	2162	5.70
4.	Ray Mathews	1947-50	331	1886	5.70
5.	Ronald Williams	1990-92	326	1824	5.60
6.	Andre Ellington	2009-12	621	3436	5.53
7.	Doug Cline	1957-59	209	1117	5.34
8.	Roderick McDowell	2010-13	318	1699	5.34
9.	Buck George	1951-54	240	1280	5.33
10.	Terry Allen	1987-89	523	2778	5.31
11.	Hal Davis	1962-64	194	1024	5.28
13.	Wesley McFadden	1985-89	220	1135	5.16
14.	James Davis	2005-08	753	3881	5.15
15.	Wayne Gallman	2014-16	676	3429	5.07

Note: Minimum 1,000 yards.

## RUSHING TOUCHDOWNS

Rk	Player	Years	Car.	Yards	TD
1.	James Davis	2005-08	753	3881	47
2.	Travis Zachery	1998-01	691	3058	41
3.	Wayne Gallman	2014-16	676	3429	34
4.	Andre Ellington	2009-12	621	3436	33
5.	C.J. Spiller	2006-09	606	3547	32
6.	Lester Brown	1976-79	505	2228	31
7.	Fred Cone	1948-50	466	2172	30
8.	Terry Allen	1987-89	523	2778	28
9.	Cliff Austin	1978-82	423	2139	27
	Woodrow Dantzler	1998-01	591	2761	27

## PASSING

### PASSING YARDS

Rk	Player	Years	Att.	Co.	Pct.	Yards
1.	Tajh Boyd	2010-13	1402	901	64.3	11,904
2.	Deshawn Watson	2014-16	1207	814	67.4	10,163
3.	Charlie Whitehurst	2002-05	1368	817	59.7	9665
4.	Woodrow Dantzler	1998-01	796	460	57.8	6037
5.	Cullen Harper	2005-08	815	518	63.6	5762
6.	Nealon Greene	1994-97	805	458	56.9	5719
7.	Kyle Parker	2009,10	710	401	56.5	4739
8.	Rodney Williams	1985-88	717	333	46.4	4647
9.	Steve Fuller	1975-78	554	287	51.8	4359
10.	Tommy Kendrick	1969-71	644	303	47.0	3893
11.	Homer Jordan	1979-82	479	250	52.2	3643
12.	Brandon Streeter	1996-99	519	294	56.6	3504
13.	Mike Eppley	1980-84	449	252	56.1	3354
14.	DeChane Cameron	1988-91	470	257	54.7	3300
15.	Kelly Bryant	2015-17	380	257	67.6	2753

### PASSING ATTEMPTS

Rk	Player	Years	Co.	Yards	Att.
1.	Tajh Boyd	2010-13	901	11,904	1402
2.	Charlie Whitehurst	2002-05	817	9665	1368
3.	Deshawn Watson	2014-16	814	10,163	1207
4.	Cullen Harper	2005-08	518	5762	815
5.	Nealon Greene	1994-97	458	5719	805
6.	Woodrow Dantzler	1998-01	460	6037	796
7.	Rodney Williams	1985-88	333	4647	717
8.	Kyle Parker	2009,10	401	4739	710
9.	Tommy Kendrick	1969-71	303	3893	644
10.	Steve Fuller	1975-78	287	4359	554
11.	Brandon Streeter	1996-99	294	3504	519
12.	Homer Jordan	1979-82	250	3643	479
13.	DeChane Cameron	1988-91	257	3300	470
14.	Mike Eppley	1980-84	252	3354	449
15.	Cole Stoudt	2011-14	277	2634	421

## COMPLETIONS

Rk	Player	Years	Att.	Yards	Co.
1.	Tajh Boyd	2010-13	1402	11,904	901
2.	Charlie Whitehurst	2002-05	1368	9665	817
3.	Deshawn Watson	2014-16	1207	10,163	814
4.	Cullen Harper	2005-08	815	5762	518
5.	Woodrow Dantzler	1998-01	796	6037	460
6.	Nealon Greene	1994-97	805	5719	458
7.	Kyle Parker	2009,10	710	4739	401
8.	Rodney Williams	1985-88	717	4647	333
9.	Tommy Kendrick	1969-71	644	3893	303
10.	Brandon Streeter	1996-99	519	3504	294
11.	Steve Fuller	1975-78	554	4359	287
12.	Cole Stoudt	2011-14	421	2634	277
13.	DeChane Cameron	1988-91	470	3300	257
	Kelly Bryant	2015-17	380	2753	257
15.	Mike Eppley	1980-84	449	3354	252

### COMPLETION PERCENTAGE

Rk	Player	Years	Co.-Att.	Pct.
1.	Kelly Bryant	2015-17	257-380	67.6
2.	Deshawn Watson	2014-16	814-1207	67.4
3.	Cole Stoudt	2011-14	277-421	65.8
4.	Tajh Boyd	2010-13	901-1402	64.3
5.	Cullen Harper	2005-08	518-815	63.6
6.	Charlie Whitehurst	2002-05	817-1368	59.7
7.	Will Proctor	2003-06	201-338	59.5
8.	Woodrow Dantzler	1998-01	460-796	57.8
9.	Nealon Greene	1994-97	458-805	56.9
10.	Chris Morocco	1986-89	89-157	56.7
11.	Brandon Streeter	1996-99	294-519	56.6
12.	Kyle Parker	2009,10	401-710	56.5
13.	Mike Eppley	1980-84	252-449	56.1
14.	DeChane Cameron	1988-91	257-470	54.7
15.	Billy Lott	1977-79	105-198	53.0

Note: Minimum 150 passing attempts.

### PASSING YARDS PER ATTEMPT

Rk	Player	Years	Att.	Yards	Y/Att.
1.	Bobby Gage	1945-48	278	2448	8.81
2.	Jackie Calvert	1948-50	101	885	8.76
3.	Tajh Boyd	2010-13	1402	11,904	8.49
4.	Deshawn Watson	2014-16	1207	10,163	8.42
5.	Chris Morocco	1986-89	157	1238	7.89
6.	Steve Fuller	1975-78	554	4359	7.87
7.	Will Proctor	2003-06	338	2634	7.79
8.	Homer Jordan	1979-82	479	3643	7.61
9.	Mark Fellers	1972-74	124	943	7.60
10.	Woodrow Dantzler	1998-01	796	6037	7.58
11.	Mike Eppley	1980-84	449	3354	7.47
12.	Harvey White	1957-59	289	2103	7.28
13.	Kelly Bryant	2015-17	380	2753	7.24
14.	Nealon Greene	1994-97	805	5719	7.10
15.	Mike O'Cain	1974-76	182	1291	7.09

## PASSING EFFICIENCY

Rk	Player	Years	Att.	Co.	Pct.	Int.	Int. Pct.	Yards	Yards/Att.	TD	TD Pct.	Eff.
1.	Deshawn Watson	2014-16	1207	814	67.4	32	2.65	10,163	8.42	90	7.46	157.5
2.	Tajh Boyd	2010-13	1402	901	64.3	39	2.78	11,904	8.49	107	7.63	155.2
3.	Will Proctor	2003-06	338	201	59.5	11	3.25	2634	7.79	19	5.62	137.0
4.	Kelly Bryant	2015-17	380	257	67.6	7	1.84	2753	7.24	14	3.68	137.0
5.	Cullen Harper	2005-08	815	518	63.6	20	2.45	5762	7.07	42	5.15	135.0
6.	Woodrow Dantzler	1998-01	796	460	57.8	24	3.02	6037	7.58	41	5.15	132.5
7.	Mark Fellers	1972-74	124	58	46.8	7	5.64	943	7.60	12	9.68	131.3
8.	Chris Morocco	1986-89	157	89	56.7	4	2.55	1238	7.89	6	3.82	130.4
9.	Mike Eppley	1980-84	449	252	56.1	26	5.79	3354	7.47	28	6.23	127.9
10.	Bobby Gage	1945-48	278	123	44.2	27	9.71	2448	8.81	24	8.63	127.3
11.	Cole Stoudt	2011-14	421	277	65.8	11	2.61	2634	6.26	17	4.04	126.5
12.	Nealon Greene	1994-97	805	458	56.9	26	3.22	5719	7.10	35	4.35	124.5
13.	Charlie Whitehurst	2002-05	1368	817	59.7	46	3.36	9665	7.07	49	3.58	124.2
14.	Harvey White	1957-59	289	145	50.2	12	4.15	2103	7.28	18	6.22	123.6
15.	Jackie Calvert	1948-50	101	40	39.6	8	7.92	885	8.76	8	7.92	123.5

Note: Minimum 100 passing attempts.





# CAREER LEADERS

## PASSING TOUCHDOWNS

Rk	Player	Years	Att.	Int.	TD
1.	Tajh Boyd	2010-13	1402	39	107
2.	Deshawn Watson	2014-16	1207	32	90
3.	Charlie Whitehurst	2002-05	1368	46	49
4.	Cullen Harper	2005-08	815	20	42
5.	Woodrow Dantzler	1998-01	796	24	41
6.	Nealon Greene	1994-97	805	26	35
7.	Kyle Parker	2009,10	710	23	32
8.	Mike Eppley	1980-84	449	26	28
9.	Bobby Gage	1945-48	278	27	24
	Tommy Kendrick	1969-71	644	42	24
11.	Steve Fuller	1975-78	554	21	22
12.	Will Proctor	2003-06	338	11	19
13.	Harvey White	1957-59	289	12	18
14.	Brandon Streeter	1996-99	519	26	17
	Cole Stoudt	2011-14	421	11	17

## INTERCEPTION AVOIDANCE

Rk	Player	Years	Int.-Att.	Pct.
1.	Kelly Bryant	2015-17	7-380	1.84
2.	Cullen Harper	2005-08	20-815	2.45
3.	Chris Morocco	1986-89	4-157	2.55
4.	Cole Stoudt	2011-14	11-421	2.61
5.	Deshawn Watson	2014-16	32-1207	2.65
6.	Patrick Sapp	1992-95	10-365	2.74
7.	Tajh Boyd	2010-13	39-1402	2.78
8.	Woodrow Dantzler	1998-01	24-796	3.02
9.	DeChane Cameron	1988-91	15-470	3.19
10.	Nealon Greene	1994-97	26-805	3.22
11.	Kyle Parker	2009,10	23-710	3.24
12.	Will Proctor	2003-06	11-338	3.25
13.	Willie Simmons	2000-02	13-391	3.32
14.	Charlie Whitehurst	2002-05	46-1368	3.36
15.	Billy Lott	1977-79	7-198	3.53

Note: Minimum 100 passing attempts.

## RECEIVING

### RECEPTIONS

Rk	Player, Pos.	Years	Yards	Avg.	TD	Rec.
1.	Artavis Scott, WR	2014-16	2480	10.1	19	245
2.	Sammy Watkins, WR	2011-13	3391	14.1	27	240
3.	Aaron Kelly, WR	2005-08	2733	11.8	20	232
4.	DeAndre Hopkins, WR	2010-12	3020	14.7	27	206
5.	Mike Williams, WR	2013-16	2727	15.4	21	177
6.	Derrick Hamilton, WR	2001-03	2312	13.8	16	167
7.	Rod Gardner, WR	1997-00	2498	15.0	13	166
8.	Terry Smith, WR	1990-93	2681	16.5	15	162
9.	Perry Tuttle, WR	1978-81	2534	16.9	17	150
10.	Jacoby Ford, WR	2006-09	1986	13.9	16	143
11.	Kevin Youngblood, WR	2000-03	1713	12.1	6	142
12.	Chansi Stuckey, WR	2003-06	1760	12.5	7	141
13.	Jerry Butler, WR	1975-78	2223	16.0	11	139
14.	Brian Wofford, WR	1996-99	1857	13.5	13	138
	Airese Currie, WR	2001-04	2030	14.7	10	138

### RECEIVING YARDS

Rk	Player, Pos.	Years	Rec.	Yards
1.	Sammy Watkins, WR	2011-13	240	3391
2.	DeAndre Hopkins, WR	2010-12	206	3020
3.	Aaron Kelly, WR	2005-08	232	2733
4.	Mike Williams, WR	2013-16	177	2727
5.	Terry Smith, WR	1990-93	162	2681
6.	Perry Tuttle, WR	1978-81	150	2534
7.	Rod Gardner, WR	1997-00	166	2498
8.	Artavis Scott, WR	2014-16	245	2480
9.	Derrick Hamilton, WR	2001-03	167	2312
10.	Jerry Butler, WR	1975-78	139	2223
11.	Airese Currie, WR	2001-04	138	2030
12.	Jacoby Ford, WR	2006-09	143	1986
13.	Deon Cain, WR	2015-17	124	1965
14.	Brian Wofford, WR	1996-99	138	1857
15.	Chansi Stuckey, WR	2003-06	141	1760

### YARDS PER RECEPTION

Rk	Player, Pos.	Years	Rec.	Yards	Y/Rec.
1.	Martavis Bryant, WR	2011-13	61	1354	22.2
2.	Joe Blalock, TE	1939-41	38	773	20.3
3.	Gary Cooper, FLK	1985-89	79	1592	20.2
4.	Frank Magwood, WR	1979-82	51	920	18.0
5.	Glenn Smith, E	1949-51	88	1576	17.9
6.	Eddis Freeman, E	1943-46	37	655	17.7
7.	Dwight Clark, WR	1975-78	33	571	17.3
8.	Bill Mathis, TB	1957-59	35	602	17.2
9.	Charlie Waters, WR	1967-69	68	1166	17.1
10.	Perry Tuttle, WR	1978-81	150	2534	16.9

Note: Minimum 30 receptions.

## RECEIVING TOUCHDOWNS

Rk	Player, Pos.	Years	TD
1.	DeAndre Hopkins, WR	2010-12	27
	Sammy Watkins, WR	2011-13	27
3.	Mike Williams, WR	2013-16	21
4.	Aaron Kelly, WR	2005-08	20
	Deon Cain, WR	2015-17	20
6.	Artavis Scott, WR	2014-16	19
7.	Glenn Smith, E	1949-51	18
	Jordan Leggett, TE	2013-16	18
9.	Perry Tuttle, WR	1978-81	17
10.	Terrance Roulhac, WR	1983-86	16
	Derrick Hamilton, WR	2001-03	16
	Jacoby Ford, WR	2006-09	16

## MISCELLANEOUS

### TOTAL OFFENSE YARDS

Rk	Player	Years	Plays	Rush	Pass	Total
1.	Tajh Boyd	2010-13	1907	1165	11,904	13,069
2.	Deshawn Watson	2014-16	1643	1931	10,163	12,094
3.	Charlie Whitehurst	2002-05	1634	98	9665	9763
4.	Woodrow Dantzler	1998-01	1587	2761	6037	8798
5.	Nealon Greene	1994-97	1158	1067	5719	6786
6.	Steve Fuller	1975-78	1089	1737	4359	6096
7.	Cullen Harper	2005-08	946	-213	5762	5549
8.	Rodney Williams	1985-88	1024	863	4647	5510
9.	Kyle Parker	2009,10	818	163	4739	4902
10.	Homer Jordan	1979-82	859	971	3643	4614
11.	DeChane Cameron	1988-91	765	926	3300	4226
12.	Raymond Priestner	1994-97	805	3966	-----	3966
13.	James Davis	2005-08	753	3881	-----	3881
14.	Bobby Gage	1945-48	594	1309	2448	3757
15.	Mike Eppley	1980-84	614	398	3354	3752

### SCORING

Rk	Player, Pos.	Years	TD	PAT	FG	TP
1.	Chandler Catanzaro, PK	2010-13	0	203-207	67-82	404
2.	Aaron Hunt, PK	2000-03	0	164-172	55-76	329
3.	C.J. Spiller, RB	2006-09	51	*2	---	308
4.	Nelson Welch, PK	1991-94	0	85-92	72-102	301
5.	Travis Zachery, TB	1998-01	50	---	---	300
6.	James Davis, RB	2005-08	49	---	---	294
7.	Obed Ariri, PK	1977-80	0	99-103	63-97	288
8.	Greg Huegel, PK	2015-17	0	142-150	43-55	271
9.	Chris Gardocki, PK	1988-90	0	72-72	63-89	261
10.	Jad Dean, PK	2003-06	0	97-103	51-68	250
11.	David Treadwell, PK	1985-87	0	92-93	47-66	233
12.	Andre Ellington, RB	2009-12	36	*2	---	218
13.	Wayne Gallman, RB	2014-16	36	---	---	216
14.	Bob Paulling, PK	1979-83	0	107-109	34-41	209
15.	Mark Buchholz, PK	2007,08	0	88-88	37-57	199

\* - total two-point conversion points

### TOTAL TOUCHDOWNS

Rk	Player, Pos.	Rush	Rec.	PR	KOR	Total
1.	C.J. Spiller, RB	32	11	1	7	51
2.	Travis Zachery, RB	41	9	0	0	50
3.	James Davis, RB	47	2	0	0	49
4.	Andre Ellington, RB	33	2	0	1	36
	Wayne Gallman, RB	34	2	0	0	36
6.	Lester Brown, RB	31	1	0	0	32
7.	Fred Cone, RB	30	1	0	0	31
8.	Sammy Watkins, WR	1	27	0	1	29
9.	Ray Matthews, RB	20	7	1	0	28
	Kenny Flowers, RB	26	2	0	0	28
	Terry Allen, RB	28	0	0	0	28

### INTERCEPTIONS

Rk	Player, Pos.	Years	Yards	Avg.	TD	Int.
1.	Terry Kinard, FS	1979-82	147	8.6	0	17
2.	Fred Knoebel, DB	1950-52	122	8.1	0	15
	DeAndre McDaniel, S	2007-10	162	10.8	1	15
4.	Michael Hamlin, S	2005-08	243	17.4	0	14
	Rashard Hall, S	2009-12	186	13.3	1	14
6.	Justin Miller, CB	2002-04	94	7.2	0	13
7.	Eddie Geathers, CB	1977-80	114	9.5	0	12
	Robert O'Neal, FS	1989-92	119	9.9	0	12
	Alex Ardley, CB	1998-00	151	12.6	1	12
	Brian Mance, CB	1999-02	73	6.1	0	12

## TOUCHDOWN RESPONSIBILITY

Rk	Player	Years	Rush	Pass	*	Tot
1.	Tajh Boyd	2010-13	26	107	0	133
2.	Deshawn Watson	2014-16	26	90	0	116
3.	Woodrow Dantzler	1998-01	27	41	0	68
4.	Charlie Whitehurst	2002-05	10	49	0	59
5.	C.J. Spiller	2006-09	32	1	19	52
6.	Travis Zachery	1998-01	41	0	9	50
7.	James Davis	2005-08	47	0	2	49
8.	Cullen Harper	2005-08	5	42	0	47
9.	Steve Fuller	1975-78	22	22	0	44
10.	Nealon Greene	1994-97	8	35	0	43

\* - includes receiving, punt returns, kickoff returns, interception returns and fumble returns

### INTERCEPTION RETURN YARDS

Rk	Player, Pos.	Years	Int.	Avg.	Yards
1.	Rex Varn, FS	1976-79	10	27.5	275
2.	Michael Hamlin, S	2005-08	14	17.4	243
	Crezdon Butler, CB	2006-09	11	22.1	243
4.	Antwan Edwards, DB	1995-98	8	24.4	195
5.	Jonathan Meeks, S	2009-12	7	27.4	192
6.	Rashard Hall, S	2009-12	14	13.3	186
7.	Don Kelley, DB	1969-71	6	29.7	178
8.	Van Smith, S	2015-17	4	41.3	165
9.	DeAndre McDaniel, S	2007-09	15	10.8	162
10.	Alex Ardley, CB	1998-00	12	12.6	151

### STARTS

Rk	Player, Pos.	Years	Starts
1.	Chandler Catanzaro, PK	2010-13	52
2.	Landon Walker, OT	2008-11	49
	Dalton Freeman, C	2009-12	49
4.	Eric Harmon, OG	1987-90	47
	Jim Bundren, OT	1994-97	47
	Glenn Rountree, OG	1994-97	47
	Aaron Hunt, PK	2000-03	47
8.	Nelson Welch, PK	1991-94	46
	Cole Chason, P	2003-06	46
10.	Jeb Flesch, OG	1988-91	45

### STARTS BY POSITION

#### Offense

TE:	38 by Jordan Leggett, 2013-16
OT:	49 by Landon Walker, 2008-11
OG:	47 by Eric Harmon, 1987-90; Glenn Rountree, 1994-97
C:	49 by Dalton Freeman, 2009-12
WR:	42 by Terry Smith, 1990-93
QB:	44 by Rodney Williams, 1985-88
RB:	43 by James Davis, 2005-08
PK:	52 by Chandler Catanzaro, 2010-13

#### Defense

DE/OLB:	43 by Levon Kirkland, 1988-91
DT:	40 by Jim Stuckey, 1976-79
ILB:	42 by Bubba Brown, 1976-79
S:	43 by Michael Hamlin, 2005-08
CB:	44 by Chris Chancellor, 2006-09
P:	46 by Cole Chason, 2003-06



# CAREER LEADERS



## GAMES

Rk Player, Pos.	Years	Games
1. Chad Diehl, FB	2007-11	57
2. Cordrea Tankersley, CB	2013-16	55
<b>Dorian O'Daniel, LB</b>	<b>2014-17</b>	<b>55</b>
4. Antoine McClain, OG	2008-11	54
Malliciah Goodman, DE	2009-12	54
Eric Mac Lain, OL	2012-15	54
Carlos Watkins, DT	2012-16	54
<b>Ryan Carter, CB</b>	<b>2014-17</b>	<b>54</b>
9. Kevin Alexander, DE/LB	2006-09	53
Crezdon Butler, CB	2006-09	53
Chris Chancellor, CB	2006-09	53
Kavell Conner, LB	2006-09	53
Marcus Gilchrist, DB	2007-10	53
Byron Maxwell, CB	2007-10	53
DeAndre McDaniel, S/LB	2007-10	53
Michael Wade, QB/S	2007-10	53
Brandon Thompson, DT	2008-11	53
Landon Walker, OT	2008-11	53
Xavier Brewer, DB	2009-12	53
Dalton Freeman, C	2009-12	53
Rashard Hall, S	2009-12	53
Chandler Catanzaro, PK	2010-13	53
Quandon Christian, LB	2010-13	53
Adam Humphries, WR	2011-14	53
Robert Smith, S	2011-14	53
DeShawn Williams, DT	2011-14	53
Jadar Johnson, S	2013-16	53

## SNAPS

Rk Player, Pos.	Years	Snaps
1. Dalton Freeman, C	2009-12	3361
2. Landon Walker, OT	2008-11	3131
3. Kyle Young, C	1998-01	3097
4. Glenn Rountree, OG	1994-97	3048
5. Tajh Boyd, QB	2010-13	2963
6. Charlie Whitehurst, QB	2002-05	2875
7. Eric Harmon, OG	1987-90	2870
<b>8. Mitch Hyatt, OT</b>	<b>2015-17</b>	<b>2815</b>
9. Barry Richardson, OT	2004-07	2778
10. Jim Bundren, OT	1994-97	2772

Note: Does not include special teams snaps.

## SPECIAL TEAMS

### PUNT RETURN YARDS

Rk Player	Years	PR	Avg.	TD	Yards
1. Shad Bryant	1937-39	65	12.0	1	779
2. Donnell Woolford	1985-88	78	9.6	2	754
3. James Lott	1986-89	71	9.6	0	683
4. Don Kelley	1969-71	56	11.3	2	632
5. Derrick Hamilton	2001-03	68	9.1	0	618
6. Willie Jordan	1975-78	54	10.5	0	569
C.J. Spiller	2006-09	53	10.7	1	569
8. Billy Davis	1980-83	87	6.4	0	555
<b>9. Ray-Ray McCloud</b>	<b>2015-17</b>	<b>50</b>	<b>9.7</b>	<b>1</b>	<b>485</b>
10. Jacoby Ford	2006-09	49	9.8	2	479

### KICKOFF RETURN YARDS

Rk Player	Years	KOR	Avg.	TD	Yards
1. C.J. Spiller	2006-09	74	27.7	7	2052
2. Derrick Hamilton	2001-03	58	26.8	2	1552
3. Justin Miller	2002-04	50	30.7	3	1534
4. Andre Humphrey	1992-95	68	21.9	0	1486
5. Sammy Watkins	2011-13	60	22.9	1	1376
6. Ray Williams	1983-86	66	20.5	0	1350
7. Jacoby Ford	2006-09	47	23.9	1	1124
8. Terrence Roulhac	1983-86	42	26.4	0	1108
9. Artavis Scott	2014-16	39	23.7	0	925
10. Warren Ratchford	1974-78	44	22.0	0	848

### PUNTING AVERAGE

Rk Player	Years	Punts	Yards	Avg.
1. Chris Gardocki	1988-90	151	6566	43.5
2. Dale Hatcher	1981-84	191	8191	43.0
3. Banks McFadden	1937-39	94	3967	42.2
4. Jimmy Maners	2006-08	105	4381	41.7
5. David Sims	1977-80	197	8126	41.2
6. Dawson Zimmerman	2008-11	192	7895	41.1
7. Bradley Pinion	2012-14	140	5754	41.1
8. Mitch Tyner	1973,74	127	5201	41.0
<b>9. Will Spiers</b>	<b>2017</b>	<b>60</b>	<b>2448</b>	<b>40.8</b>
10. Jack Anderson	1968-70	56	2276	40.6

Note: Minimum 50 punts.

## FIELD GOALS MADE

Rk Player	Years	FG
1. Nelson Welch	1991-94	72
2. Chandler Catanzaro	2010-13	67
3. Obed Ariri	1977-80	63
Chris Gardocki	1988-90	63
5. Aaron Hunt	2000-03	55
6. Jad Dean	2003-06	51
7. David Treadwell	1985-87	47
<b>8. Greg Huegel</b>	<b>2015-17</b>	<b>43</b>
9. Mark Buchholz	2007,08	37
10. Bob Paulling	1979-83	34

## EXTRA POINTS MADE

Rk Player	Years	PAT
1. Chandler Catanzaro	2010-13	203
2. Aaron Hunt	2000-03	164
<b>3. Greg Huegel</b>	<b>2015-17</b>	<b>142</b>
4. Bob Paulling	1979-83	107
5. Obed Ariri	1977-80	99
6. Jad Dean	2003-06	97
7. David Treadwell	1985-87	92
8. Mark Buchholz	2007,08	88
9. Nelson Welch	1991-94	85
10. Charles Radcliff	1950-52	72
Chris Gardocki	1988-90	72

## KICK SCORING

Rk Player	Years	Points
1. Chandler Catanzaro	2010-13	404
2. Aaron Hunt	2000-03	329
3. Nelson Welch	1991-94	301
4. Obed Ariri	1977-80	288
<b>5. Greg Huegel</b>	<b>2015-17</b>	<b>271</b>
6. Chris Gardocki	1988-90	261
7. Jad Dean	2003-06	250
8. David Treadwell	1985-87	233
9. Bob Paulling	1979-83	209
10. Mark Buchholz	2007,08	199

## ALL-PURPOSE YARDS

Rk Player, Pos.	Years	Rush	Rec.	PR	KOR	Total
1. C.J. Spiller, RB	2006-09	3547	1420	569	2052	7588
2. Sammy Watkins, WR	2011-13	339	3391	23	1376	5129
3. Derrick Hamilton, WR	2001-03	358	2312	618	1552	4839
4. Andre Ellington, RB	2009-12	3436	505	3	642	4586
5. Travis Zachery, TB	1998-01	3058	1057	276	---	4391
6. James Davis, RB	2005-08	3881	441	---	13	4335
7. Raymond Priestner, RB	1994-97	3966	316	---	---	4282
8. Jacoby Ford, WR	2006-09	494	1986	479	1124	4083
9. Wayne Gallman, RB	2014-16	3429	473	---	---	3902
10. Artavis Scott, WR	2014-16	49	2480	114	925	3568

# INDIVIDUAL DEFENSIVE RECORDS

## TACKLES

**Game:** 27, Keith Adams vs. South Carolina, 1999  
**Season:** 186, Keith Adams, 1999  
**Career:** 515, Bubba Brown, 1976-79

## FIRST HITS

**Game:** 18, Keith Adams vs. South Carolina, 1999  
**Season:** 119, Jeff Davis, 1981; Keith Adams, 1999  
**Career:** 295, Jeff Davis, 1978-81

## TACKLES BY A LINEMAN

**Game:** 21, Willie Anderson vs. South Carolina, 1974  
**Season:** 114, Mark Heniford, 1977  
**Career:** 314, Jim Stuckey, 1976-79

## TACKLES BY A DEFENSIVE BACK

**Game:** 20, Charles Hafley vs. Maryland, 2001; Jamaal Fudge vs. Virginia, 2003  
**Season:** 129, Robert Carswell, 1999  
**Career:** 372, Robert Carswell, 1997-00

## TACKLES FOR LOSS

**Game:** 6, Keith Adams vs. Duke, 1999; Andre Branch vs. Virginia Tech, 2011  
**Season:** 35, Keith Adams, 1999  
**Career:** 61, Michael Dean Perry, 1984-87

## SACKS

**Game:** 4, Keith Adams vs. Duke, 1999; Andre Branch vs. Virginia Tech, 2011; **Austin Bryant vs. Auburn, 2017**  
**Season:** 16, Keith Adams, 1999  
**Career:** 33, Vic Beasley, 2011-14

## PASS BREAKUPS

**Game:** 5, Perry Williams vs. Virginia Tech, 1985  
**Season:** 21, Tye Hill, 2004  
**Career:** 44, Donnell Woolford, 1985-88

## PASS BREAKUPS BY A DEFENSIVE LINEMAN

**Game:** 2, many  
**Season:** 10, **Christian Wilkins, 2016**  
**Career:** 23, Levon Kirkland, 1988-91

## PASSES DEFENDED

**Game:** 5, Perry Williams vs. Virginia Tech, 1985  
**Season:** 21, Dexter Polite, 1999; Tye Hill, 2004  
**Career:** 54, Donnell Woolford, 1985-88

## CAUSED FUMBLES

**Game:** 2, many  
**Season:** 5, Brandon Maye, 2009  
**Career:** 10, Jeff Davis, 1978-81  
10, Ed McDaniel, 1988-91

## RECOVERED FUMBLES

**Game:** 2, many  
**Season:** 4, Ronnie Ducworth, 1968; B.B. Elvington, 1970; Jeff Davis, 1981; William Devane, 1983; Spencer Shuey, 2013  
**Career:** 8, Jeff Davis, 1978-81

## FUMBLE RETURN YARDS

**Game:** 93, Antwan Edwards at Virginia, 1998  
**Season:** 104, Antwan Edwards, 1998  
**Career:** 104, Antwan Edwards, 1995-98

## INTERCEPTIONS

**Game:** 3, Kit Jackson vs. Wake Forest, 1965; Leomont Evans vs. NC State, 1995; Brian Dawkins vs. Duke, 1995; Alex Ardley vs. Maryland, 2000; Michael Hamlin vs. The Citadel, 2008  
**Season:** 8, Robert O'Neal, 1989; Justin Miller, 2002; DeAndre McDaniel, 2009  
**Career:** 17, Terry Kinard, 1979-82

## INTERCEPTION RETURN YARDS

**Game:** 101, Willie Underwood vs. South Carolina, 1980 (2 IR)  
**Season:** 156, Don Kelley, 1970 (3 IR)  
**Career:** 275, Rex Varn, 1976-79 (10 IR)

## TAKEAWAYS

**Game:** 3, many  
**Season:** 9, Robert O'Neal, 1989 (8 IR, 1 FR)  
**Career:** 19, Terry Kinard, 1979-82 (17 IR, 2 FR)

## RETURN YARDS ON TAKEAWAYS

**Game:** 101, Willie Underwood vs. South Carolina, 1980  
**Season:** 160, Antwan Edwards, 1998  
**Career:** 299, Antwan Edwards, 1995-98

## TACKLES BY A KICKER

**Game:** 2, many  
**Season:** 9, Spencer Benton, 2009  
**Career:** 29, Spencer Benton, 2009-12

## SPECIAL TEAMS TACKLES\*

**Game:** 7, Chad Speck vs. Georgia Tech, 1999  
**Season:** 26, Rodney Thomas, 2000  
**Career:** 47, Chad Speck, 1997-00

\* - since 1986 (all other stats are from 1976-17); all stats based on coaches film evaluation

## SINGLE-GAME TACKLE BESTS

Rk	Player, Pos.	Opponent	Year	Tac.
1.	Keith Adams, LB	South Carolina	1999	27
2.	Jeff Davis, LB	North Carolina	1980	24
3.	Chad Carson, LB	Wake Forest	2001	23
4.	Bubba Brown, LB	Ohio State	1978	22
	Bubba Brown, LB	NC State	1979	22
	Jeff Davis, LB	Maryland	1980	22
	Chad Carson, LB	Georgia Tech	2000	22
8.	Willie Anderson, MG	South Carolina	1974	21
	Henry Walls, LB	Georgia Tech	1985	21
	John Leake, LB	Maryland	2002	21
11.	Jeff Davis, LB	Tulane	1981	20
	Henry Walls, LB	Boston College	1983	20
	Tim Jones, LB	Duke	1994	20
	Anthony Simmons, LB	South Carolina	1996	20
	Charles Hafley, FS	Maryland	2001	20
	Jamaal Fudge, ROV	Virginia	2003	20

# LONGEST OFFENSIVE DRIVES

## PLAYS

PL	Date	W-L	Score	Opponent
20	10-7-1978	W	38-7	Virginia Tech
19	9-22-1979	W	12-7	Georgia
19	10-12-2002	L	17-22	Virginia
19	11-19-2005	W	13-9	South Carolina
19	9-29-2007	L	3-13	Georgia Tech
18	9-26-1992	L	16-20	Georgia Tech
18	11-7-1992	W	40-7	North Carolina
18	10-7-1989	W	34-20	Virginia
18	11-20-1987	L	7-20	South Carolina
18	10-18-1986	W	35-3	Duke
18	12-31-1993	W	14-13	Kentucky
18	1-1-1959	L	0-7	Louisiana State
18	9-5-1998	W	33-0	Furman
18	9-29-2001	W <sup>(OT)</sup>	47-44	Georgia Tech
18	9-17-2011	W	38-24	Auburn

## YARDS

Yards	Date	W-L	Score	Opponent
99	9-17-1988	L	21-24	Florida State
99	10-24-1998	L	23-28	Duke
98	12-31-1993	W	14-13	Kentucky
98	10-17-2015	W	34-17	Boston College
97	11-16-1974	W	28-9	Virginia
97	10-14-2000	W	35-14	Maryland
97	9-30-2006	W	51-0	Louisiana Tech
97	11-8-2008	L	27-41	Florida State
97	10-29-2011	L	17-31	Georgia Tech
96	11-17-2001	L	15-20	South Carolina
96	9-3-2005	W	25-24	Texas A&M
96	10-7-2006	W	27-17	Wake Forest
96	10-7-2006	W	27-17	Wake Forest
96	9-13-2008	W	27-9	NC State
96	1-4-2012	L	33-70	West Virginia
96	12-5-2015	W	45-37	North Carolina
96	12-31-2015	W	37-17	Oklahoma

## TIME

Time	Date	W-L	Score	Opponent
9:47	9-10-2005	W	28-24	Maryland
9:45	9-23-2006	W	52-7	North Carolina
9:34	11-7-1992	W	40-7	North Carolina
9:34	9-17-2011	W	38-24	Auburn
8:49	9-5-1998	W	33-0	Furman
8:48	9-26-1992	L	16-20	Georgia Tech
8:47	11-20-1987	L	7-20	South Carolina
8:39	10-7-1978	W	38-7	Virginia Tech
8:17	10-25-2014	W	16-6	Syracuse
8:15	10-28-1995	W	24-3	Georgia Tech
8:13	11-21-1959	W	33-31	Wake Forest
8:13	9-9-2000	W	62-9	Missouri
8:11	9-19-1970	W	27-17	Virginia
8:09	11-2-1996	W	35-3	Maryland
8:07	9-13-2008	W	27-9	NC State





# INDIVIDUAL SEASON & CAREER DEFENSIVE BESTS



SEASON		
TACKLES		
Rk Player, Pos.	Year	Tac.
1. Keith Adams, LB	1999	186
2. Anthony Simmons, LB	1996	178
3. Jeff Davis, LB	1981	175
4. Bubba Brown, LB	1978	170
5. John Leake, LB	2002	169
6. Rodney Thomas, LB	2002	167
7. Jeff Davis, LB	1980	160
B.J. Goodson, LB	2015	160
9. Anthony Simmons, LB	1997	158
10. Chad Carson, LB	2000	156

TACKLES FOR LOSS		
Rk Player, Pos.	Year	TFL
1. Keith Adams, LB	1999	35.0
2. William Perry, MG	1984	27.0
Rob Bodine, MG	1991	27.0
Leroy Hill, LB	2003	27.0
5. Da'Quan Bowers, DE	2010	26.0
6. Shaq Lawson, DE	2015	25.5
7. Anthony Simmons, LB	1997	25.0
8. Michael Dean Perry, DT	1987	24.0
9. Kevin Dodd, DE	2015	23.5
10. Vic Beasley, DE	2013	23.0

SACKS		
Rk Player, Pos.	Year	Sacks
1. Keith Adams, LB	1999	16.0
2. Da'Quan Bowers, DE	2010	15.5
3. Vic Beasley, DE	2013	13.0
4. Gaines Adams, DE	2006	12.5
Shaq Lawson, DE	2015	12.5
6. Vic Beasley, DE	2014	12.0
Kevin Dodd, DE	2015	12.0
8. Adrian Dingle, DE	1998	10.5
Andre Branch, DE	2011	10.5
Carlos Watkins, DT	2016	10.5

PASS BREAKUPS		
Rk Player, Pos.	Year	PBU
1. Tye Hill, CB	2004	21
2. Dextra Polite, CB	1999	17
3. Ty Davis, CB	1984	15
Delton Hall, CB	1985	15
Donnell Woolford, CB	1987	15
Donnell Woolford, CB	1988	15
Antwan Edwards, DB	1997	15
Garry Peters, CB	2014	15
9. Reggie Pleasant, CB	1984	14
Delton Hall, CB	1986	14
Jerome Henderson, CB	1989	14
Antwan Edwards, CB	1998	14

PASSES DEFENDED				
Rk Player, Pos.	Year	Int.	PBU	PD
1. Dextra Polite, CB	1999	4	17	21
Tye Hill, CB	2004	0	21	21
3. Donnell Woolford, CB	1987	5	15	20
4. Antwan Edwards, CB	1997	4	15	19
5. Terry Kinard, FS	1982	6	12	18
Delton Hall, CB	1986	4	14	18
7. Ty Davis, CB	1984	2	15	17
James Lott, CB	1987	4	13	17
Robert O'Neal, FS	1989	8	9	17
Brian Mance, CB	2002	6	11	17

Justin Miller, CB	2002	8	9	17
Bashaud Breeland, DB	2013	4	13	17

TAKEAWAYS				
Rk Player, Pos.	Year	Int.	RF	Tot.
1. Robert O'Neal, FS	1989	8	1	9
2. Brian Dawkins, FS	1995	6	2	8
Justin Miller, CB	2002	8	0	8
DeAndre McDaniel, S	2009	8	0	8
5. Fred Knoebel, DB	1952	7	NA	7
Bobby Johnson, DB	1971	4	3	7
Terry Kinard, FS	1982	6	1	7
Dexter Davis, CB	1990	6	1	7
Robert Carswell, FS	1999	6	1	7
Rashard Hall, S	2009	6	1	7

CAREER		
TACKLES		
Rk Player, Pos.	Years	Tac.
1. Bubba Brown, LB	1976-79	515
2. Anthony Simmons, LB	1995-97	486
3. Jeff Davis, LB	1978-81	469
4. Chad Carson, LB	1998-01	448
5. John Leake, LB	2000-03	443
6. Ed McDaniel, LB	1988-91	389
7. Nick Watkins, LB	2004-07	386
8. Randy Scott, LB	1975-78	382
9. Keith Adams, LB	1998-00	379
10. Robert Carswell, FS	1997-00	374

TACKLES FOR LOSS		
Rk Player, Pos.	Years	TFL
1. Michael Dean Perry, DT	1984-87	61.0
2. William Perry, MG	1981-84	60.0
3. Keith Adams, LB	1998-00	54.0
4. Vic Beasley, DE	2011-14	52.5
5. Anthony Simmons, LB	1995-97	52.0
6. Rob Bodine, MG	1989-91	48.0
Leroy Hill, LB	2001-04	48.0
8. Shaq Lawson, DE	2013-15	46.5
9. Brentson Buckner, DT	1990-93	46.0
10. Adrian Dingle, DE	1995-98	45.0
Da'Quan Bowers, DE	2008-10	45.0

SACKS		
Rk Player, Pos.	Years	Sacks
1. Vic Beasley, DE	2011-14	33.0
2. Michael Dean Perry, DT	1984-87	28.0
Gaines Adams, DE	2003-06	28.0
4. William Perry, MG	1981-84	27.0
5. Adrian Dingle, DE	1995-98	23.0
Keith Adams, LB	1998-00	23.0
7. Brentson Buckner, DT	1990-93	22.0
Bryant McNeal, DE	1999-02	22.0
9. Chester McGlockton, DT	1989-91	20.5
10. Shaq Lawson, DE	2013-15	20.0

PASS BREAKUPS		
Rk Player, Pos.	Years	PBU
1. Donnell Woolford, CB	1985-88	44
2. Robert O'Neal, FS	1989-92	37
3. Antwan Edwards, CB	1995-98	35
Tye Hill, CB	2002-05	35
5. Delton Hall, CB	1983-86	33
6. Dexter Davis, CB	1988-90	32
Chris Chancellor, CB	2006-09	32

8. Justin Miller, CB	2002-04	31
9. Terry Kinard, FS	1979-82	30
10. Dexter McCleon, CB	1993-96	28

PASSES DEFENDED				
Rk Player, Pos.	Years	Int.	PBU	PD
1. Donnell Woolford, CB	1985-88	10	44	54
2. Robert O'Neal, FS	1989-92	12	37	49
3. Terry Kinard, FS	1979-82	17	30	47
4. Justin Miller, CB	2002-04	13	31	44
5. Antwan Edwards, DB	1995-98	8	35	43
6. Dexter Davis, CB	1988-90	10	32	42
7. Chris Chancellor, CB	2006-09	9	32	41
8. Tye Hill, CB	2002-05	5	35	40
9. Delton Hall, CB	1983-86	6	33	39
10. Alex Ardley, CB	1998-00	12	26	38

CAUSED FUMBLES		
Rk Player, Pos.	Years	CF
1. Jeff Davis, LB	1978-81	10
Ed McDaniel, ILB	1988-91	10
3. Danny Triplett, LB	1979-82	8
William Perry, MG	1981-84	8
Chester McGlockton, DT	1989-91	8
Malliciah Goodman, DE	2009-12	8
7. Levon Kirkland, OLB	1988-91	7
Keith Adams, LB	1998-00	7
Vic Beasley, DE	2011-14	7

RECOVERED FUMBLES		
Rk Player, Pos.	Years	RF
1. Jeff Davis, LB	1978-81	8
2. William Perry, MG	1981-84	7
Levon Kirkland, OLB	1988-91	7
4. Willie Smith, DE	1954-57	6
Ronnie Ducworth, DE	1966-68	6
Gene Beasley, SS	1985-88	6
Doug Brewster, LB	1987-90	6

TAKEAWAYS				
Rk Player, Pos.	Years	Int.	RF	Tot.
1. Terry Kinard, FS	1979-82	17	2	19
2. Michael Hamlin, S	2005-08	14	4	18
3. Rashard Hall, S	2009-12	14	3	17
4. DeAndre McDaniel, S	2007-10	15	1	16
5. Fred Knoebel, DB	1950-52	15	NA	15
Brian Dawkins, SS	1992-95	11	4	15
7. Eddie Geathers, CB	1977-80	12	2	14
Robert O'Neal, FS	1989-92	12	2	14
Justin Miller, CB	2002-04	13	1	14
10. Dexter Davis, CB	1988-90	10	3	13
Crezdon Butler, CB	2006-09	11	2	13

TAKEAWAY RETURN YARDS				
Rk Player	Years	IR	FR	Total
1. Antwan Edwards	1995-98	8-195	2-104	10-299
2. Rex Varn	1976-79	10-275	10-275	
3. Michael Hamlin	2005-08	14-243		14-243
Crezdon Butler	2006-09	11-243		11-243
5. Jonathan Meeks	2009-12	7-192	1-3	8-195
6. DeAndre McDaniel	2007-10	15-162	1-28	16-190
7. Rashard Hall	2009-12	14-186	1-(-6)	15-180
8. Don Kelley	1969-71	6-178		6-178
9. Van Smith	2015-17	4-165		4-165
10. Alex Ardley	1998-00	12-151		12-151

# SENIOR CLASS RECORDS

OVERALL WINS			
Rk Class	Win %	W-L	
1. 2017	.893	50-6	
2. 2016	.875	49-7	
3. 2015	.852	46-8	
4. 2014	.792	42-11	
5. 1990	.833	40-8	
6. 1991	.823	39-8-1	
7. 1989	.813	38-8-2	
2013	.717	38-15	
9. 1981	.787	37-10	
1984	.844	37-6-2	

OVERALL WIN PERCENTAGE			
Rk Class	W-L	Win %	
1. 2017	50-6	.893	
2. 2016	49-7	.875	
3. 2015	46-8	.852	
4. 1903	19-3-1	.848	
5. 1984	37-6-2	.844	
6. 1990	40-8	.833	
7. 1991	39-8-1	.823	
8. 1983	36-7-2	.822	
9. 1902	19-4-1	.813	
1989	38-8-2	.813	
Note: Minimum 20 games.			

CONFERENCE WINS			
Rk Class	Win %	W-L	
1. 2015	.875	28-4	
2016	.875	28-4	
2017	.875	28-4	
4. 2014	.813	26-6	
5. 2013	.750	24-8	
6. 2012	.719	23-9	
7. 1989	.804	22-5-1	
1990	.786	22-6	
1991	.804	22-5-1	
10. 1988	.768	21-6-1	
1996	.656	21-11	

CONFERENCE WIN PERCENTAGE			
Rk Class	W-L	Win %	
1. 1940	13-0-2	.933	
2. 1941	16-1-1	.917	
3. 2015	28-4	.875	
2016	28-4	.875	
2017	28-4	.875	
6. 1939	12-2-2	.813	
2014	26-6	.813	
8. 1989	22-5-1	.804	
1991	22-5-1	.804	
10. 1951	13-3-1	.794	
Note: Minimum 15 games.			

HOME WINS			
Rk Class	Win %	W-L	
1. 2017	.964	27-1	
2. 2014	.929	26-2	
2015	.929	26-2	
2016	.929	26-2	
5. 2012	.857	24-4	
2013	.857	24-4	
7. 1990	.885	23-3	
2011	.821	23-5	
9. 1984	.880	22-1-2	
1991	.900	22-2-1	
1993	.865	22-3-1	

HOME WIN PERCENTAGE			
Rk Class	W-L	Win %	
1. 1930	13-0-1	.964	
2017	27-1	.964	
3. 2014	26-2	.929	
2015	26-2	.929	
2016	26-2	.929	
2012	26-2	.929	
6. 1984	22-1-2	.920	
7. 1991	22-2-1	.900	
8. 1960	16-2	.889	
9. 1990	23-3	.885	
10. 1958	15-2	.882	
1959	15-2	.882	
Note: Minimum 14 games.			





# TEAM BOWL RECORDS

## CLEMSON

### POINTS

<b>Most:</b>	49	vs. Louisiana Tech	2001 Humanitarian
<b>Fewest:</b>	0	vs. Miami (FL)	1952 Gator
	0	vs. Louisiana State	1959 Sugar
	0	vs. Syracuse	1996 Gator

### FIRST DOWNS

<b>Most:</b>	32	vs. Louisiana State	2012 Chick-fil-A
<b>Fewest:</b>	4	vs. Auburn	1998 Peach

### TOTAL OFFENSE

<b>Most:</b>	576	vs. Ohio State	2014 Orange
<b>Fewest:</b>	146	vs. Auburn	1998 Peach

### PLAYS

<b>Most:</b>	100	vs. Louisiana State	2012 Chick-fil-A
<b>Fewest:</b>	47	vs. Kentucky	2009 Music City

### YARDS PER PLAY

<b>Most:</b>	7.6	vs. Ohio State	2014 Orange
<b>Fewest:</b>	2.7	vs. Syracuse	1996 Gator

### CARRIES

<b>Most:</b>	64	vs. Louisiana State	1959 Sugar
<b>Fewest:</b>	25	vs. Kentucky	2006 Music City

### RUSHING YARDS

<b>Most:</b>	312	vs. Oklahoma	2015 Orange
<b>Fewest:</b>	4	vs. Nebraska	2009 Gator

### YARDS PER CARRY

<b>Most:</b>	7.1	vs. West Virginia	2012 Orange
<b>Fewest:</b>	0.2	vs. Nebraska	2009 Gator

### PASSING ATTEMPTS

<b>Most:</b>	56	vs. Mississippi State	1999 Peach
	56	vs. Texas Tech	2002 Tangerine
<b>Fewest:</b>	4	vs. Boston College	1940 Cotton
	4	vs. Louisiana State	1959 Sugar

### COMPLETIONS

<b>Most:</b>	36	vs. Louisiana State	2012 Chick-fil-A
<b>Fewest:</b>	2	vs. Boston College	1940 Cotton
	2	vs. Louisiana State	1959 Sugar

### PASSING YARDS

<b>Most:</b>	405	vs. Alabama	2015 National Championship
<b>Fewest:</b>	23	vs. Louisiana State	1959 Sugar

### PASSES HAD INTERCEPTED

<b>Most:</b>	5	vs. Mississippi State	1999 Peach
<b>Fewest:</b>	0	vs. many	

### COMPLETION PERCENTAGE

<b>Highest:</b>	77.5	vs. Ohio State	2014 Orange
<b>Lowest:</b>	30.0	vs. Miami (FL)	1952 Gator
	30.0	vs. Louisiana State	1996 Peach

### PUNTS

<b>Most:</b>	11	vs. Boston College	1940 Cotton
<b>Fewest:</b>	1	vs. Missouri	1949 Gator

### PUNTING AVERAGE

<b>Highest:</b>	49.3	vs. Syracuse	1996 Gator
<b>Lowest:</b>	29.7	vs. Louisiana State	1959 Sugar

### FUMBLES

<b>Most:</b>	5	vs. Boston College	1940 Cotton
	5	vs. Ohio State	1978 Gator
	5	vs. Minnesota	1985 Independence
<b>Fewest:</b>	0	vs. Colorado	1957 Orange
	0	vs. Virginia Tech	2001 Gator
	0	vs. South Florida	2010 Meineke Car Care

### FUMBLES LOST

<b>Most:</b>	3	vs. Minnesota	1985 Independence
	3	vs. Kentucky	2006 Music City
<b>Fewest:</b>	0	vs. many	

### PENALTIES

<b>Most:</b>	15	vs. Ohio State	2014 Orange
<b>Fewest:</b>	0	vs. Miami (FL)	1952 Gator

### PENALTY YARDS

<b>Most:</b>	144	vs. Ohio State	2014 Orange
<b>Fewest:</b>	0	vs. Miami (FL)	1952 Gator

### TURNOVERS

<b>Most:</b>	6	vs. Mississippi State	1999 Peach
<b>Fewest:</b>	0	vs. many	

### PUNT RETURNS

<b>Most:</b>	6	vs. many	
<b>Fewest:</b>	0	vs. many	

### PUNT RETURN YARDS

<b>Most:</b>	81	vs. Nebraska	2009 Gator
<b>Fewest:</b>	-8	vs. Ohio State	1978 Gator

### KICKOFF RETURNS

<b>Most:</b>	10	vs. West Virginia	2012 Orange
<b>Fewest:</b>	0	vs. Boston College	1940 Cotton
	0	vs. Louisiana State	1996 Peach
	0	vs. Tennessee	2004 Peach

### KICKOFF RETURN YARDS

<b>Most:</b>	190	vs. West Virginia	2012 Orange
<b>Fewest:</b>	0	vs. Boston College	1940 Cotton
	0	vs. Louisiana State	1996 Peach
	0	vs. Tennessee	2004 Peach

### INTERCEPTIONS

<b>Most:</b>	4	vs. Miami (FL)	1951 Orange
	4	vs. TCU	1959 Bluebonnet
<b>Fewest:</b>	0	vs. many	

### INTERCEPTION RETURN YARDS

<b>Most:</b>	63	vs. Nebraska	2009 Gator
<b>Fewest:</b>	0	vs. many	

### SACKS

<b>Most:</b>	6	vs. Louisiana State	2012 Chick-fil-A
<b>Fewest:</b>	0	vs. many	

## OPPONENT

### POINTS

<b>Most:</b>	70	by West Virginia	2012 Orange
<b>Fewest:</b>	0	by Illinois	1991 Hall of Fame Bowl

### FIRST DOWNS

<b>Most:</b>	31	by West Virginia	2012 Orange
<b>Fewest:</b>	5	by Miami (FL)	1952 Gator

### TOTAL OFFENSE

<b>Most:</b>	589	by West Virginia	2012 Orange
<b>Fewest:</b>	124	by Colorado	2005 Champs Sports

### PLAYS

<b>Most:</b>	90	by Auburn	2007 Chick-fil-A
<b>Fewest:</b>	46	by Miami (FL)	1951 Orange

### YARDS PER PLAY

<b>Most:</b>	7.0	by Texas Tech	2002 Tangerine
<b>Fewest:</b>	2.3	by Colorado	2005 Champs Sports

### CARRIES

<b>Most:</b>	55	by Minnesota	1985 Independence
<b>Fewest:</b>	25	by Louisiana State	2012 Chick-fil-A

### RUSHING YARDS

<b>Most:</b>	279	by Colorado	1957 Orange
<b>Fewest:</b>	17	by Colorado	2005 Champs Sports

### YARDS PER CARRY

<b>Most:</b>	5.5	by Oklahoma	2014 Russell Athletic
<b>Fewest:</b>	0.6	by Colorado	2005 Champs Sports

### PASSING ATTEMPTS

<b>Most:</b>	59	by Louisiana Tech	2001 Humanitarian
<b>Fewest:</b>	2	by Miami (FL)	1952 Gator

### COMPLETIONS

<b>Most:</b>	39	by Texas Tech	2002 Tangerine
<b>Fewest:</b>	2	by Miami (FL)	1952 Gator
	2	by Colorado	1957 Orange

### PASSING YARDS

<b>Most:</b>	464	by Texas Tech	2002 Tangerine
<b>Fewest:</b>	27	by Colorado	1957 Orange

### PASSES HAD INTERCEPTED

<b>Most:</b>	4	by Miami (FL)	1951 Orange
	4	by TCU	1959 Bluebonnet
<b>Fewest:</b>	0	by many	

### COMPLETION PERCENTAGE

<b>Highest:</b>	80.0	by Ohio State	1978 Gator
<b>Lowest:</b>	17.9	by Boston College	1940 Cotton

### PUNTS

<b>Most:</b>	10	by Boston College	1940 Cotton
<b>Fewest:</b>	2	by Virginia Tech	2001 Gator

### PUNTING AVERAGE

<b>Highest:</b>	51.0	by Penn State	1988 Citrus
<b>Lowest:</b>	25.0	by Kentucky	2006 Music City

### FUMBLES

<b>Most:</b>	8	by Colorado	1957 Orange
<b>Fewest:</b>	0	by many	

### FUMBLES LOST

<b>Most:</b>	3	by Colorado	1957 Orange
	3	by West Virginia	1989 Gator
<b>Fewest:</b>	0	by many	

### PENALTIES

<b>Most:</b>	21	by Mississippi State	1999 Peach
<b>Fewest:</b>	2	by Virginia Tech	2001 Gator

### PENALTY YARDS

<b>Most:</b>	188	by Mississippi State	1999 Peach
<b>Fewest:</b>	15	by Kentucky	2009 Music City

### TURNOVERS

<b>Most:</b>	5	by Oklahoma	2014 Russell Athletic
<b>Fewest:</b>	0	by many	

### PUNT RETURNS

<b>Most:</b>	6	by Texas Tech	2002 Tangerine
	6	by Nebraska	2009 Gator
<b>Fewest:</b>	0	by Missouri	1949 Gator
	0	by Minnesota	1985 Independence
	0	by Oklahoma	2014 Russell Athletic

### PUNT RETURN YARDS

<b>Most:</b>	124	by California	1992 Citrus
<b>Fewest:</b>	-5	by Ohio State	2014 Orange

### KICKOFF RETURNS

<b>Most:</b>	7	by Louisiana Tech	2001 Humanitarian
<b>Fewest:</b>	1	by many	

### KICKOFF RETURN YARDS

<b>Most:</b>	196	by Alabama	2015 National Championship
<b>Fewest:</b>	10	by Pittsburgh	1977 Gator
	10	by Texas Tech	2002 Tangerine

### INTERCEPTIONS

<b>Most:</b>	5	by Mississippi State	1999 Peach
<b>Fewest:</b>	0	by many	



# INDIVIDUAL BOWL RECORDS



## CLEMSON

### CARRIES

31 by Fred Cone vs. Miami (FL) 1951 Orange

### RUSHING YARDS

151 by Raymond Priestler vs. Louisiana State 1996 Peach

### RUSHING TOUCHDOWNS

3 by Tracy Johnson vs. Penn State 1988 Citrus

### ALL-PURPOSE YARDS

268 by Sammy Watkins vs. Ohio State 2014 Orange  
(3 rushing, 227 receiving, 38 KOR)

### LONGEST RUSH

83 by C.J. Spiller vs. Auburn 2007 Chick-fil-A

### LONGEST SCORING RUSH

83 by C.J. Spiller vs. Auburn 2007 Chick-fil-A

### PASSING ATTEMPTS

56 by Deshaun Watson vs. Alabama 2016 National Championship

### COMPLETIONS

36 by Tajh Boyd vs. Louisiana State 2012 Chick-fil-A  
36 by Deshaun Watson vs. Alabama 2016 National Championship

### PASSING YARDS

420 by Deshaun Watson vs. Alabama 2016 National Championship

### LONGEST PASS

68 by Harvey White to Gary Barnes vs. TCU 1959 Bluebonnet

### LONGEST SCORING PASS

68 by Harvey White to Gary Barnes vs. TCU 1959 Bluebonnet

### PASSING TOUCHDOWNS

5 by Tajh Boyd vs. Ohio State 2014 Orange

### PASSES HAD INTERCEPTED

4 by many

### RECEPTIONS

16 by Sammy Watkins vs. Ohio State 2014 Orange

### RECEIVING YARDS

227 by Sammy Watkins vs. Ohio State 2014 Orange

### YARDS PER RECEPTION

24.5 by Brian Wofford vs. Mississippi State 1999 Peach  
Note: Minimum five receptions.

### RECEIVING TOUCHDOWNS

2 by many

### FIELD GOALS

3 by many

### LONGEST FIELD GOAL

49 by Obed Ariri vs. Pittsburgh 1977 Gator  
49 by Ammon Lakip vs. Oklahoma 2014 Russell Athletic

### MOST BOWLS WITH A FIELD GOAL

3 by Obed Ariri  
1 vs. Pittsburgh 1977 Gator  
1 vs. Ohio State 1978 Gator  
1 vs. Baylor 1979 Peach  
3 by Chris Gardocki  
2 vs. Oklahoma 1989 Citrus  
2 vs. West Virginia 1989 Gator  
3 vs. Illinois 1991 Hall of Fame  
3 by Chandler Catanzaro  
2 vs. South Florida 2010 Meineke Car Care  
2 vs. West Virginia 2012 Orange  
2 vs. Louisiana State 2012 Chick-fil-A  
3 by Greg Huegel  
1 vs. Ohio State 2016 Fiesta  
2 vs. Alabama 2016 National Championship  
3 vs. Oklahoma 2015 Orange

### PUNTS

10 by Kevin Laird vs. Louisiana State 1996 Peach

### PUNTING AVERAGE

49.3 by Chris McNally vs. Syracuse 1996 Gator

### LONGEST PUNT

67 by Banks McFadden vs. Boston College 1940 Cotton

### PUNT RETURNS

6 by Billy Hair vs. Miami (FL) 1952 Gator

### PUNT RETURN YARDS

73 by Billy Hair vs. Miami (FL) 1952 Gator

### LONGEST PUNT RETURN

58 by Derrick Hamilton vs. Tennessee 2004 Peach

### KICKOFF RETURNS

7 by Sammy Watkins vs. West Virginia 2012 Orange

### KICKOFF RETURN YARDS

143 by Sammy Watkins vs. West Virginia 2012 Orange

### LONGEST KICKOFF RETURN

72 by Billy Hair vs. Miami (FL) 1952 Gator

### INTERCEPTIONS

2 by Don Wade vs. Miami (FL) 1951 Orange

### INTERCEPTION RETURN YARDS

86 by Van Smith vs. Ohio State 2016 Fiesta

### LONGEST INTERCEPTION RETURN

86 by Van Smith vs. Ohio State 2016 Fiesta

### TACKLES

22 by Bubba Brown vs. Ohio State 1978 Gator

## OPPONENT

### CARRIES

36 by Derrick Henry of Alabama 2015 National Championship

### RUSHING YARDS

158 by Derrick Henry of Alabama 2015 National Championship

### RUSHING TOUCHDOWNS

3 by Lee Suggs of Virginia Tech 2001 Gator  
3 by Derrick Henry of Alabama 2015 National Championship

### LONGEST RUSH

58 by Quentin Castille of Nebraska 2009 Gator

### LONGEST SCORING RUSH

57 by Jeremy Hill of Louisiana State 2012 Chick-fil-A

### PASSING ATTEMPTS

55 by Casey Clausen of Tennessee 2004 Peach

### COMPLETIONS

32 by Kliff Kingsbury of Texas Tech 2002 Tangerine  
32 by Geno Smith of West Virginia 2012 Orange

### PASSING YARDS

407 by Geno Smith of West Virginia 2012 Orange

### LONGEST PASS

78 by Bob Schneidenbach to Ed Lutes of Miami (FL) 1951 Orange

### LONGEST SCORING PASS

70 by Andre' Woodson to DeMoreo Ford of Kentucky 2006 Music City

### PASSING TOUCHDOWNS

6 by Geno Smith of West Virginia 2012 Orange

### RECEPTIONS

12 by Tavon Austin of West Virginia 2012 Orange

### RECEIVING YARDS

208 by OJ Howard of Alabama 2015 National Championship

### YARDS PER RECEPTION

41.6 by OJ Howard of Alabama 2015 National Championship  
Note: Minimum five receptions.

### RECEIVING TOUCHDOWNS

4 by Tavon Austin of West Virginia 2012 Orange

### INTERCEPTIONS

4 by Jim Dooley of Miami (FL) 1952 Gator

## BOWL RECORDS BY QUARTERS

### CUMULATIVE SCORING BY QUARTERS

	1st	2nd	3rd	4th	OT	Total
Clemson	270	244	200	244	3	871
Opponents	193	264	196	224	6	879

### FIRST QUARTER POINTS

Clemson:	17	vs. West Virginia	2012 Orange
	17	vs. Oklahoma	2014 Russell Athletic
Opponent:	20	by Syracuse	1996 Gator

### SECOND QUARTER POINTS

Clemson:	20	vs. Stanford	1986 Gator
Opponent:	35	by West Virginia	2012 Orange

### THIRD QUARTER POINTS

Clemson:	28	vs. Louisiana Tech	2001 Humanitarian
Opponent:	20	by Nebraska	2009 Gator

### FOURTH QUARTER POINTS

Clemson:	21	vs. Alabama	2016 National Championship
Opponent:	24	by Alabama	2015 National Championship

### FIRST QUARTER POINTS (BOTH TEAMS)

31 Clemson (17), West Virginia (14) 2012 Orange

### SECOND QUARTER POINTS (BOTH TEAMS)

38 West Virginia (35), Clemson (3) 2012 Orange

### THIRD QUARTER POINTS (BOTH TEAMS)

28 Clemson (28), Louisiana Tech (0) 2001 Humanitarian

### FOURTH QUARTER POINTS (BOTH TEAMS)

40 Clemson (16), Alabama (24) 2015 National Championship

### FIRST HALF POINTS (BOTH TEAMS)

69 West Virginia (49), Clemson (20) 2012 Orange

### SECOND HALF POINTS (BOTH TEAMS)

57 Clemson (26), Alabama (31) 2015 National Championship

### FIELD GOALS

4 by Alex Henery of Nebraska 2009 Gator

### LONGEST FIELD GOAL

52 by Jaret Holmes of Auburn 1998 Peach

### PUNT RETURN YARDS

124 by Brian Treggs of California 1992 Citrus


### LONGEST KICKOFF RETURN

95 by Kenyan Drake of Alabama 2015 National Championship

### LONGEST PUNT RETURN

72 by Brian Treggs of California 1992 Citrus





# CLEMSON BOWL HISTORY (22-19)

Year	Bowl	Site	Opponent (Rank)	W-L	Score
1939	Cotton	Dallas, Texas	Boston College (11,NR)	W	6-3
1948	Gator	Jacksonville, Fla.	Missouri	W	24-23
1950	Orange	Miami, Fla.	Miami (Fla.) (15,16)	W	15-14
1951	Gator	Jacksonville, Fla.	Miami (Fla.)	L	0-14
1956	Orange	Miami, Fla.	Colorado (20,18)	L	21-27
1958	Sugar	New Orleans, La.	Louisiana State (1,1)	L	0-7
1959	Bluebonnet	Houston, Texas	TCU (7,8)	W	23-7
1977	Gator	Jacksonville, Fla.	Pittsburgh (10,9)	L	3-34
1978	Gator	Jacksonville, Fla.	Ohio State (20,NR)	W	17-15
1979	Peach	Atlanta, Ga.	Baylor (19,19)	L	18-24
1981	Orange	Miami, Fla.	Nebraska (4,4)	W	22-15
1985	Independence	Shreveport, La.	Minnesota	L	13-20
1986	Gator	Jacksonville, Fla.	Stanford (20,17)	W	27-21
1987	Citrus	Orlando, Fla.	Penn State (20,19)	W	35-10
1988	Citrus	Orlando, Fla.	Oklahoma (10,11)	W	13-6
1989	Gator	Jacksonville, Fla.	West Virginia (17,17)	W	27-7
1990	Hall of Fame	Tampa, Fla.	Illinois (16,17)	W	30-0
1991	Citrus	Orlando, Fla.	California (14,14)	L	13-37
1993	Peach	Atlanta, Ga.	Kentucky	W	14-13
1995	Gator	Jacksonville, Fla.	Syracuse	L	0-41
1996	Peach	Atlanta, Ga.	Louisiana State (17,16)	L	7-10
1997	Peach	Atlanta, Ga.	Auburn (13,13)	L	17-21

1999	Peach	Atlanta, Ga.	Mississippi State (15,16)	L	7-17
2000	Gator	Jacksonville, Fla.	Virginia Tech (6,5)	L	20-41
2001	Humanitarian	Boise, Idaho	Louisiana Tech	W	49-24
2002	Tangerine	Orlando, Fla.	Texas Tech	L	15-55
2003	Peach	Atlanta, Ga.	Tennessee (6,7)	W	27-14
2005	Champs Sports	Orlando, Fla.	Colorado	W	19-10
2006	Music City	Nashville, Tenn.	Kentucky	L	20-28
2007	Chick-fil-A	Atlanta, Ga.	Auburn (22,21)	L	20-23
2008	Gator	Jacksonville, Fla.	Nebraska	L	21-26
2009	Music City	Nashville, Tenn.	Kentucky	W	21-13
2010	Meineke Car Care	Charlotte, N.C.	South Florida	L	26-31
2011	Orange	Miami Gardens, Fla.	West Virginia (23,22)	L	33-70
2012	Chick-fil-A	Atlanta, Ga.	Louisiana State (9,7)	W	25-24
2013	Orange	Miami Gardens, Fla.	Ohio State (7,6)	W	40-35
2014	Russell Athletic	Orlando, Fla.	Oklahoma (NR,24)	W	40-6
2015	Orange	Miami Gardens, Fla.	Oklahoma (4,3)	W	37-17
2016	CFP National Championship	Glendale, Ariz.	Alabama (2,2)	L	40-45
	Fiesta	Glendale, Ariz.	Ohio State (2,2)	W	31-0
2017	CFP National Championship	Tampa, Fla.	Alabama (1,1)	W	35-31
	Sugar	New Orleans, La.	Alabama (4,4)		

Note: Years are regular season, not necessarily the calendar year the game was played; rankings by AP/USA.

## 1959 SUGAR BOWL

### LOUISIANA STATE 7

### CLEMSON 0

JAN. 1, 1959 • TULANE-SUGAR BOWL STADIUM • NEW ORLEANS, LA.

South Carolina, who had been shut out by Clemson the previous two years, scored 20 second half points to take a 26-6 win over Frank Howard's 1958 team. The only other blemish on the ACC Champions' 8-2 regular season record was a 13-0 loss at Georgia Tech. For their efforts, the Tigers were invited to play the nation's number-one team, Louisiana State, in the 25th Sugar Bowl.

Louisiana State drove deep into Clemson territory three times in the first half, but two fumbles and a thwarted fake field goal killed the drives. Clemson could do no better, though, as none of its first six drives went past midfield.

Clemson moved to the Louisiana State 27 yard line on its first drive of the second half, but a fumble gave the ball back to the other set of Tigers. On Clemson's next possession, Louisiana State got the break it had been looking for. On fourth down, the ball slipped out of snapper Paul Snyder's hands and hit up-man Doug Cline in the leg and Duane Leopard recovered for Louisiana State at the Clemson 11.

Louisiana State picked up two yards on its first three tries, but on fourth down halfback Billy Cannon hit tight end Mickey Mangham in the corner of the endzone for

the only score of the game. Cannon kicked the extra point and Louisiana State led 7-0.

Clemson had one last chance late in the fourth quarter. The Tigers started at their 17 and 17 plays later were on the Louisiana State 28, but Harvey White's fourth-down pass to George Usry was incomplete. Louisiana State took over on downs and ran out the clock.

In his usual relaxed way, Coach Frank Howard of Clemson said he was pleased with his team.

"Hell! I think we'd have beat them if that boy had held onto that little screen pass," Howard said. "I was going for those two points and beat them. I didn't think we would hold them to one touchdown, but I didn't think they would shut us out, either.

"Louisiana State has a good team, they rate the No. 1 spot in the nation. Cannon is quite a boy and deserves his All-American rating."

"It was a wonderful victory. They're just as fine when you win 'em, 7-0 as 30-0. I'm very happy that we won," said Louisiana State Coach Paul Dietzel.

"Clemson proved tougher than most people figured. But we knew we would have to play at our top peak to beat them. They were a good team."

#### GAME STATS

Clemson	0	0	0	0	0
Louisiana State	0	0	7	0	7

LSU Mangham 9 pass from Cannon (Cannon kick), 3rd, 2:31  
Attendance - 82,000

Team Statistics	CU	LSU
First Downs	12	9
Rushes-Yards	64-168	37-114
Passing Yards	23	68
Passes	2-4-0	4-11-0
Total Offense	68-191	48-182
Punts	6-32.8	6-41.7

Rushing (Car-Yds)	
CU	Hayes 17-55, Usry 10-29, Morgan 10-28
LSU	Cannon 13-51, Davis 2-17, Purvis 3-13, Broadnax 3-17

Passing (Cm-Att-Yards-I-TD)	
CU	Shingler 1-1-12-0-0, White 1-3-11-0-0
LSU	Rabb 2-7-33-0-0, Matherne 1-3-26-0-0, Cannon 1-1-9-0-1

Receiving (Rec-Yards-TD)	
CU	Cox 1-12, Anderson 1-11
LSU	Mangham 2-33-1, McClain 1-26, Cannon 1-9



# 2016 CFP NATIONAL CHAMPIONSHIP GAME

## ALABAMA

## 45

## CLEMSON

## 40

JAN. 11, 2016 • UNIVERSITY OF PHOENIX STADIUM • GLENDALE, ARIZ.

Clemson fought valiantly and held a fourth-quarter lead, but late special teams plays by Alabama proved to be the difference in the College Football Playoff National Championship as the Crimson Tide prevailed, 45-40. The Tigers finished the 2015 season with a 14-1 record.

Dashaun Watson was brilliant in defeat, accounting for a career-high 478 yards of total offense and four touchdowns through the air. Defensively, Kevin Dodd was a bright spot with a career-high five tackles for loss.

The Tigers lost for the first time in their history when producing at least 500 yards of total offense. Clemson finished with 550 yards to Alabama's 473, but the Crimson Tide scored on a kickoff return for touchdown in the fourth quarter that provided momentum.

Derrick Henry struck first, scoring on a 50-yard scamper in which he went untouched over the right side of the Tiger defense. But Clemson answered quickly when Watson found former walk-on Hunter Renfrow on a beautiful 31-yard touchdown pass into the right corner of the endzone to knot the score at 7-7. The two connected again a drive later when Watson hit him in the middle of the endzone to give the Tigers a 14-7 advantage after the first quarter.

Watson was intercepted on the Tigers' ensuing possession, which gave Alabama great field position. The Tide took advantage, with Henry plunging in from a yard out with 9:35 remaining in the second. Neither team scored again, with Alabama blocking a 44-yard field goal try by Greg Huegel in the final seconds.

The Crimson Tide posted the opening score after halftime. Following a Clemson three-and-out, Jake Coker lofted a 53-yard touchdown pass to O.J. Howard.

As he did all night, Watson had the answer. First, he drove the Tigers down for a field goal. Then, he weaved through traffic time and again to set up Clemson's go-ahead score, a one-yard rush by Wayne Gallman that made the lead 24-21 heading into the final quarter.

Alabama tied it on a field goal early in the period, and then executed a perfect surprise inside kick to recover at midfield. Two plays later, the Tide went up 31-24 on a second touchdown pass from Coker to Howard.

After the lead stretched to 38-27 on the kickoff return for a touchdown, Watson went back to work. He got Clemson in scoring position and hit Artavis Scott and Jordan Leggett on easy touchdowns that cut the deficit to 45-40, but it was too late for a Tiger comeback.

### GAME STATS

Clemson	14	0	10	16	40
Alabama	7	7	7	24	45

ALA Henry 50 Run (Griffith Kick) 1st, 7:55, 3-59  
CU Renfrow 31 Pass from Watson (Huegel Kick) 1st, 5:18, 6-54  
CU Renfrow 11 Pass from Watson (Huegel Kick) 1st, 0:00, 7-73  
ALA Henry 1 Run (Griffith Kick) 2nd, 9:35, 7-42  
ALA Howard 53 Pass from Coker (Griffith Kick), 12:53, 3-64  
CU Huegel 37 FG, 3rd 10:10, 9-55  
CU Gallman 1 Run (Huegel Kick) 3rd, 4:48, 9-60  
ALA Griffith 33 FG, 4th, 10:34, 8-64  
ALA Howard 51 Pass from Coker, 4th, 9:45, 2-50  
CU Huegel 31 FG, 4th, 7:47, 6-61  
ALA Drake 95 Kickoff Return, 4th 7:31  
CU Scott 15 Pass from Watson (Watson Rush Failed) 4th, 4:40, 8-75  
ALA Henry 1 Run (Griffith Kick) 1:07, 8-75  
CU Leggett 24 Pass from Watson (Huegel Kick) 4th, 0:12, 6-68  
Attendance - 75,765

Team Statistics	ALA	CU
Rushing	46-138	38-145
Passing-Yards	16-25-335	30-47-405

#### Rushing (Car-Yards-TD)

ALA Henry 36-158-3, Drake 1-1, Coker 8-(-20)-0  
CU Watson 20-73, Gallman 14-45-1, Scott 2-19

#### Passing (Cm-Att-Yards-I-TD)

ALA Coker 16-25-335-0-2  
CU Watson 30-47-405-1-4

#### Receiving (Rec-Yards-TD)

ALA Ridley 6-14, Howard 5-208-2, Stewart 2-63, Drake 2-21, Mullaney 1-29  
CU Renfrow 7-88-2, Peake 6-99, Leggett 5-78-1, Brooks 4-39, Scott 4-33-1, Gallman 3-61, McCloud 1-7

# 2017 CFP NATIONAL CHAMPIONSHIP GAME

## CLEMSON

## 35

## ALABAMA

## 31

JAN. 9, 2017 • RAYMOND JAMES STADIUM • TAMPA, FLA.

Playing in his final game as a Tiger, Dashaun Watson completed 36-56 passes for 420 yards and three scores, and added 43 yards rushing and a touchdown to lead Clemson to a 35-31 victory over Alabama in the College Football National Championship game to close the 2016 season.

Watson completed a two-yard scoring pass to Hunter Renfrow with one second left to give the Tigers the win and the school's first national title since 1981.

Watson was named the MVP on offense thanks to his 463 yards of total offense and four total touchdowns. The previous year against Alabama in the title game he had 405 yards passing and 73 yards rushing for 478 yards of total offense and four scoring passes. Alabama entered the game first in the nation in scoring defense and total defense.

Clemson did not have a 100-yard receiver, but had four players between 92 and 95 yards receiving in a game for the first time in history. Renfrow ended the contest with 10 catches for 92 yards.

Alabama jumped out to a 14-0 lead behind the running of Bo Scarborough. He scored on runs of 25 and 37 yards, one in each quarter. Clemson then came back

to within a score on an eight-yard run by Watson to make the count 14-7 at the half.

Alabama outscored Clemson 10-7 in the third quarter to take a 24-14 lead entering the fourth quarter. The Crimson Tide had won 97 consecutive games when having a double digit lead in the fourth period.

But the Tigers scored a pair of touchdowns in the fourth to take a 31-28 lead with 4:38 left.

Alabama came back on its next possession to go 68 yards for a score. Jalen Hurts scored on a 30-yard run with 2:07 left.

Clemson came back with a 68-yard drive of its own. The drive included a 24-yard pass to Williams, a six-yard completion to Renfrow on third-and-three and a 17-yard pass to Leggett that brought the ball to the Alabama nine with 14 seconds left.

A pass interference penalty on a pass to Williams in the endzone brought the ball to the two. On the next play Watson hit Renfrow with the game winner.

The victory gave Clemson a 14-1 record to finish the season, the same as Alabama. Both teams tied the national record for wins in a season.

### GAME STATS

Clemson	0	7	7	21	35
Alabama	7	7	10	7	31

ALA Scarbrough 25 Run (Griffith Kick) 1st, 9:23, 3-59  
ALA Scarbrough 37 Run (Griffith Kick) 2nd, 10:42, 5-74  
CU Watson 8 Run (Huegel Kick) 2nd, 6:09, 7-87  
ALA Griffith 27 FG, 3rd, 12:25, 4-7  
CU Renfrow 24 pass from Watson (Huegel Kick) 3rd, 7:10, 4-42  
ALA Howard 68 pass from Hurts (Griffith Kick) 3rd, 1:53, 1-53, 4-79  
CU M. Williams 4 pass from Watson (Huegel Kick) 4th 14:00, 9-72  
CU Gallman 1 Run (Huegel Kick) 4th, 4:38, 6-88  
ALA Hurts 30 Run (Griffith Kick) 4th, 2:07, 6-68  
CU Renfrow 2 pass from Watson (Huegel Kick) 4th, 0:01, 9-68  
Attendance - 74,512 Weather - Clear, 56°

Team Statistics	CU	ALA
Rushes-Yards	42-91	34-221
Passing	36-57-420	14-32-155

#### Rushing (Car-Yards-TD)

CU Gallman 18-46-1, Watson 21-43-1, Fuller 1-3, A. Scott 1-0, Team 1-(-1)  
ALA Scarbrough 16-93-2, Hurts 10-63-1, Stewart 1-25, Harris 5-24, Jacobs 2-16

#### Passing (Cm-Att-Yards-I-TD)

CU Watson 36-56-420-0-3, Team 0-1-0-0-0  
ALA Hurts 13-31-131-0-1, Stewart 1-1-24-0-0

#### Receiving (Rec-Yards-TD)

CU Renfrow 10-92-2, M. Williams 8-94-1, Leggett 7-95, Cain 5-94, Gallman 3-39, A. Scott 3-6  
ALA Ridley 5-36, Howard 4-106-1, Stewart 2-12, Scarbrough 2-7, Harris 1-(-6)

# LAST TIME IT HAPPENED (INDIVIDUAL)

## 400 TOTAL OFFENSE YARDS

**Clemson** - **Deshaun Watson** had 43 rushing yards and 420 passing yards (463 total yards) vs. Alabama at Tampa, Fla., on Jan. 9, 2017 (Clemson 35-31).

**Opponent** - Lamar Jackson of Louisville had 162 rushing yards and 295 passing yards (457 total yards) at Clemson, S.C. on Oct. 1, 2016 (Clemson 37-34).

## 500 TOTAL OFFENSE YARDS

**Clemson** - **Deshaun Watson** had 8 rushing yards and 580 passing yards (588 total yards) vs. Pittsburgh at Clemson on Nov. 12, 2016 (Pittsburgh 43-42).

**Opponent** - Chris Weinke of Florida State had -12 rushing yards and 521 passing yards (509 total yards) at Tallahassee, Fla. on Nov. 4, 2000 (Florida State 54-7).

## 30 CARRIES

**Clemson** - **Wayne Gallman** had 30 carries vs. Auburn at Auburn, Ala., on Sept. 3, 2016 (Clemson 19-13).

**Opponent** - Lamar Jackson of Louisville had 31 carries at Clemson, S.C. on Oct. 1, 2016 (Clemson 42-36).

## 100 RUSHING YARDS BY QUARTERBACK

**Clemson** - **Kelly Bryant** had 105 rushing yards vs. N.C. State at Raleigh, N.C. on Nov. 4, 2017 (Clemson 38-31).

**Opponent** - Lamar Jackson had 162 rushing yards at Clemson, S.C. on Oct. 1, 2016 (Clemson 42-36).

## 100 RUSHING YARDS BY TWO PLAYERS

**Clemson** - **Travis Etienne** had 113 rushing yards and **Kelly Bryant** had 106 rushing yards vs. Boston College at Clemson, S.C. on Sept. 23, 2017 (Clemson 34-7).

**Opponent** - Orwin Smith of Georgia Tech had 117 rushing yards and Tevin Washington had 104 rushing yards at Clemson, S.C. on Oct. 6, 2012 (Clemson 47-31).

## 100 RUSHING YARDS BY THREE PLAYERS

**Clemson** - James Davis (143), C.J. Spiller (127) and Demerick Chancellor (113) vs. Louisiana Tech at Clemson, S.C. on Sept. 30, 2006 (Clemson 51-0).

**Opponent** - Never accomplished.

## 100 RUSHING YARDS & 100 PASSING YARDS

**Clemson** - **Kelly Bryant** had 105 rushing yards and 191 passing yards vs. N.C. State at Raleigh, N.C., on November 4, 2017 (Clemson 38-31).

**Opponent** - Lamar Jackson of Louisville had 162 rushing yards and 295 passing yards at Clemson, S.C. on Oct. 1, 2016 (Clemson 42-36).

## 200 RUSHING YARDS

**Clemson** - Andre Ellington had 228 rushing yards vs. Auburn at Atlanta, Ga. on Sept. 1, 2012 (Clemson 26-19).

**Opponent** - Brandon Ore of Virginia Tech had 203 rushing yards at Blacksburg, Va. on Oct. 26, 2006 (Virginia Tech 24-7).

## 25 COMPLETIONS

**Clemson** - **Deshaun Watson** had 36 completions vs. Alabama at Tampa, Fla., on January 9, 2017 (Clemson 35-31).

**Opponent** - Ryan Finley of N.C. State had 31 completions at Raleigh, N.C. on November 4, 2017 (Clemson 38-31).

## 400 PASSING YARDS

**Clemson** - **Deshaun Watson** had 420 passing yards vs. Alabama at Tampa, Fla. on Jan. 9, 2017 (Clemson 35-31).

**Opponent** - Jameis Winston of Florida State had 444 passing yards at Clemson, S.C. on Oct. 19, 2013 (Florida State 51-14).

## 10 RECEPTIONS

**Clemson** - **Hunter Renfrow** had 10 receptions vs. Alabama at Tampa, Fla. on Jan. 9, 2017 (Clemson 35-31).

**Opponent** - Mitchell Ludwig of Virginia Tech had 12 receptions at Orland, FL on Dec. 3, 2016 (Clemson 42-35).

## 100 RECEIVING YARDS

**Clemson** - **Ray-Ray McCloud** had 100 receiving yards vs. Miami at Charlotte, N.C. on December 2, 2017 (Clemson 38-3).

**Opponent** - J. Meyers (105) and K Harmon (155) both of N.C. State had over 100 receiving yards at Raleigh, N.C. on Nov. 4, 2017 (Clemson 38-31).

## 100 RECEIVING YARDS BY TWO PLAYERS

**Clemson** - **Tee Higgins** had 178 receiving yards and **Deon Cain** had 140 receiving yards vs. The Citadel at Clemson, S.C. on Nov. 18, 2017 (Clemson 61-3).

**Opponent** - J. Meyers (105) and K Harmon (155) both of N.C. State had over 100 receiving yards at Raleigh, N.C. on Nov. 4, 2017 (Clemson 38-31).

## 200 RECEIVING YARDS

**Clemson** - **Mike Williams** had 202 receiving yards vs. Pittsburgh at Clemson, S.C. on Nov. 12, 2016 (Pittsburgh 43-42).

**Opponent** - O.J. Howard of Alabama had 208 receiving yards at Glendale, Ariz. on Jan. 11, 2016 (Alabama 45-40).

## 100 INTERCEPTION RETURN YARDS

**Clemson** - Willie Underwood had 101 yards on two interception returns vs. South Carolina at Clemson, S.C. on Nov. 22, 1980 (Clemson 27-6).

**Opponent** - Dennis Tabron of Duke had 128 yards on three interception returns at Clemson, S.C. on Oct. 18, 1980 (Duke 34-17).

## 100 PUNT RETURN YARDS

**Clemson** - Adam Humphries had 107 yards on eight punt returns vs. Louisville at Clemson, S.C. on Oct. 11, 2014 (Clemson 23-17).

**Opponent** - Eddie Royal of Virginia Tech had 117 yards on three punt returns at Clemson, S.C. on Oct. 6, 2007 (Virginia Tech 41-23).

## 200 KICKOFF RETURN YARDS

**Clemson** - Sammy Watkins had 207 yards on five kickoff returns vs. Maryland at College Park, Md. on Oct. 15, 2011 (Clemson 56-45).

**Opponent** - Tobais Palmer of NC State had 277 yards on eight kickoff returns at Clemson, S.C. on Nov. 17, 2012 (Clemson 62-48).

## INTERCEPTION RETURN FOR TOUCHDOWN

**Clemson** - **Ryan Carter** intercepted a Jake Bentley pass and returned it 12 yards for a touchdown vs. South Carolina, at Columbia, S.C. on Nov. 25, 2017 (Clemson 34-10).

**Opponent** - Mike Stevens of NC State intercepted a **Deshaun Watson** pass and returned it 28 yards for a touchdown at Clemson, S.C. on October 15, 2016 (Clemson 24-17).

## PUNT RETURN FOR TOUCHDOWN

**Clemson** - Ray Ray McCloud returned a punt 77 yards for a touchdown vs. N.C. State at Raleigh, N.C. on Nov. 4, 2017 (Clemson 38-31).

**Opponent** - Mike Campanaro of Wake Forest returned a punt 50 yards for a touchdown at Clemson, S.C. on Nov. 12, 2011 (Clemson 31-28).

## BLOCKED PUNT RETURN FOR TOUCHDOWN

**Clemson** - La'Donte Harris returned a blocked punt 10 yards for a touchdown vs. South Carolina at Columbia, S.C. on Nov. 24, 2007 (Clemson 23-21).

**Opponent** - Roderick Rollins of Boston College returned a blocked punt 14 yards for a touchdown at Chestnut Hill, Mass. on Nov. 1, 2008 (Clemson 27-21).

## KICKOFF RETURN FOR TOUCHDOWN

**Clemson** - Sammy Watkins returned a kickoff 89 yards for a touchdown vs. Maryland at College Park, Md. on Oct. 15, 2011 (Clemson 56-45).

**Opponent** - Kenyan Drake of Alabama returned a kickoff 95 yards for a touchdown at Glendale, Ariz. on Jan. 11, 2016 (Alabama 45-40).

## FUMBLE RETURN FOR TOUCHDOWN

**Clemson** - Tanner Muse returned a fumble 63 yards for a touchdown vs. Syracuse at Syracuse, N.Y. on October 13, 2017 (Syracuse 27, Clemson 24).

**Opponent** - Dominique Mitchell of SC State returned a fumble 35 yards for a touchdown at Clemson, S.C. on Sept. 6, 2014 (Clemson 73-7).

## RECOVERED FUMBLE FOR TOUCHDOWN

**Clemson** - **Denzel Johnson** recovered a fumbled kickoff in the endzone for a touchdown vs. SC State at Clemson, S.C. on Sept. 17, 2016 (Clemson 59-0).

**Opponent** - Adam Gotsis of Georgia Tech recovered a fumble in the endzone for a touchdown at Clemson, S.C. on Oct. 10, 2015 (Clemson 43-24).

## TOUCHDOWN BY OFFENSIVE LINEMAN

**Clemson** - Brandon Thomas recovered a fumble in the endzone vs. Georgia Tech at Atlanta, Ga. on Oct. 29, 2011 (Georgia Tech 31-17).

**Opponent** - Peter Anderson of Georgia fell on the ball in the endzone after a Lars Tate fumble at Clemson, S.C. on Sept. 21, 1985 (Georgia 20-13).

## TOUCHDOWN BY DEFENSIVE LINEMAN

**Clemson** - **Carlos Watkins** intercepted a Taylor Lamb pass and returned it 15 yards for a touchdown vs. Appalachian State at Clemson, S.C. on Sept. 12, 2015 (Clemson 41-10).

**Opponent** - Adam Gotsis of Georgia Tech recovered a fumble in the endzone for a touchdown at Clemson, S.C. on October 10, 2015 (Clemson 43-24).

## FOUR PASSING TOUCHDOWNS

**Clemson** - **Deshaun Watson** had four passing touchdowns vs. Boston College at Chestnut Hill, Mass., on Oct. 7, 2016 (Clemson 56-10).

**Opponent** - Nathan Peterman of Pittsburgh had five passing touchdowns at Clemson, S.C. on Nov. 12, 2016 (Pittsburgh 43-42).

## FIVE PASSING TOUCHDOWNS

**Clemson** - **Deshaun Watson** had six passing touchdowns vs. South Carolina at Clemson, S.C., on Nov. 26, 2016 (Clemson 56-7).

**Opponent** - Nathan Peterman of Pittsburgh had five passing touchdowns at Clemson, S.C. on Nov. 12, 2016 (Pittsburgh 43-42).

## FOUR TOUCHDOWNS

**Clemson** - C.J. Spiller had four rushing touchdowns vs. Georgia Tech at Tampa, Fla. on Dec. 5, 2009 (Georgia Tech 39-34).

**Opponent** - Dalvin Cook of Florida State had four rushing touchdowns at Tallahassee, Fla. on Oct. 29, 2016 (Clemson 37-34).

## FOUR FIELD GOALS

**Clemson** - Chandler Catanzaro was 4-4 on field goals with makes of 31, 29, 25 and 24 yards vs. Maryland at College Park, Md. on Oct. 26, 2013 (Clemson 40-27).

**Opponent** - Cody Parkey of Auburn was 4-4 on field goals with makes of 37, 46, 27 and 36 yards at Atlanta, Ga. on Sept. 1, 2012 (Clemson 26-19).

## FIVE FIELD GOALS

**Clemson** - Chandler Catanzaro was 5-5 on field goals with makes of 38, 42, 18, 20 and 47 yards vs. Boston College at Clemson, S.C. on Oct. 8, 2011 (Clemson 36-14).

**Opponent** - Vince Fusco of Duke was 6-7 on field goals with makes of 27, 22, 22, 25, 37 and 57 yards at Clemson, S.C. on Oct. 16, 1976 (18-18).

## SIX FIELD GOALS

**Clemson** - Richard Jackson was 6-6 on field goals with makes of 23, 33, 32, 52, 42 and 35 yards vs. Boston College at Clemson, S.C. on Oct. 19, 2009 (Clemson 25-7).

**Opponent** - Vince Fusco of Duke was 6-7 on field goals with makes of 27, 22, 22, 25, 37 and 57 yards at Clemson, S.C. on Oct. 16, 1976 (18-18).

## 50-YARD FIELD GOAL

**Clemson** - Chandler Catanzaro kicked a 51-yard field goal vs. Georgia Tech at Clemson, S.C. on Nov. 14, 2013 (Clemson 55-31).

**Opponent** - Daniel Carlson kicked a 50-yard field goal at Auburn, Ala. on Sept. 3, 2016 (Clemson 19-13).

## SAFETY

**Clemson** - A Yellow Jacket wide receiver fumbled an interception return into the endzone, where it was recovered for a safety vs. Georgia Tech at Atlanta, Ga. on Sept. 22, 2016 (Clemson 26-7).

**Opponent** - Joshua Perry forced Tajh Boyd to intentionally ground the ball from the endzone for a safety vs. Ohio State at Miami Gardens, Fla. on Jan. 3, 2014 (Clemson 40-35).

## 20 POINTS

**Clemson** - C.J. Spiller had four rushing touchdowns (24 points) vs. Georgia Tech at Tampa, Fla. on Dec. 5, 2009 (Ga. Tech 39-34).

**Opponent** - Dalvin Cook of Florida State had four rushing touchdowns (24 points) at Tallahassee, Fla. (Clemson 37-34).

## BLOCKED PUNT

**Clemson** - **Jadar Johnson** blocked a punt into the endzone for a safety vs. Georgia Tech at Clemson, S.C. on Oct. 10, 2015. The ball went out of the endzone (Clemson 43-24).


**Opponent** - Quenton Washington of South Florida blocked a punt at Charlotte, N.C. on Dec. 31, 2010 (South Florida 31-26).

## 50-YARD PUNTING AVERAGE

**Clemson** - Michael Spiers had a 51.8-yard average on four punts vs. Louisville at Louisville, Ky., on Sept. 16, 2017 (Clemson 47-21).

**Opponent** - Joseph Charlton of South Carolina had a 52.7-yard average on seven punts at Columbia, S.C. on Nov. 25, 2017 (Clemson 34-10).





## TIGERS & TIDE

The ties between Clemson and Alabama are endless from a historical perspective. The two schools have met each of the last two years for the national championship. This is just the second time two schools have met three years in a row in the postseason (Ohio State vs. Southern California in the Rose Bowl from 1972-74). But the biggest common denominator is Dabo Swinney, who won a national championship as a senior at Alabama (1992) with a victory over Miami (Fla.) in the Sugar Bowl. Swinney hasn't been to a football game in the Mercedes-Benz Superdome since.

## 50 WINS

Clemson's small but mighty senior class (just six scholarship seniors) set the ACC record for victories (50) in the win over Miami (Fla.) in the ACC Championship Game. In the last four years, only Alabama has more wins with 51. The class already has three ACC championships, three CFP appearances, four bowl wins and 17 wins over top-25 teams.



## WINNING IN THE TRENCHES

Clemson was dominant on the line of scrimmage with a record six First-Team All-ACC linemen, three on offense (Tyrone Crowder, Justin Falcinelli, Mitch Hyatt) and three on defense (Clelin Ferrell, Dexter Lawrence, Christian Wilkins).



## RECORD-SETTING KELLY B.

Kelly Bryant has led the Tigers to 12 wins in his first year as the starter, the most victories by a first-year starting quarterback in school history. While the Manning Award finalist's stats were not as gaudy in some areas as Deshaun Watson, Bryant is fifth in the nation in completion percentage (67.4) and is tied for sixth in the nation in interception avoidance (min. 350 pass attempts).





# CLEMSON

## 2017 RESULTS (12-1)

Date	Opponent	CU Rk	Opp Rk	W-L	Score
9-2	KENT STATE	5,5		W	56-3
9-9	AUBURN	3,3	13,13	W	14-6
9-16	* at Louisville	3,2	14,14	W	47-21
9-23	* BOSTON COLLEGE	2,2		W	34-7
9-30	* at Virginia Tech	2,2	12,12	W	31-17
10-7	* WAKE FOREST	2,2		W	28-14
10-13	* at Syracuse	2,2		L	24-27
10-28	* GEORGIA TECH	7,7		W	24-10
11-4	* at NC State	6,5,4	20,20,20	W	38-31
11-11	* FLORIDA STATE	4,4,4		W	31-14
11-18	THE CITADEL	4,3,2		W	61-3
11-25	at South Carolina	4,3,3	NR,NR,24	W	34-10
12-2	# Miami (Fla.)	1,1,1	7,7,7	W	38-3
1-1	\$ Alabama	1,1,1	4,4,4		

\* - ACC regular-season game; # - ACC Championship Game (Charlotte, N.C.);

\$ - College Football Playoff Semifinal, Sugar Bowl (New Orleans, La.);

Note: Home games in **ORANGE CAPS**; rankings by AP, Coaches, CFP.

**SEAN POLLARD**  
Offensive Lineman  
Honorable Mention All-ACC, 2017

**HUNTER RENFROW**  
Wide Receiver  
Third-Team All-ACC, 2017

**TRAYVON MULLEN**  
Cornerback  
Honorable Mention All-ACC, 2017

**TRAVIS ETIENNE**  
Running Back  
Third-Team All-ACC, 2017

**DEON CAIN**  
Wide Receiver  
Third-Team All-ACC, 2017

**KENDALL JOSEPH**  
Linebacker  
Third-Team All-ACC, 2017

**TAYLOR HEARN**  
Offensive Guard  
Third-Team All-ACC, 2017

**RAY-RAY McCLLOUD**  
Wide Receiver/Cornerback  
All-American, 2017  
Honorable Mention All-ACC, 2017

**RYAN CARTER**  
Cornerback  
Honorable Mention All-ACC, 2017