

Equity in Athletics 2013

Institution: Clemson University (217882)

User ID: E2178821

Screening Questions

Please answer these questions carefully as your responses will determine which subsequent data entry screens are appropriate for your institution.

1. How will you report Operating (Game-day) Expenses?

 By Team Per Participant

2. Select the type of varsity sports teams at your institution.

 Men's Teams Women's Teams Coed Teams

3. Do any of your teams have assistant coaches?

 Yes Men's Teams Women's Teams Coed Teams No

If you save the data on this screen, then return to the screen to make changes, note the following:

- 1) If you select an additional type of team remember to include associated data for that type of team on subsequent screens;
- 2) If you delete a type of team but have already entered associated data on other screens, all associated data for that type of team will be deleted from subsequent screens. However, because the survey system has to recalculate the totals, you must re-save every screen.

Sports Selection - Men's and Women's Teams

Select the varsity sports teams at your institution.

Sport	Men's	Women's	Sport	Men's	Women's
Archery	<input type="checkbox"/>	<input type="checkbox"/>	Badminton	<input type="checkbox"/>	<input type="checkbox"/>
Baseball	<input checked="" type="checkbox"/>		Basketball	<input checked="" type="checkbox"/>	<input checked="" type="checkbox"/>
Beach Volleyball	<input type="checkbox"/>	<input type="checkbox"/>	Bowling	<input type="checkbox"/>	<input type="checkbox"/>
Cross Country	<input type="checkbox"/>	<input type="checkbox"/>	Diving	<input type="checkbox"/>	<input checked="" type="checkbox"/>
Equestrian	<input type="checkbox"/>	<input type="checkbox"/>	Fencing	<input type="checkbox"/>	<input type="checkbox"/>
Field Hockey		<input type="checkbox"/>	Football	<input checked="" type="checkbox"/>	
Golf	<input checked="" type="checkbox"/>	<input type="checkbox"/>	Gymnastics	<input type="checkbox"/>	<input type="checkbox"/>
Ice Hockey	<input type="checkbox"/>	<input type="checkbox"/>	Lacrosse	<input type="checkbox"/>	<input type="checkbox"/>
Rifle	<input type="checkbox"/>	<input type="checkbox"/>	Rodeo	<input type="checkbox"/>	<input type="checkbox"/>
Rowing	<input type="checkbox"/>	<input checked="" type="checkbox"/>	Sailing	<input type="checkbox"/>	<input type="checkbox"/>
Skiing	<input type="checkbox"/>	<input type="checkbox"/>	Soccer	<input checked="" type="checkbox"/>	<input checked="" type="checkbox"/>
Softball		<input type="checkbox"/>	Squash	<input type="checkbox"/>	<input type="checkbox"/>
Swimming	<input type="checkbox"/>	<input type="checkbox"/>	Swimming and Diving (combined)	<input type="checkbox"/>	<input type="checkbox"/>
Synchronized Swimming		<input type="checkbox"/>	Table Tennis	<input type="checkbox"/>	<input type="checkbox"/>
Team Handball	<input type="checkbox"/>	<input type="checkbox"/>	Tennis	<input checked="" type="checkbox"/>	<input checked="" type="checkbox"/>
Track and Field (Indoor)	<input type="checkbox"/>	<input type="checkbox"/>	Track and Field (Outdoor)	<input type="checkbox"/>	<input type="checkbox"/>
Track and Field and Cross Country (combined)	<input checked="" type="checkbox"/>	<input checked="" type="checkbox"/>	Volleyball	<input type="checkbox"/>	<input checked="" type="checkbox"/>
Water Polo	<input type="checkbox"/>	<input type="checkbox"/>	Weight Lifting	<input type="checkbox"/>	<input type="checkbox"/>
Wrestling	<input type="checkbox"/>	<input type="checkbox"/>	Other Sports (Specify sports in the caveat box.)*	<input type="checkbox"/>	<input type="checkbox"/>

CAVEAT

First year for women's golf, no competition.

* If you indicated in the caveat box that your other sports are Dancing and/or Cheerleading, please also specify in the caveat box that your institution has a letter from the Office for Civil Rights confirming that the OCR has determined that Dancing and/or Cheerleading are varsity sports at your institution.

If you save the data on this screen, then return to the screen to make changes, note the following:

- 1) If you select an additional team remember to include associated data for that sport on subsequent screens;
- 2) If you delete a sport but have already entered associated data on other screens, all associated data for that sport will be deleted from subsequent screens. However, because the survey system has to recalculate the totals, you must re-save every screen.

Athletics Participation - Men's and Women's Teams

Enter the number of participants as of the day of the first scheduled contest.

Varsity Teams	Men's Teams	Women's Teams
Baseball	32	
Basketball	14	14
Diving		12
Football	115	
Golf	10	
Rowing		76
Soccer	28	21
Tennis	7	6
Track and Field and Cross Country (combined)	93	100
Track and Field (Indoor)	44	43
Track and Field (Outdoor)	37	39
Cross Country	12	18
Volleyball		14
Total Participants Men's and Women's Teams	299	243
Unduplicated Count of Participants (This is a head count. If an individual participates on more than one team, count that individual only once on this line.)	249	188

CAVEAT

(For each men's or women's team that includes opposite sex participants, specify the number of male and the number of female students on that team in this caveat box. This does not apply for coed teams. Additionally, provide any other clarifying information here.)

If you save the data on this screen, then return to the screen to make changes, please note you must re-save every screen because the survey system has to recalculate the totals.


Head Coaches - Men's Teams

For each men's team, indicate whether the head coach is male or female, was assigned to the team on a full-time or part-time basis, and whether the coach was employed by the institution on a full-time basis or on a part-time or volunteer basis, by entering a 1 in the appropriate field.

The Swimming and Diving (combined) fields allow up to 2 head coaches. The Track and Field and Cross Country (combined) fields allow up to 3.

Varsity Teams	Male Head Coaches				Female Head Coaches				Total Head Coaches
	Assigned to Team on a Full-Time Basis	Assigned to Team on a Part-Time Basis	Full-Time Institution Employee	Part-Time Institution Employee or Volunteer	Assigned to Team on a Full-Time Basis	Assigned to Team on a Part-Time Basis	Full-Time Institution Employee	Part-Time Institution Employee or Volunteer	
Baseball	1		1						1
Basketball	1		1						1
Football	1		1						1
Golf	1		1						1
Soccer	1		1						1
Tennis	1		1						1
Track and Field and Cross Country (combined)		1	1						1
Coaching Position Totals	6	1	7	0	0	0	0	0	7

CAVEAT



Head Coaches - Women's Teams

For each women's team, indicate whether the head coach is male or female, was assigned to the team on a full-time or part-time basis, and whether the coach was employed by the institution on a full-time basis or on a part-time or volunteer basis, by entering a 1 in the appropriate field.

The Swimming and Diving (combined) fields allow up to 2 head coaches. The Track and Field and Cross Country (combined) fields allow up to 3.

Varsity Teams	Male Head Coaches				Female Head Coaches				Total Head Coaches
	Assigned to Team on a Full-Time Basis	Assigned to Team on a Part-Time Basis	Full-Time Institution Employee	Part-Time Institution Employee or Volunteer	Assigned to Team on a Full-Time Basis	Assigned to Team on a Part-Time Basis	Full-Time Institution Employee	Part-Time Institution Employee or Volunteer	
Basketball	<input type="text"/>	<input type="text"/>	<input type="text"/>	<input type="text"/>	1	<input type="text"/>	1	<input type="text"/>	1
Diving	<input type="text"/>	<input type="text"/>	<input type="text"/>	<input type="text"/>	1	<input type="text"/>	1	<input type="text"/>	1
Rowing	1	<input type="text"/>	1	<input type="text"/>	<input type="text"/>	<input type="text"/>	<input type="text"/>	<input type="text"/>	1
Soccer	1	<input type="text"/>	1	<input type="text"/>	<input type="text"/>	<input type="text"/>	<input type="text"/>	<input type="text"/>	1
Tennis	<input type="text"/>	<input type="text"/>	<input type="text"/>	<input type="text"/>	1	<input type="text"/>	1	<input type="text"/>	1
Track and Field and Cross Country (combined)	<input type="text"/>	1	1	<input type="text"/>	<input type="text"/>	<input type="text"/>	<input type="text"/>	<input type="text"/>	1
Volleyball	<input type="text"/>	<input type="text"/>	<input type="text"/>	<input type="text"/>	1	<input type="text"/>	1	<input type="text"/>	1
Coaching Position Totals	2	1	3	0	4	0	4	0	7

CAVEAT

Head Coaches' Salaries - Men's and Women's Teams

Enter only salaries and bonuses that your institution pays head coaches as compensation for coaching. Do not include benefits on this screen.

Do not include volunteer coaches in calculating the average salary and the Full-Time Equivalent (FTE) Total.

For help calculating the FTE total click on the "Need help? Click here for screen instructions" link on this screen.

	Men's Teams	Women's Teams
Average Annual Institutional Salary per Head Coach (for coaching duties only)	620,185	97,297
Number of Head Coaches Used to Calculate the Average	7	7
Number of Volunteer Head Coaches (Do not include these coaches in your salary or FTE calculations.)	0	0
Average Annual Institutional Salary per Full-time equivalent (FTE)	667,892	104,781
Sum of Full-Time Equivalent (FTE) Positions Used to Calculate the Average	6.50	6.50


CAVEAT

Assistant Coaches - Men's Teams

For each men's team, indicate whether the assistant coach is male or female, was assigned to the team on a full-time or part-time basis, and whether the coach was employed by the institution on a full-time basis or on a part-time or volunteer basis, by entering a 1 in the appropriate field.

Varsity Teams	Male Assistant Coaches				Female Assistant Coaches				Total Assistant Coaches
	Assigned to Team on a Full-Time Basis	Assigned to Team on a Part-Time Basis	Full-Time Institution Employee	Part-Time Institution Employee or Volunteer	Assigned to Team on a Full-Time Basis	Assigned to Team on a Part-Time Basis	Full-Time Institution Employee	Part-Time Institution Employee or Volunteer	
Baseball	2	1	2	1					3
Basketball	3		3						3
Football	9		9						9
Golf	1		1						1
Soccer	2	1	2	1					3
Tennis	1		1						1
Track and Field and Cross Country (combined)		3	3			1	1		4
Coaching Position Totals	18	5	21	2	0	1	1	0	24

CAVEAT




Assistant Coaches - Women's Teams

For each women's team, indicate whether the assistant coach is male or female, was assigned to the team on a full-time or part-time basis, and whether the coach was employed by the institution on a full-time basis or on a part-time or volunteer basis, by entering a 1 in the appropriate field.

Varsity Teams	Male Assistant Coaches				Female Assistant Coaches				Total Assistant Coaches
	Assigned to Team on a Full-Time Basis	Assigned to Team on a Part-Time Basis	Full-Time Institution Employee	Part-Time Institution Employee or Volunteer	Assigned to Team on a Full-Time Basis	Assigned to Team on a Part-Time Basis	Full-Time Institution Employee	Part-Time Institution Employee or Volunteer	
Basketball	1		1		2		2		3
Diving	1		1						1
Rowing					2		2		2
Soccer	1		1		1		1		2
Tennis	1		1						1
Track and Field and Cross Country (combined)		3	3			1	1		4
Volleyball					2		2		2
Coaching Position Totals	4	3	7	0	7	1	8	0	15

CAVEAT



Assistant Coaches' Salaries - Men's and Women's Teams

Enter only salaries and bonuses that your institution pays assistant coaches as compensation for coaching. Do not include benefits on this screen.

Do not include volunteer coaches in calculating the average salary and the Full-Time Equivalent (FTE) Total.

For help calculating the FTE total click on the "Need help? Click here for screen instructions" link on this screen.

	Men's Teams	Women's Teams
Average Annual Institutional Salary per Assistant Coach (for coaching duties only)	236,005	55,912
Number of Assistant Coaches Used to Calculate the Average	22	15
Number of Volunteer Assistant Coaches. (Do not include these coaches in your salary or FTE calculations.)	2	
Average Annual Institutional Salary per Full-time equivalent (FTE)	259,606	64,514
Sum of Full-Time Equivalent (FTE) Positions Used to Calculate the Average	20.00	13.00

CAVEAT

Athletically Related Student Aid - Men's and Women's Teams

Athletically related student aid is any scholarship, grant, or other form of financial assistance, offered by an institution, the terms of which require the recipient to participate in a program of intercollegiate athletics at the institution. Other student aid, of which a student-athlete simply happens to be the recipient, is not athletically related student aid. If you do not have any aid to report, enter a 0.

	Men's Teams	Women's Teams	Total
Amount of Aid	5,794,789	4,259,507	10,054,296
Ratio (percent)	58	42	100%
CAVEAT			

Recruiting Expenses - Men's and Women's Teams

Recruiting expenses are all expenses an institution incurs attributable to recruiting activities. This includes, but is not limited to, expenses for lodging, meals, telephone use, and transportation (including vehicles used for recruiting purposes) for both recruits and personnel engaged in recruiting, and other expenses for official and unofficial visits, and all other expenses related to recruiting. If you do not have any recruiting expenses to report, enter a 0.

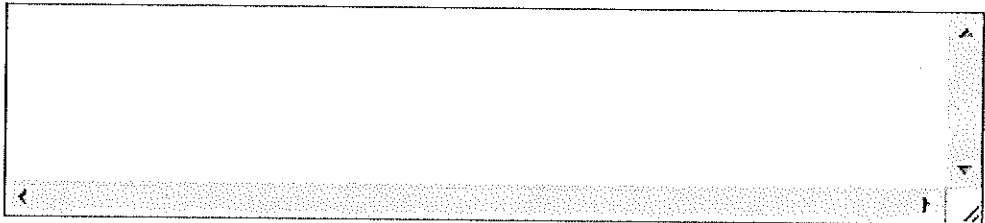
	Men's Teams	Women's Teams	Total
Total	967,824	317,172	1,284,996
CAVEAT			

Operating (Game-Day) Expenses - Men's and Women's Teams by Team

Operating expenses are all expenses an institution incurs attributable to home, away, and neutral-site intercollegiate athletic contests (commonly known as "game-day expenses"), for (A) Lodging, meals, transportation, uniforms, and equipment for coaches, team members, support staff (including, but not limited to team managers and trainers), and others; and (B) Officials.

For a sport with a men's team and a women's team that have a combined budget, click on the "Need help? Click here for screen instructions" link for special instructions.

Varsity Teams	Participants	Men's Teams		Women's Teams		Total Operating Expenses	
		Operating Expenses per Participant	By Team	Participants	Operating Expenses per Participant		By Team
Basketball	14	59,597	834,361	14	44,821	627,494	1,461,855
Football	115	42,914	4,935,053				4,935,053
Baseball	32	13,527	432,863				432,863
Diving				12	4,912	58,938	58,938
Golf	10	5,758	57,575				57,575
Rowing				76	2,186	166,099	166,099
Soccer	28	4,094	114,642	21	4,218	88,584	203,226
Tennis	7	16,526	115,681	6	17,503	105,015	220,696
Track and Field and Cross Country (combined)	93	2,742	254,984	100	3,158	315,765	570,749
Volleyball				14	10,003	140,035	140,035
Total Operating Expenses Men's and Women's Teams	299		6,745,159	243		1,501,930	8,247,089



Note: This screen is for game-day expenses only.


Total Expenses - Men's and Women's Teams

Enter all expenses attributable to intercollegiate athletic activities. This includes appearance guarantees and options, athletically related student aid, contract services, equipment, fundraising activities, operating expenses, promotional activities, recruiting expenses, salaries and benefits, supplies, travel, and any other expenses attributable to intercollegiate athletic activities.

Varsity Teams

	Men's Teams	Women's Teams	Total
Basketball	4,373,940	2,619,645	6,993,585
Football	19,969,497		19,969,497
Baseball	2,167,234		2,167,234
Diving		699,814	699,814
Golf	514,104		514,104
Rowing		1,533,190	1,533,190
Soccer	1,149,978	1,145,541	2,295,519
Tennis	650,735	755,819	1,406,554
Track and Field and Cross Country (combined)	1,245,779	1,760,597	3,006,376
Volleyball		1,013,856	1,013,856
Total Expenses of all Sports, Except Football and Basketball, Combined	5,727,830	6,908,817	12,636,647
Total Expenses Men's and Women's Teams	30,071,267	9,528,462	39,599,729
Not Allocated by Gender/Sport (Expenses not attributable to a particular sport or sports)			25,861,595
Grand Total Expenses			65,461,324

CAVEAT




Total Revenues - Men's and Women's Teams

Your total revenues must cover your total expenses.

Enter all revenues attributable to intercollegiate athletic activities. This includes revenues from appearance guarantees and options, an athletic conference, tournament or bowl games, concessions, contributions from alumni and others, institutional support, program advertising and sales, radio and television, royalties, signage and other sponsorships, sport camps, state or other government support, student activity fees, ticket and luxury box sales, and any other revenues attributable to intercollegiate athletic activities.

Varsity Teams	Men's Teams	Women's Teams	Total
Basketball	6,245,295	680,011	6,925,306
Football	41,273,517		41,273,517
Baseball	1,130,173		1,130,173
Diving		405,789	405,789
Golf	121,608		121,608
Rowing		908,409	908,409
Soccer	531,596	623,754	1,155,350
Tennis	218,034	318,191	536,225
Track and Field and Cross Country (combined)	535,384	904,739	1,440,123
Volleyball		503,671	503,671
Total Revenues of all Sports, Except Football and Basketball, Combined	2,536,795	3,664,553	6,201,348
Total Revenues Men's and Women's Teams	50,055,607	4,344,564	54,400,171
Not Allocated by Gender/Sport (Revenues not attributable to a particular sport or sports)			13,763,777
Grand Total for all Teams (includes by team and not allocated by gender/sport)			68,163,948

CAVEAT



Summary - Men's and Women's Teams

Your Grand Total Revenues must be equal to or greater than your Grand Total Expenses or you will not be able to lock your survey.

	Men's Teams	Women's Teams	Total
1 Total of Head Coaches' Salaries	4,341,295	681,079	5,022,374
2 Total of Assistant Coaches' Salaries	5,192,110	838,680	6,030,790
3 Total Salaries (Lines 1+2)	9,533,405	1,519,759	11,053,164
4 Athletically Related Student Aid	5,794,789	4,259,507	10,054,296
5 Recruiting Expenses	967,824	317,172	1,284,996
6 Operating (Game-Day) Expenses	6,745,159	1,501,930	8,247,089
7 Summary of Subset Expenses (Lines 3+4+5+6)	23,041,177	7,598,368	30,639,545
8 Total Expenses for Teams	30,071,267	9,528,462	39,599,729
9 Total Expenses for Teams Minus Subset Expenses (Line 8 – Line 7)	7,030,090	1,930,094	8,960,184
10 Not Allocated Expenses			25,861,595
11 Grand Total Expenses (Lines 8+10)			65,461,324
12 Total Revenues for Teams	50,055,607	4,344,564	54,400,171
13 Not Allocated Revenues			13,763,777
14 Grand Total Revenues (Lines 12+13)			68,163,948
15 Total Revenues for Teams minus Total Expenses for Teams (Line 12- Line 8)	19,984,340	-5,183,898	14,800,442
16 Grand Total Revenues Minus Grand Total Expenses (Line 14- Line 11)			◆ 2,702,624

To return to a data entry screen, click on the link in the Navigation Menu.

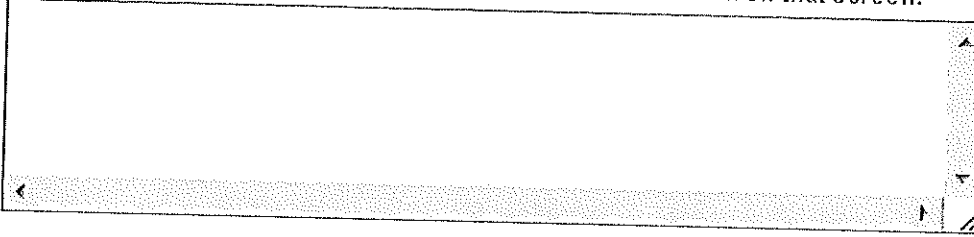
To proceed to the Supplemental Information screen, click on the link in the Navigation Menu or click on the "Next" button on this screen.

Supplemental Information (optional)

This screen may be used to help the reader better understand the data you have provided, or to help a prospective student-athlete make an informed choice of an athletics program.

This information will be viewable on the EADA public website. Please do not include the names of individuals or write messages to the help desk.

To explain specific data entered on a previous screen, please use the caveat box on that screen.



[Print Form\(s\)](#)

[Get PDF File](#)

[Go Back](#)